TPCODL

Cy, e-mail

No. TPCODL/EAG/ 5676 Date: 10 SEP 2023

To

1.) Mr. Milind Deore,
Director, Bureau of Energy Efficiency, GoI, Ministry of Power.
4th Floor, Sewa Bhawan, R.K. Puram, New Delhi-110066
Email Id: - mdeore@beeindia.gov.in, suryay@beeindia.gov.in

2.) The Engineer-In-Chief (Electricity) -cum- Principal Chief Electrical Inspector (State Designated Agency, Odisha) Unit-5, Power House Square, Vidyut Marg, Bhubaneswar, 751001
Email Id: - eic-epcei@nic.in, sdaorissa@nic.in

Sub:- Submission of **Third Annual Energy Audit Report of TPCODL for the FY 2022-23** in pursuant to Regulation-3 of the BEE (Manner and intervals for conduct of Energy Audit in Electricity Distribution Companies) Regulation 2021 under EC Act-2001.

Ref:- 1.) T.O. Letter No- 4937 Date-31st July 2023

Sir/Madam,

With reference to the above cited subject, this is to intimate you that the pro-forma & MOM for the 3rd Annual Energy Audit of TPCODL for the FY 2022-23 had been submitted vide letter under reference (1). Now, in pursuant to Regulation-3 of the Bureau of Energy Efficiency (Manner and intervals for conduct of Energy Audit in Electricity Distribution Companies) Regulation 2021 under EC Act-2001 please find enclosed herewith the Annual Energy Audit Report for the FY 2022-23 of TPCODL in the specified Second schedule (a).

This is for favour of kind information & necessary action please.

Yours faithfully,

Encl: - Third Annual Energy Audit Report of TPCODL for FY 2022-23 in the second schedule (a)

HoD (Energy Audit)
Energy Accounting & Audit Cell

Annual Energy Audit Report (FY2022-23)

TP Central Odisha Distribution Limited (TPCODL)
(DC Number: DIS0039OD)

Submitted to

TP CENTRAL ODISHA DISTRIBUTION LIMITED

2ND FLOOR, IDCO TOWER,
JANPATH,
BHUBANESWAR, ODISHA - 751022
www.tpcentralodisha.com

Submitted by

EAST COAST SUSTAINABLE PRIVATE LIMITED

6-80/1, PRIYA GARDENS,
P.O.-SIMHACHALAM, VISAKHAPATNAM,
ANDHRA PRADESH – 530028.
CIN: U74999AP2018PTC108807
www.eastcoast.net.in

July 2023

East Coast Sustainable Private Limited
6-80/1, Priya Gardens, Near Swamy Kalyana Mandapam
P.O. Simhachalam, Visakhapatnam – 530028
Andhra Pradesh, India
Ph: +91-9705300059, Web: www.eastcoast.net.in

Date: 10-09-2023,
Visakhapatnam.

To
Mr. Manoj Kumar Das, DGM (EL)
TPCODL
2nd Floor, IDCO Tower
Janpath, Bhubaneswar
Odisha – 751022.

Subject: Annual Energy Audit Report of TP Central Odisha Distribution Limited (TPCODL), Bhubaneswar (Designated Consumer Number: DIS0039OD)

Dear Sir,

We are pleased to place before you the Annual Energy Audit Report of TP Central Odisha Distribution Limited (TPCODL), (Designated Consumer Number: DIS0039OD) prepared as per the Bureau of Energy Efficiency regulations for Manner and Intervals for Conduct of Energy Audit in electricity distribution companies (vide Bureau of Energy Efficiency notification dated 6th October 2021) for FY 2022-23.

G Srinivasa Rao
Accredited Energy Auditor (AEA-0251)
Director
M/s East Coast Sustainable Pvt. Ltd.
Email: srinivasa.gandepalli@eastcoast.net.in
Mobile: +91 - 97053 00059.

East Coast Sustainable Pvt. Ltd.

G. Srinivasa Rao, MIE
Accredited Energy Auditor (BEE)
CEA-1574, AEA-0251

ACKNOWLEDGEMENT

East Coast Sustainable Pvt Limited (ECSPL) places on records its deep gratitude to the progressive management of TP Central Odisha Distribution Limited, Odisha for entrusting the work of Annual Energy Audit for FY 2022-2023 as per BEE regulations.

ECSPL wishes to thank the following officials for their kind support extended during Annual Energy Audit.

- Mr. Prashant Kumar Singh, Head (Energy Audit & Enforcement)
- Mr. Kapil Baweja, Group Head (HOG), Energy Audit)
- Mr. Prakash Chandra Moharana, Deputy Manager, Electrical
- Mr. Shankarshan Panigrahi, Certified Energy Manager (DM), Electrical
- Mrs. Saraswati Kabi, Assistant Manager, Electrical
- Mr. Suprakash Swain, Lead Engineer

ECSPL also wishes to thank all other executives and staff of TPCODL for their excellent cooperation and support for successful completion of Annual Energy audit.

ANNUAL ENERGY AUDIT TEAM
EAST COAST SUSTAINABLE PRIVATE LIMITED
VISAKHAPATNAM

STUDY TEAM

Team-1: Energy Audit Cell of DISCOM

Sr. No	Name	Designation	Wing	Email ID	Contact Number
Nodal Officer					
1	Mr. Manoj Kumar Das	DGM (El)	Energy Audit	Manoj.Das@tpcentralodisha.com	7008197471
Energy Manager					
2	Mr. Sankarsan Panigrahi	DM (El)	Energy Audit	Shankarshan.Panigrahi@tpcentralodisha.com	9438585161
Information Technology Manager					
3	Mr. L. K. Dash	AGM (El)	Energy Audit	laxmikanta.dash@tpcentralodisha.com	9438233013
Financial Manager					
4	Mr. Niranjan Sahu	Team Lead (RAG)	Finance	Niranjan.Sahul@tpcentralodisha.com	9234002892
Other Member of Energy Cell					
5	Mr. Prashant Kumar Singh,	Head	Energy Audit	Prashant.Singh@tpcentralodisha.com	8851994991
6	Mr. Kapil Baweja	Group Head (HOG)	Energy Audit	Kapil.Baweja@tpcentralodisha.com	9717795262
7	Mr. Prakash Chandra Moharana	Deputy Manager, Electrical	Energy Audit	prakash.moharana@tpcentralodisha.com	8763937730
8	Mrs. Saraswati Kabi	Assistant Manager, Electrical	Energy Audit	Saraswati.Kabi@tpcentralodisha.com	9861187855
9	Mr. Suprakash Swain	Lead Engineer	Energy Audit	suprakash.swain@tpcentralodisha.com	9853690160

Team-2: Energy Audit Team of EmAEA

Sr. No	Name	Qualification	EmAEA/AEA/EA/EM Registration No.	Experience in years	Sector
Team Leader					
1	Mr. G. Srinivasa Rao	B. Tech Mechanical, PGD Energy, Management MS (Environmental Management and Policy)	AEA-0251	26	All
Team Head/Sector Expert					
2	Mr. S. Janardhana Rao	MBA, Finance, AU, PGDM, Energy Management, B. Tech (E.E.E)	EM- 8801	33	DISCOM
Certified Energy Auditor					
3	Mr. Ramprasad	B. Tech Mechanical, PGD Energy Management, M. B. A, Certified Energy Auditor.	CEA - 1573	28	All
Team Member					
4	Mr. K. Lokeswara Rao	M. Tech (Mechanical)	-	2	-
5	Ms. J. Sai Sowmya	B. Tech (Electrical)	-	1	-

TABLE OF CONTENTS

ACKNOWLEDGEMENT ..... **i**
STUDY TEAM ..... **ii**
TABLE OF CONTENTS ..... **iv**
1. EXECUTIVE SUMMARY **1**
1.1 ENERGY ACCOUNTS AND PERFORMANCE FOR FY 2022-23 1
1.1.1 DISCOM WIDE ENERGY ACCOUNTING 1
1.2 PEAK LOAD 8
2. SUMMARY OF CRITICAL ANALYSIS OF ENERGY AUDITOR AND MANAGEMENT ANALYSIS **9**
2.1 CRITICAL ANALYSIS BY ENERGY AUDITOR AND MANAGEMENT ANALYSIS 9
2.1.1 COMPLIANCE TO BEE REGULATION: 9
2.1.2 FEEDER METERING AND ENERGY AUDIT 9
2.1.3 CATEGORY WISE SUBSIDY 9
2.1.4 ANALYSIS ON T&D LOSS AND AT&C LOSS 10
3. BACKGROUND **14**
3.1 EXTANT REGULTIONS AND ROLE OF BEE 14
3.2 PURPOSE OF AUDIT AND ACCOUNTING REPORT 17
3.3 PERIOD OF ENERGY AUDITING AND ACCOUNTING 17
4. INTRODUCTION OF DISCOM **18**
4.1 NAME AND ADDRESS OF DESIGNATED CONSUMER 18
4.2 NAME AND DETAILS OF ENERGY MANAGER AND AUTHORISED SIGNATORY OF DC 18
4.3 SUMMARY PROFILE OF DC 19
4.3.1 ASSETS 19
4.3.2 ENERGY FLOW 19
4.3.3 COMSUMER BASE 22
4.3.4 SALIENT FEATURES 24
4.3.4.1 OPERATION OF CUSTOMER CARE CENTRE: 24
4.3.4.2 MEGA BILL PAY & WIN SCHEME: 25
4.3.4.3 INTRODUCTION OF CONSUMER APP - TPCODL MITRA: 26
4.3.4.4 SELF-METER READING BY THE CUSTOMERS TO GENERATE BILL: 27

4.3.4.5 MEETING WITH RESIDENT WELFARE ASSOCIATION: 27
4.3.4.6 A DRIVE TO CONNECT WITH RURAL CUSTOMERS- "GAON CHALO": 28
4.3.4.7 KEY CUSTOMER MEET: - 29
4.3.4.8 MOTIVATION TO ACHIEVE 'MISSION 1001': - 30
4.3.4.9 CAPITAL EXPENDITURE INVESTMENT BY TPCL 32
5. DISCUSSION AND ANALYSIS 35
5.1 ENERGY ACCOUNTS FOR PREVIOUS YEARS 35
5.2 ENERGY ACCOUNTS AND PERFORMANCE OF FY 2022-23 36
5.2.1 DISCOM WIDE ENERGY ACCOUNTING 36
5.2.3 VOLTAGE WISE INPUT AND LOSSES 46
5.3 UNIT-WISE PERFORMANCE FOR THE FY 2022-23 46
5.4 ENERGY CONSERVATION MEASURES ALREADY TAKEN AND PROPOSED FOR FUTURE 47
5.4.1 ENERGY CONSERVATION MEASURES ALREADY TAKEN (FOR LOSS REDUCTION) 47
5.4.2 AND ENERGY CONSERVATION MEASURES PROPOSED FOR FUTURE 50
5.4.3 DETAILS OF DSM/ ENERGY CONSERVATION MEASURES ALREADY TAKEN BY THE DISCOM): 52
5.4.4 DETAILS OF DSM/ ENERGY CONSERVATION MEASURES TO BE TAKEN BY THE DISCOM IN COMING FUTURE 52
5.5 CRITICAL ANALYSIS BY ENERGY AUDITOR 53
5.5.1 STATUS OF COMPLIANCE TO BEE REGULATIONS 53
5.5.2 AGRICULTURAL CONSUMPTION 60
5.5.3 11KV FEEDER METERING AND ENERGY AUDIT 60
5.5.4 DTR METERING AND ENERGY AUDIT 60
5.5.5 CATEGORY WISE SUBSIDY FOR FY 2022-23 60
5.5.6 ANALYSIS ON T&D LOSS AND AT&C LOSS 60
5.6 INCLUSION AND EXCLUSIONS 63
6. NOTES OF THE EA/EM ALONG WITH QUERIES AND REPLIES TO DATA GAPS 64
6.1 Query by EA, response by EM and Notes by EA 64
7. ANNEXURES 65
7.1 INTRODUCTION OF VERIFICATION FIRM: 65
7.2 MINUTES OF MEETING WITH THE DISCOM TEAM 65

7.3 CHECK LIST PREPARED BY AUDITING FIRM 66
7.4 BRIEF APPROACH, SCOPE & METHODOLOGY FOR AUDIT 66
7.5 INFRASTRUCTURE DETAILS 67
7.6 ELECTRICAL DISTRIBUTION SYSTEM 67
7.7 POWER PURCHASE DETAILS 68
7.7.1 BULK SUPPLY PRICE FOR GRIDCO 69
7.7.2 ANNUAL ABSTRACT ON ENERGY BILLING FROM GRIDCO FOR FY 2022-23: - 70
7.7.3 TRANSMISSION CHARGES FOR OPTCL 70
7.7.4 ANNUAL ABSTRACT ON ENERGY BILLING FROM OPTCL FOR FY 2022-23 71
7.7.5 ANNUAL ABSTRACT ON ENERGY BILLING FROM SLDC FOR FY 2022-23 72
7.8 LINE DIAGRAM (SLD) 74
7.9 CATEGORY OF SERVICE DETAILS (WITH CONSUMER AND VOLTAGE-WISE) 74
7.10 LIST OF DOCUMENTS VERIFIED WITH EACH PARAMETER: 75
7.11 BRIEF DESCRIPTION OF UNIT 75
7.12 LIST OF PARAMETERS ARRIVED THROUGH CALCULATION OR FORMULAE WITH LIST OF DOCUMENTS AS SOURCE OF DATA 76
8. FORMATS 77
8.1 GENERAL INFORMATION 77
8.2 PERFORMANCE SUMMARY OF ELECTRICITY DISTRIBUTION COMPANY 77
8.3 DETAILS OF INPUT INFRASTRUCTURE 77
8.4 INPUT ENERGY: A. SUMMARY OF ENERGY INPUT AND INFRASTRUCTURE 77
8.5 DETAILS OF INPUT ENERGY SOURCES 77
8.6 DIVISION-WISE LOSSES 77
8.7 DETAILS OF FEEDER-WISE LOSSES 77
8.8 DETAILS OF SUBSIDY CLAIMED AND RECEIVED 78
8.9 DETAILS OF DT METERING 78
8.10 DT WISE LOSSES TO THE EXTENT DT METERS ARE EXISTING 78
9. Field Verification Data as per S.O.P 79
9.1 FIELD VISITS: 79

9.2 FIELD VERIFICATION DATA ON SAMPLE BASIS AS PER SOP:.....83

List of Tables

Table- 1 Summary of Losses of TPCODL (With Arrears) 2
Table- 2 Summary of Losses of TPCODL (Without Arrears) 2
Table- 3 Range of Technical and AT&C losses 10
Table- 4 Divisions with High T&D loss 11
Table- 5 Divisions with Low Collection Efficiency (with arrears) 11
Table- 6 Divisions with Low Collection Efficiency (without arrears) 12
Table- 7 Category wise Collection Efficiency 12
Table- 8 Details of Energy Manager and Authorized Signatory of DC 18
Table- 9 Infrastructure Details 19
Table- 10 Energy Flow of TPCODL 20
Table- 11 Category wise Consumer Details 22
Table- 12 Metering Status at different Voltage Levels 23
Table- 13 Net Energy Input to TPCODL 36
Table- 14 Summary of Losses of TPCODL (With Arrears) 36
Table- 15 Summary of Losses of TPCODL (Without Arrears) 36
Table- 16 Category wise Energy Account of TPCODL 37
Table- 17 Division wise Performance (Without Arrears) 42
Table- 18 Division wise Performance (With Arrears) 44
Table- 19Voltage wise Input, Sale and Loss 46
Table- 20 Status of Compliance to BEE Regulation 53
Table- 21 Range of Technical and AT&C losses 61
Table- 22 Divisions with High T&D loss 61
Table- 23 Divisions with Low Collection Efficiency (with arrears) 62
Table- 24 Divisions with Low Collection Efficiency (without arrears) 62
Table- 25 Category wise Collection Efficiency 63
Table- 26 Query EA by and response by EM 64
Table- 27 Category wise Consumer Details 74

1. EXECUTIVE SUMMARY

Bureau of Energy Efficiency (BEE) notified the Bureau of Energy Efficiency (Manner and Intervals for Conduct of Energy Audit (Accounting) in Electricity Distribution Companies) Regulations, 2021 on 6th October 2021. As per the regulation, all Electricity Distribution Companies are mandated to conduct annual energy audit and periodic energy accounting on quarterly basis.

Owing to the impact of energy auditing on the entire distribution and retail supply business and absence of an existing framework with dedicated focus on the same, it was imperative to develop a set of comprehensive guidelines that all Distribution utilities across India can follow and adhere to.

M/S East Coast Sustainable Private Limited was entrusted the job of carrying out the annual energy audit for the FY 2022-2023 and submit the Third annual energy audit report of **TP Central Odisha Distribution limited (TPCODL)** to the Bureau of Energy Efficiency, India and SDA, Odisha under the Bureau of Energy Efficiency (Manner and Intervals for Conduct of Energy Audit in electricity distribution companies) Regulations, 2021 vide PO No-4500001378 Date-08.05.2023.

1.1 ENERGY ACCOUNTS AND PERFORMANCE FOR FY 2022-23

1.1.1 DISCOM WIDE ENERGY ACCOUNTING

The net energy input to the DISCOM for FY 2022-2023 is estimated and presented in the following table:

S.No.	Parameters	Period From 2022 To 2023
1	Input Energy purchased (MU)	9902.97
2	Transmission loss (%)	0.00%
3	Transmission loss (MU)	0.00
4	Energy sold outside the periphery (MU)	3.09
5	Open access sale (MU)	685.18
6	EHT sale	1556.41
7	Net input energy (received at DISCOM periphery or at distribution point)-(MU)	9902.97

The technical losses and AT & C losses for FY 2022-2023 are estimated and presented in the following table:

Table- 1 Summary of Losses of TPCODL (With Arrears)

Total Losses	T&D Loss		Collection Efficiency (%)	AT& C Loss (%)
	T&D Loss (MU)	T&D Loss (%)		
	2245.17	22.67%	102.91%	20.42%

Table- 2 Summary of Losses of TPCODL (Without Arrears)

Total Losses	T&D Loss		Collection Efficiency (%)	AT& C Loss (%)
	T&D Loss (MU)	T&D Loss (%)		
	2245.17	22.67%	99.80%	22.82%

The total sales (metered and assessed) for various consumer categories are presented in the following table:

S. No	Type of Consumers	Category of Consumers (EHT/HT/LT/Others)	Voltage Level (In Voltage)	No of Consumers	Total Consumption (In MU)
1	Bulk Supply - Domestic	HT	11	94	23.42157234
2	Bulk Supply - Domestic	HT	33	19	26.60905342
3	Bulk Supply - Domestic	LT	0.23	1	0.036796198
4	Bulk Supply - Domestic	LT	0.415	48	0.595610511
5	Bulk Supply - Domestic	LT	11	711	12.73195229
6	Bulk Supply - Domestic	LT	33	3	0.927707649
7	Kutir Jyoti <= 30 Units/month	LT	0.23	27343	0.145338
8	Domestic Others	HT	0.23	1	0.059336
9	Domestic Others	LT	0.23	2688870	2935.870297
10	Domestic Others	LT	0.415	48676	229.216624
11	Emergency Supply to CGP (kWh)	EHT	132	6	6.8750589
12	Emergency Supply to CGP (kWh)	EHT	220	1	34.57050103
13	General Purpose	EHT	132	4	150.8504092
14	Heavy Industry	EHT	132	1	193.9409103
15	Heavy Industry	EHT	220	2	263.0960357
16	Large Industry	EHT	132	7	149.4793376
17	Large Industry	EHT	220	1	18.44482014
18	Large Industry	EHT	400	1	56.80890088
19	Power Intensive Industry	EHT	132	3	140.1129151

S. No	Type of Consumers	Category of Consumers (EHT/HT/LT/Others)	Voltage Level (In Voltage)	No of Consumers	Total Consumption (In MU)
20	Railway Traction	EHT	132	12	542.2703011
21	Allied Agro-Industrial Activities	HT	11	39	24.45598413
22	Allied Agro-Industrial Activities	HT	33	9	28.8329268
23	Allied Agro-Industrial Activities	LT	11	40	2.962608222
24	Allied Agricultural Activities	HT	11	90	22.731334
25	Allied Agricultural Activities	HT	33	1	0.490338971
26	Allied Agricultural Activities	LT	11	407	16.46596352
27	Allied Agricultural Activities	LT	33	1	0.0606765
28	H.T Industrial (M) Supply	HT	11	46	4.43980996
29	H.T Industrial (M) Supply	LT	0.415	2	0.294462497
30	H.T Industrial (M) Supply	LT	11	1570	64.72957793
31	H.T Industrial (M) Supply	LT	33	10	1.12563721
32	Irrigation Pumping and Agriculture	LT	11	2199	3.051061306
33	Large Industry	HT	11	502	218.7967667
34	Large Industry	HT	33	117	332.6781982
35	Large Industry	LT	11	1	0.435009474
36	Large Industry	LT	33	2	0.0214415
37	Mini Steel Plant	HT	33	1	39.37801309
38	Power Intensive Industry	HT	33	3	66.83779182
39	Public Water Works & Sewerage Pumping	HT	11	82	23.77900113
40	Public Water Works & Sewerage Pumping	HT	33	20	60.84207389

S. No	Type of Consumers	Category of Consumers (EHT/HT/LT/Others)	Voltage Level (In Voltage)	No of Consumers	Total Consumption (In MU)
41	Public Water Works & Sewerage Pumping	LT	0.23	1	0.024312261
42	Public Water Works & Sewerage Pumping	LT	0.415	4	0.105805197
43	Public Water Works & Sewerage Pumping	LT	11	3315	54.03948172
44	General Purpose >70 KVA < 110 KVA	HT	11	40	4.881136869
45	General Purpose >70 KVA < 110 KVA	LT	0.415	1	0.078549042
46	General Purpose >70 KVA < 110 KVA	LT	11	580	54.81096734
47	General Purpose >70 KVA < 110 KVA	LT	33	3	0.527857263
48	General Purpose >= 110 KVA	HT	11	981	360.9327811
49	General Purpose >= 110 KVA	HT	33	75	218.1915972
50	General Purpose >= 110 KVA	LT	11	3	0.88487112
51	Mega Lift-General Purpose < 110 KVA	LT	11	268	1.266349091
52	Mega Lift-General Purpose > 110 KVA	HT	11	3	0.102940856
53	Mega Lift-General Purpose > 110 KVA	HT	33	8	1.452019308
54	Specified Public Purpose	HT	11	178	64.89777572
55	Specified Public Purpose	HT	33	13	51.153635
56	Specified Public Purpose	LT	11	301	12.46083771
57	Specified Public Purpose	LT	33	4	0.801053995
58	Allied Agro-Industrial Activities	LT	0.415	48	1.881161
59	Allied Agricultural Activities	LT	0.23	4545	7.714624
60	Allied Agricultural Activities	LT	0.415	1695	9.3821153
61	Electric vehicle through public charging system/station	LT	0.415	10	0.002827

S. No	Type of Consumers	Category of Consumers (EHT/HT/LT/Others)	Voltage Level (In Voltage)	No of Consumers	Total Consumption (In MU)
62	General Purpose < 110 KVA	HT	0.415	1	0.038624
63	General Purpose < 110 KVA	HT	11	1	0.138724
64	General Purpose < 110 KVA	LT	0.23	192311	305.383291
65	General Purpose < 110 KVA	LT	0.415	24269	304.682015
66	General Purpose < 110 KVA	LT	11	8077	207.794905
67	General Purpose < 110 KVA	LT	33	9	0.640408
68	Large Industry >=110 KVA	LT	0.415	8	2.380417
69	Irrigation Pumping and Agriculture	LT	0.23	4749	4.325301
70	Irrigation Pumping and Agriculture	LT	0.415	23556	23.983551
71	Public Lighting	HT	11	1	0.49965
72	Public Lighting	LT	0.23	3848	25.418591
73	Public Lighting	LT	0.415	1819	68.166018
74	Public Lighting	LT	11	161	3.829354
75	Public Water Works and Sewerage Pumping <110 KVA	LT	0.23	406	2.357563
76	Public Water Works and Sewerage Pumping <110 KVA	LT	0.415	3221	45.85084
77	Specified Public Purpose	LT	0.23	17563	17.169153
78	Specified Public Purpose	LT	0.415	2482	18.214755
79	General Purpose >= 110 KVA	HT	0.415	1	0.999868
80	General Purpose >= 110 KVA	LT	0.415	31	4.16381
81	OYT Scheme < 110 KVA	LT	0.23	301	0.178673

S. No	Type of Consumers	Category of Consumers (EHT/HT/LT/Others)	Voltage Level (In Voltage)	No of Consumers	Total Consumption (In MU)
82	OYT Scheme < 110 KVA	LT	0.415	137	0.8191
83	OYT Scheme < 110 KVA	LT	11	6	0.01344
84	OYT Scheme < 110 KVA	LT	33	3	0.005571
85	OYT Scheme < 110 KVA	LT	0.415	1	0.009756
86	Public Water Works and Sewerage Pumping >=110 KVA	LT	0.415	12	2.289679
87	L.T. Industrial (M) Supply >=22 KVA and <110 KVA	LT	0.415	1292	41.611929
88	L.T. Industrial (M) Supply >=22 KVA and <110 KVA	LT	11	1	0.365754
89	L.T. Industrial (S) Supply <22 KVA	LT	0.23	3	0.008769
90	L.T. Industrial (S) Supply <22 KVA	LT	0.415	7902	30.764307
91	L.T. Industrial (S) Supply <22 KVA	LT	11	236	1.623429
			Total	**3075430**	**7657.79**

1.2 PEAK LOAD

The peak load recorded in the FY 2022-23 is 1764 MW in the month of June-22. The total connected load of the consumer is 6426 MW. The capacity of PTR was 4732 MVA in the FY 2021-22 and during the FY 2022-23 additional 18 Nos. PTRs with 131 MVA are added making total capacity of 4863 MVA for the FY 2022-23. And at the same time existing DTRs 5304 MVA during FY 2021-22 and the DTRs added during the FY 2022-23 is 2851 Nos. with 398.284 MVA making total capacity of 5702 MVA.

2. SUMMARY OF CRITICAL ANALYSIS OF ENERGY AUDITOR AND MANAGEMENT ANALYSIS

2.1 CRITICAL ANALYSIS BY ENERGY AUDITOR AND MANAGEMENT ANALYSIS

2.1.1 COMPLIANCE TO BEE REGULATION:

The DISCOM has been submitting the quarterly energy accounting reports and Annual Energy Audit report as per BEE regulations and these reports are published on their website as per the BEE regulations. The DISCOM also formed Centralized Energy Accounting & Audit Cell as per the regulations.

2.1.2 FEEDER METERING AND ENERGY AUDIT

The DISCOM has 76% metering in all the 33 kV feeders and 82% metering in all the 11 kV feeders are in healthy condition. Since, all the feeders are not completely metered throughout the year we could not find the difference of input at DISCOM periphery to the receiving end at 33 kV feeders and 11 kV feeders. We recommend that DISCOM should device a mechanism/methodology to find this difference so that the Input energy and sales/consumption data is more accurately reported for estimation of T&D Loss.

Management Analysis: In TPCODL, 100% Feeder metering with communicable features work has been initiated for all the 33kV feeders and 11kV feeders. Out of total 1411 nos of 11 kV feeders 1151 number of feeders are metered which includes more than 570 nos have smart meters. The remaining 11 kV feeders will be provided with smart meters by Feb 2024. Similarly, Out of total 77549 only 5240 are functional DTR meters. Smart Meters installation has been initiated on DTs with rating 100kVA & above and it will be completed by 31st Mar 2024. Smart Meters to be installed on DTs with rating 63kVA by 31st Mar 2025.

Since, TPCODL is not funded under Revamped Distribution Sector Scheme (RDSS) by Ministry of Power, the meter installation in feeders and DT is executed on approval of CAPEX from Hon'ble Commission.

11 kV feeders data from meter dumps are presented as **Annexure – 4.**

2.1.3 CATEGORY WISE SUBSIDY

As per Second Schedule of clause b of the said regulation, details of consumer category wise subsidy billed/ received/ due for period etc. has to be provided by DISCOM. Therefore, it is requested to provide the details of subsidy as per the format by BEE.

Management Analysis: There is no provision for subsidy for any category of consumer in the state of Odisha as per the Regulations and Tariff Orders of the Hon'ble Odisha Electricity Regulatory Commission. Thus, subsidy payable per unit in each consumer category by the state Govt. is not applicable for TPCODL. Moreover, TPCODL is not funded under the Revamped Distribution Sector Scheme (RDSS) rolled out by Ministry of Power. Hence, this Annexure format is left blank.

However, the Odisha Electricity Regulatory Commission (OERC) has managed to keep cross-subsidy among the subsidised and subsidising category of consumers in the State within ±20% in line with the mandate of the National Electricity Policy and Tariff Policy while issuing the tariff Order for the FY 2022-23 for the whole of the state at para-79 to 86.

2.1.4 ANALYSIS ON T&D LOSS AND AT&C LOSS

- **% Losses – Aggregate (with arrears):**

  The overall Technical Loss (T&D Loss) is 22.67% and overall AT&C Loss is 20.42% for FY 2022-2023. This reflects an overall collection efficiency of 102.91%.
- **% Losses – Aggregate (without arrears)**:

  The overall Technical Loss (T&D Loss) is 22.67% and overall AT&C Loss is 22.82% for FY 2022-2023. This reflects an overall collection efficiency of 99.80%.
- **% Losses –Voltage Wise**:

  The overall losses for LT voltage level are 26.33%, 11kV voltage level is 4.81% and 33kV level is 3.35% for FY 2022-2023.
- **% Losses –Division wise**:

  The range of T&D losses, collection efficiency and AT&C losses among the divisions is tabulated below:

Table- 3 Range of Technical and AT&C losses

Description	Data (With Arrears)	Data (Without Arrears)
T&D loss	22.67%	22.67%
T&D loss Range	3.94% to 49.34%	3.94% to 49.34%
Division With highest T&D loss	NED, NIMAPARA	NED, NIMAPARA
Division With lowest T&D loss	BCDD-01, BHUBANESWAR	BCDD-01, BHUBANESWAR
Collection Efficiency	102.91%	99.81%

Description	Data (With Arrears)	Data (Without Arrears)
Collection Efficiency Range	98.11% to 113.13%	98.11% to 100.00%
AT & C loss (%)	20.42%	22.82%
AT & C loss Range	1.72% to 49.13%	3.94% to 49.34%
Division With highest AT&C loss	NED, NIMAPARA	NED, NIMAPARA
Division With lowest AT&C loss	BCDD-01, BHUBANESWAR	BCDD-01, BHUBANESWAR

The following divisions of the DISCOM are having T&D losses more than the average value and requires special attention

Table- 4 Divisions with High T&D loss

S No	Divisions with More than Average T&D loss	T&D Loss %
1	KED, KHURDA	23.08%
2	KED-01, KENDRAPARA	23.52%
3	AED, ANGUL	25.54%
4	BED, BALUGAON	26.28%
5	NED, NAYAGARH	27.83%
6	JED, JAGATSINGPUR	30.48%
7	DED, DHENKANAL	32.09%
8	KED-02, MARSHAGHAI	35.09%
9	PED, PURI	37.93%
10	CED, CUTTACK	40.31%
11	AED, ATHAGADA	43.46%
12	SED, SALIPUR	46.60%
13	NED, NIMAPARA	49.34%

The following divisions of the DISCOM are having Collection Efficiency less than the average value and require special attention:

Table- 5 Divisions with Low Collection Efficiency (with arrears)

S No	Average Collection Efficiency	Divisions with Less than Average Collection Efficiency	Collection Efficiency %
1	102.91	KED-01, KENDRAPARA	98.11%
2		PED, PARADEEP	98.53%

S No	Average Collection Efficiency	Divisions with Less than Average Collection Efficiency	Collection Efficiency %
3		TED, TALCHER	99.81%
4		NED, NIMAPARA	100.40%
5		AED, ATHAGADA	101.05%
6		BED, BHUBANESWAR	101.52%
7		BCDD-02, BHUBANESWAR	101.92%
8		BCDD-01, BHUBANESWAR	102.32%
9		DED, DHENKANAL	102.72%

Table- 6 Divisions with Low Collection Efficiency (without arrears)

S No	Average Collection Efficiency	Divisions with Less than Average Collection Efficiency	Collection Efficiency %
1	99.80%	KED-01, KENDRAPARA	98.11%
2		PED, PARADEEP	98.53%

- **Category wise Losses**:
  Category wise input energy cannot be estimated on account of mixed feeders. Accordingly, T&D Losses and AT&C Losses for consumer categories could not be provided. However, collection efficiencies of various consumer categories are tabulated below:

Table- 7 Category wise Collection Efficiency

Sl. No.	Category	Collection Efficiency (with arrears)	Collection Efficiency (without arrears)
1	Residential	98.14%	100.00%
2	Agricultural	95.72%	100.00%
3	Commercial/Industrial-LT	107.22%	100.00%
4	Commercial/Industrial-HT	99.04%	100.00%
5	Others	105.29%	99.36%
Overall		**100.14%**	**99.80%**

Management Analysis: The divisional engineers along with the field officers of the above divisions have been requested to reduce the AT&C loss% thereby optimising the division input, improving the billing efficiency & collection efficiency and will be prioritized for special attention.

TPCODL management has initiated to disconnect all the defaulting consumers and allow them to avail the power supply after payment of their arrear dues. This will not only help in improving the collection efficiency but also help in improving cash flow of the organization. Accordingly, Enforcement activities and Disconnection squad operation has been started in all the divisions for achievement of the targets. Moreover, Mega Collection Drives will be conducted in the upcoming months for improvement in collection efficiency. Operation clean for disconnection drive to find the pilferage of electricity will be done in a large scale for improvement in billing efficiency.

3. BACKGROUND

3.1 EXTANT REGULTIONS AND ROLE OF BEE

Bureau of Energy Efficiency (BEE) notified the Bureau of Energy Efficiency (Manner and Intervals for Conduct of Energy Audit (Accounting) in Electricity Distribution Companies) Regulations, 2021on 6th October 2021. As per the regulation, all Electricity Distribution Companies are mandated to conduct annual energy audit and periodic energy accounting on quarterly basis.

Owing to the impact of energy auditing on the entire distribution and retail supply business and absence of an existing framework with dedicated focus on the same, it was imperative to develop a set of comprehensive guidelines that all Distribution utilities across India can follow and adhere to.

These Regulations for Energy audit in Electricity Distribution Companies provides broad framework for conduct of Annual Energy Audit though and Quarterly Periodic Energy Accounting with necessary Pre-requisites and reporting requirements to be met.

The extant regulations relevant or reproduced as under,

A. **Pre-requisites for annual energy audit and periodic energy accounting:** every electricity distribution company shall undertake all actions as may be required for the annual energy audit and periodic energy accounting before the start of the relevant financial year, including the following actions, namely: —

i. The identification and mapping of all of the electrical network assets;
ii. The identification and mapping of high tension and low-tension consumers;
iii. The development and implementation of information technology enabled energy accounting and audit system, including associated software;
iv. The electricity distribution company shall ensure the installation of functional meters for all consumers, transformers and feeders: Provided that meter installation may be done in a phased manner within a period of three financial years from the date of the commencement of these regulations in accordance with the trajectory Setout in the First Schedule;
v. All distribution transformers (other than high voltage distribution system up to 25KVA and other distribution system below 25 KVA) shall be metered with communicable meters. And existing non-communicable distribution transformer meters shall be replaced with communicable meters and integrated with advanced metering infrastructure;
vi. The electricity distribution company shall establish an information technology enabled system to create energy accounting reports without any manual interference: Provided that such system may be established—
(i) Within a period of three years from the date of the commencement of these regulations in case of urban and priority area consumers; and
(ii) Within five years from the date of the commencement of these regulations in case of rural consumers;

(g) The electricity distribution company shall create a centralized energy accounting and audit cell comprising of—

- a nodal officer, an energy manager and an information technology manager, having professional experience of not less than five years; and
- a financial manager having professional experience of not less than five years;

(h) Any other requisite that Bureau may direct for energy audit and accounting purpose.

B. Reporting requirements for annual energy audit and periodic energy accounting:

i. Every electricity distribution company shall designate a nodal officer, who shall be a full-time employee of the electricity distribution company in the rank of the Chief Engineer or above, for the purpose of reporting of the annual energy audit and periodic energy accounting and communicate the same to the Bureau. Every electricity distribution company shall ensure that the energy accounting data is generated from a metering system or till such time the metering system is not in place, by an agreed method of assumption as may be prescribed by the State Commission.

ii. Metering of distribution transformers at High Voltage Distribution System up to 25KVA can be done on cluster meter installed by each electricity distribution company.

iii. The energy accounting and audit system and software shall be developed to create monthly, quarterly and yearly energy accounting reports.

iv. Every electricity distribution company shall provide the details of the information technology system in place as specified in clause (f) of regulation 5 that ensures minimal manual intervention in creating the energy accounting reports and any manual intervention of any nature, in respect of the period specified therein, shall be clearly indicated in the periodic energy accounting report.

C. Manner of annual energy audit and periodic energy accounting:

i. Every annual energy audit and periodic energy accounting under these regulations shall be conducted in the following manner, namely: —

ii. Verification of existing pattern of energy distribution across periphery of electricity distribution company; and

iii. Verification of accounted energy flow submitted by electricity distribution company at all applicable voltage levels of the distribution network:

- Energy flow between transmission and 66kV/33kV/11kV incoming distribution feeders;
- Energy flow between 66kV/33kV outgoing and 11kV/6.6kV incoming feeders;
- Energy flow between 11 kV/6.6kV feeders and distribution transformers, or high voltage distribution system;
- Energy flow between distribution transformer, or high voltage distribution system to end consumer, including ring main system;
- Energy flow between Feeder to end-consumer; and
- Energy flow between 66/33/11 kV directly to consumer.

iv. The accredited energy auditor, in consultation with the nodal officer of the electricity distribution company shall:
- Develop a scope of work for the conduct of energy audit required under these regulations;
- Agree on best practice procedures on accounting of energy distributed across the network; and
- Collect data on energy received, and distributed, covered within the scope of energy audit.

v. The accredited energy auditor shall:
- Verify the accuracy of the data collected in consultation with the nodal officer of the electricity distribution companies as per standard practice to assess the validity of the data collected; and
- Analyse and process the data with respect to:
  - ✓ Consistency of data monitoring compared to the collected data;
  - ✓ Recommendations to facilitate energy accounting and improve energy efficiency.
  - ✓ With respect to the purpose of energy accounting in reducing losses for the electricity distribution company.

D. Prioritization and preparation of action plan:

i. The annual energy audit report submitted by accredited energy auditor in consultation with the nodal officer and periodic energy accounting report submitted by energy manager of the electricity distribution company shall include following activities, namely:

ii. data collection and verification of energy distribution:
- Monthly energy consumption data of consumers and system metering from electricity distribution company at following voltage levels:
  - 33/66/132 kV levels, including 33/66/132kV feeder and Sub-station;
  - 11/22 kV levels, including 11/22 kV feeder and Distribution Sub-station;
  - 440 V level, including Distribution Transformer and low-tension consumer;

iii. Input energy details for all metered input points;
- Boundary meter details;
- Source of energy supply (e.g., electricity from grid or self-generation), including generation from renewables.
- Review of the current consumption practices in order to identify the energy loss in the system;

iv. Data verification, validation and correction—
- A monitoring and verification protocol to quantify on annual basis the impact of each measure with respect to energy conservation and cost reduction for reporting to Bureau and the concerned State designated agency;
- Verification and correction of input energy, taking into account the following—
  - ✓ Recorded system meter reading by metering agency;

- ✓ All the input points of transmission system;
- ✓ Details provided by the transmission unit;
- ✓ Relevant records at each electricity test division for each month;
- ✓ Recorded meter reading at all export points (where energy sent outside the State is from the distribution system); and
- ✓ System loading and corresponding infrastructure;

- Energy supplied to Open Access Consumers which is directly purchased by Open Access Consumers from any supplier other than electricity distribution company; and
- Verify and validate the system metering data provided by metering agency through random field visit (particularly for data irregularity).

3.2 PURPOSE OF AUDIT AND ACCOUNTING REPORT

Energy Accounting means accounting of all energy inflows at various voltage levels in the distribution periphery of the network, including renewable energy generation and open access consumers, and energy consumption by the end consumers. Energy accounting and a consequent annual energy audit would help to identify areas of high loss and pilferage, and thereafter focus efforts to take corrective action.

3.3 PERIOD OF ENERGY AUDITING AND ACCOUNTING

The present Annual Energy Audit and accounting is for the period FY 2022-2023 and is the second Annual Audit under BEE regulations 2021.

4. INTRODUCTION OF DISCOM

4.1 NAME AND ADDRESS OF DESIGNATED CONSUMER

Name of the Designated Consumer: TPCODL
(TP Central Odisha Distribution Limited)

Address: TPCODL Corporate Office,
IDCO Tower, 2nd Floor, Bhubaneswar- 751022

Designated Consumer: Regd. No - DIS0039OD

4.2 NAME AND DETAILS OF ENERGY MANAGER AND AUTHORISED SIGNATORY OF DC

A centralized Energy Accounting and Audit Cell has been created in TPCODL comprising of a Nodal Officer, a Certified Energy Manager, an IT Manager, a Finance Manager in compliance to the said regulation. The details have been communicated to Bureau of Energy Efficiency (BEE) vide Lt. No- 12352 of 23rd Nov 2021 of Chief Commercial Services, TPCODL. The Name and contact details of Energy Manager and Authorized Signatory (Nodal Officer) are furnished below.

Table- 8 Details of Energy Manager and Authorized Signatory of DC

Details of Certified Energy Manager	Details of Authorized Signatory
Mr. Shankarshan Panigrahi, Dy. Manager (Electrical), Regd. No- EA-27961 (Certified Energy Manager) TPCODL Corporate office, IDCO Tower, 2nd Floor, Bhubaneswar- 751022 Phone No: 7978384770 E-Mail: - Shankarshan.panigrahi@tpcentralodisha.com	Mr. Manoj Das, Dy. General Manager (Electrical), Nodal Officer TPCODL Corporate office, IDCO Tower, 2nd Floor, Bhubaneswar- 751022 Phone No: 7008197471 E-Mail: - manoj.das@tpcentralodisha.com
Cell E-Mail ID: - energyaudit@tpcentralodisha.com Centralized Energy Accounting and Audit Cell	

4.3 SUMMARY PROFILE OF DC

4.3.1 ASSETS

TP Central Odisha Distribution Limited (TPCODL) is a joint venture between Tata Power and the Government of Odisha with the majority stake being held by Tata Power Company (51%). TPCODL catering to the power requirements of around 3.075 million consumers. The business of TPCODL utility is governed by the provisions of license issued by Hon'ble Odisha Electricity Regulatory Commission (OERC).

TPSODL has a vast infrastructure facility in its operating area with the following infrastructure details:

Table- 9 Infrastructure Details

Sl. No.	Particulars	As on 31st March 2023
1	Number of circles	5
2	Number of divisions	20
3	Number of sub-divisions	65
4	Number of feeders	1644
5	No of 33/11 kV Substations	369
6	Length of 33 KV line (KM)	4081.88
7	Length of 11 KV line (KM)	39350.01
8	Length of Low-tension line (KM)	50434.89
9	Length of Aerial Bunched Cables	32766.13
10	Length of Underground Cables	712.34
11	Number of Distribution Transformers	77549
12	Number of PTR	816

4.3.2 ENERGY FLOW

GRIDCO and OPDCL is responsible for purchase of power and TPCODL purchases from GRIDCO and is responsible for power distribution and retail supply of electricity to its consumers. TPCODL is supplying power to consumers through its EHT, 33KV, 11KV, HT and LT network.

Networks of 33kV and below 33kV level are maintained by TPCODL whereas higher voltage level power systems are maintained by GRIDCO and OPDCL.

The energy flow of TPCODL is presented in the following table:

Table- 10 Energy Flow of TPCODL

Sl. No.	Energy Flow Details	Unit	Value (2022-23)
1	Input Energy Purchase (From Generation Source)	MU	9902.97
2	Net input energy (at DISCOM Periphery after adjusting the transmission losses and energy traded)	MU	9902.97
3	Total Energy billed (is the Net energy billed, adjusted for energy traded))	MU	7657.79
4	Transmission and Distribution (T&D) loss Details	MU	2245.17
		%	22.67%
5	Collection Efficiency	%	102.91%
6	Aggregate Technical & Commercial Loss	%	20.42%

The DC purchases electricity at T<>D interphase from GRIDCO. Hence transmission loss has no relevance to DC. The Power purchase Agreement from GRIDCO is presented as **Annexure-1.**

Monthly Energy purchase bills from GRIDCO are presented as **Annexure-2**.

Energy Flow Diagram of TPCODL for FY 2022-23

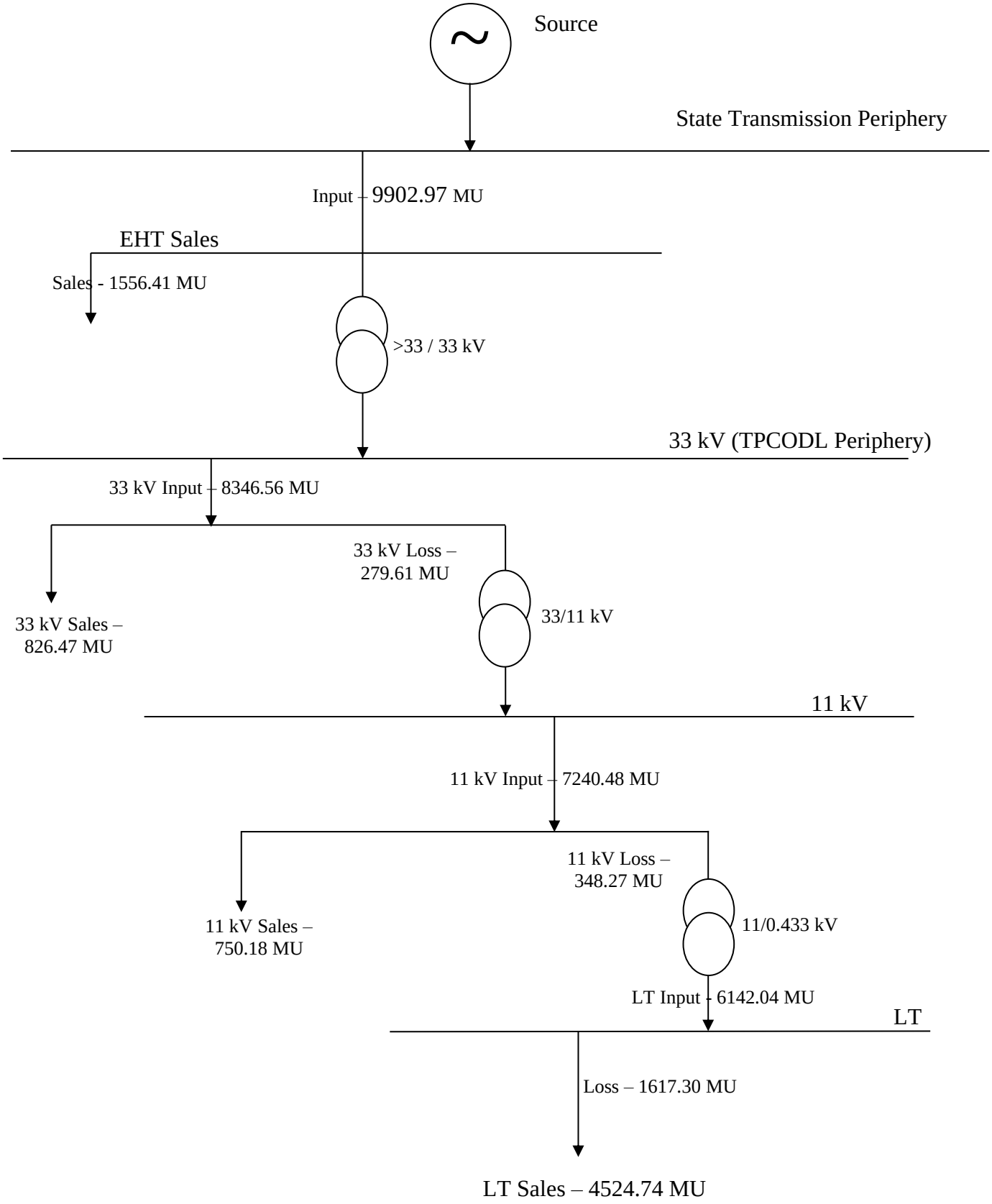

4.3.3 COMSUMER BASE

TPCODL is supplying power to 30,75,430 number of consumers as on 31st March 2023. The details of category wise consumers are presented in the following table:

Table- 11 Category wise Consumer Details

Category	Number of Consumers as on 31st March 2023
Residential	2784096
Agricultural	32214
Commercial/Industrial-LT	224316
Commercial/Industrial-HT	4057
Others	30747
Total	**3075430**

Voltage wise consumers

Voltage level	Number of consumers as on 31st March 2023
LT	3072663
11 kV	2496
33 kV	234
> 33 kV	37
Total	**3075430**

The metering status at different voltage levels of TPCODL consumers is presented below:

Table- 12 Metering Status at different Voltage Levels

Sl. No.	Parameters	66kV and above (2022-23)	33KV (2022-23)	11/22kV (2022-23)	LT (2022-23)
1	Number of conventional metered consumers	37	125	1177	3025080
2	Number of consumers with 'smart' meters	0	23	381	38144
3	Number of consumers with 'smart prepaid' meters	0	0	0	35409
4	Number of consumers with 'AMR' meters	0	86	938	7005
5	Number of unmetered consumers	0	0	0	2434
	Number of total consumers	**37**	**234**	**2496**	**3072663**

4.3.4 SALIENT FEATURES

a. TPCODL is an electricity distribution company to undertake electricity distribution and retail supply business in the 9 districts of Odisha catering the power requirements of 30,75,430 consumers.
b. TPCODL has been providing 24X7 power supply to all categories of consumers.
c. The energy supplied to agricultural sector constitutes around 1.05% of total energy input in F.Y.2022-23.
d. TPCODL is in process of implementing Utility Data Stream - Energy Audit Application wherein we target to develop various reports like Section wise AT&C losses, Feeder wise Losses, DT wise Losses, Statutory compliance reports (i.e. NPP, BEE etc.). Few reports like Section wise AT&C losses, Feeder wise Losses, DT wise losses are developed and other reports are under different stages of development.
   Further this application shall also be integrated with MDM to fetch the meter data from Smart Meters installed on Feeders and DTs.
   As the software is under implementation and integration stage; the processes of report generation are under finalization stage, there would be revisions frequently over next 3 months. Once the processes and development and gets finalized in UDS, we will define the IMS process accordingly by Sep'23.
e. TPCODL is looking forward to meet many challenges with promise to deliver quality customer services through innovative programmes.
f. TPCODL is able to achieve an increase of 0.95% Billing Efficiency of the utility in a FY as well as a decrease of 4.68% of AT&C Loss% (with Arrear). Hence, we discussed with the DISCOM team and it was understood that they have taken extensive measure in this regard to minimize their loss % in a greater extent owing to the following reasons:

4.3.4.1 OPERATION OF CUSTOMER CARE CENTRE:

For enhancing customer experience, TP Central Odisha Distribution Ltd. (TPCODL) has inaugurated its 17th Customer Care Centre on 24th Febuary'23 at Kendrapara. The Customer Care Centre (CCC) is inaugurated by, Smt. Gitanjali Sethi, President Zilla Parisad, Kendrapara, Smt. Sarita Sahoo, Chairman Kendrapara Municipality, in the presence of Chief Commercial Services- TPCODL Shri. Parveen Verma, and other members of TPCODL's management & employees.

On the journey of providing best services to consumers of Kendrapara, the Customer Care Centre will be managed by team of officials who are trained to handle a gamut of customer service offerings such as New Connection Applications, Bill Payments, Addressing to Customers' Queries and Complaints.

CCC is fully equipped with following advance services for providing better customer experience:

1. Queue Management System: To manage the customer footfall efficiently at the

centre.

2. Self Help Kiosk: To providing New Connection related information/duplicate bill/Customer Connection Details from the E-kiosk itself.
3. Feedback Tab: To capture customer's feedback on the services rendered at the centre.
4. Television: Informing customers about Online Payment Options, Safety & other schemes.

On the inauguration of Customer Care Centre Hon'ble, guests said, "It's a very good initiative taken by TPCODL for handling of all types of queries and complaints through dedicated customer care centre and to make them aware about the various online services available.

4.3.4.2 MEGA BILL PAY & WIN SCHEME:

In order to boost collection efficiency in Mar'23 & to promote digital platforms for making customer aware for online electricity bill payments, TPCODL launched "Mega Bill Pay and Win Scheme" for the customers.

There are two schemes under Mega Bill Pay & Win Scheme - Mar'23: -

1- Customers who will be paying their electricity bills through Digital Mode in the month of Mar'23.
2- Customer having zero dues as on 31st Mar'23.
Eligible customers under above schemes may get a chance to win more than 250+ exciting prizes.
Promotion of Pay & Win scheme is being done through various platforms: -

- Awareness in Gaon Chalo & RWA Meets
- Banners at TPCODL offices/Collection Counter/Section/MMG and Maintenance Van.
- Social Media Platforms (Facebook and Twitter)
- Website Banner & Mobile Apps
- Hold line message at Call Centre

- Print media

Some of the glimpses of this event are as follows:

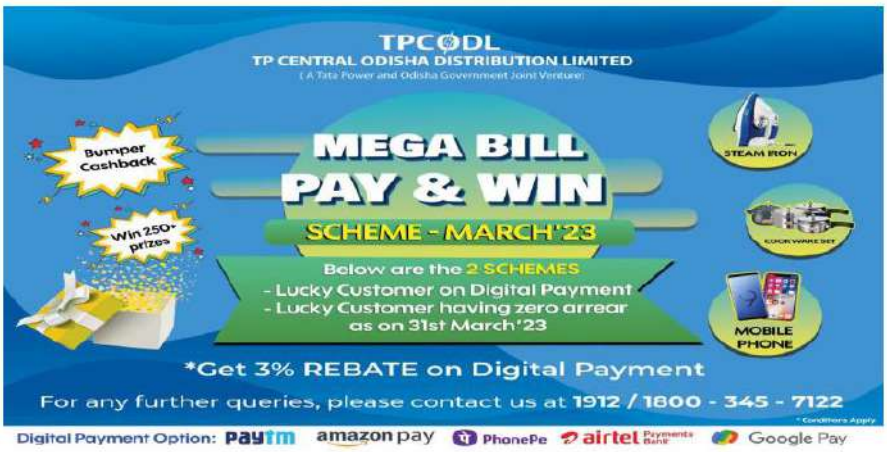

Dhenkanal

Cuttack

BBSR -1

BBSR 2

Paradeep

4.3.4.3 INTRODUCTION OF CONSUMER APP - TPCODL MITRA:

In order to provide better services to its consumers and citizens in area of its operation. TPCODL had launched **"TPCODL Mitra"** Mobile App with additional features for its consumers. The App is faster, simple, and has user- friendly features. The platform brings in facility to Register & manage multiple services through comprehensive designed UI (User Interface).

Major features of TPCODL Mitra are as follows: -

- App is available for both Android and i-OS users supporting 3 Languages (English,

Oriya, Hindi).

- Instant Electricity Bill Payment.
- Apply for a new Electricity connection (Android only)
- Obtain Live Power Outage Information
- Click and register safety incidents/concerns observed anywhere in TPCODL area
- Register complaints like Bill correction, Meter Burnt, No Power etc.
- Report Power Theft without disclosing personal information
- Verify TPCODL Employee to prohibit fraud by an unauthorized person
- Obtain TPCODL office location (Android only)
- View Bill and Payment History.
- Download Duplicate copy of latest electricity bill
- New Integrated Chat Boat (Ask): e-Buddy: - TPCODL'S digital assistance
- Availability of Outage Information
- Consumption history with before and after due date amount

4.3.4.4 SELF-METER READING BY THE CUSTOMERS TO GENERATE BILL:

TPCODL has introduced Self Meter Reading for its esteemed customers to generate the bill by themselves. The Application will enable customers to capture the meter reading from the meter through Mobile Phone and generate the bill.

After submission of Meter Reading, bill will be generated and available on mobile application within 24 Hrs for payment. This can be done by following 3 steps through "TPCODL MITRA" application as mentioned in the picture.

4.3.4.5 MEETING WITH RESIDENT WELFARE ASSOCIATION:

For providing best of services to consumers of TPCODL and strengthening the relationship with society. TPCODL's has introduced "Meeting with Resident Welfare Association (RWA)" as a quest to reach and interact with Societies.

During the meeting with Resident Welfare Association, CRE along with divisional team will create awareness about the various initiatives taken by TPCODL for enhancing customer experience and also capture the feedback about Supply, Billing and other parameters.

Major points covered during RWA Meets: -

- Initiatives taken by TPCODL for enhancing the customer experience.
- Informing about the Digital platforms like TPCODL MITRA App etc., TPCODL Call Centre number – 1912 and other beneficial schemes like Pay & Win, Solar etc.
- Capturing Common electricity issues of area, Billing, Payment etc.
- Awareness about Safety Measures.

Some of the glimpses of these meetings with RWA are as follows:

4.3.4.6 A DRIVE TO CONNECT WITH RURAL CUSTOMERS- "GAON CHALO":

TPCODL has introduced "Gaon Chalo" Campaign in Aug'21 to reach and interact with Rural customers. In this campaign, Customer Interaction Camps are being organized across TPCODL divisions wherein customers can visit to register their queries and issues related to electricity supply.

Awareness about this campaign is ensured through Division/SDO/Section/SHG/ interaction with Gram Panchayat or Sarpanch. Wide promotion has been done through Twitter, Facebook and Standees.

Below are the services being offered during Gaon Chalo Camps: -

- On Spot resolution of Complaints and Grievances.
- New Service Connection – Document Collection and Query Resolution.
- Informing about Complaint/Query registration through Call Centre 1912/1800-345-7122.
- Informing about Digital Payment Avenues/Nearby Payment Avenues.
- Accepting Bill Payment.
- Informing about Safety Aspects.

Some of the glimpses of the Gaon Chalo Camps are as follows:

Gaon chala Camp at Manpur under Tigiria Section-Athagarh Division.

Gaon chalo camp at Balakati section

Gaon Chalo Camp at Manpur Tigria Section

Gaon chalo camp at Balipatna section under Nimapara division

4.3.4.7 KEY CUSTOMER MEET: -

With an objective to take feedback on services being provided to our High End Customer and understand the emerging expectation, TPCODL organised second Key Customer meet on 20th January' 2023 at Hotel Excellency, Bhubaneswar.

The customer meet observed an overwhelming participation of around 94 distinguished customers from various industries operating at different locations, falling under jurisdiction of TPCODL. The event started with a warm welcome of Key Customers by Mr. Parveen Verma, Chief Commercial, followed by enlightening address by Mr. M Shenbagam, CEO TPCODL.

A presentation on new initiatives of TPCODL related with uninterrupted power supply, simplification of process and upcoming development by Mr. Chandan Singh, Head (CS&KCG), followed by an open forum to customer for providing feedback about the services and share future expectation.

The event concluded with vote of thanks by Mr. Manoj Kr. Singh, CGM (Commerce).

Some of the glimpses of the Key Customer Meet are as follows:



4.3.4.8 MOTIVATION TO ACHIEVE 'MISSION 1001': -

TPCODL had embarked upon a journey of reducing AT&C loss in the financial year 2022-23, where every Circle, Division, Sub Division and Section has relentlessly taken responsibilities for driving productivity and performance through the year. To achieve the target of AT&C loss, it's high time to translate all our strategy into actions, which we have contemplated. Since, we need to collect ₹ 1000+ Cr for meeting the CE Target. Hence, it is declared as "Mission 1001" i.e. in the February and March 2023 cumulatively it is target to collect ₹ 1001 Cr. from our customers including arrears.

Key Differentiators for "Mission 1001":

- Special R&R Schemes for the Circles, Divisions, Sub-Divisions, Sections and other field Teams.
- Mentors for various Divisions to steer the direction for teams involved in "Mission 1001".
- Around 600 Bike Squads and additional 150+ DC Squads are being deployed.
- Around 700 numbers of Enforcement Camps are being organized across all circles.
- Around 200 number of Gaon Chala Camps are being organized across all circles.
- Support of OTS scheme which will help in resolution of pre takeover period bill issues.

Some of the glimpses of these initiatives are as follows:

DM-Paradeep,HOD comm and SPI state Manager motivating W-SHG at Tarjanga GP

Gaon chalo Camp at Kakatpur Sub-Division

Chief-CS rewarding an honest consumer for clearing all dues

Chief-OS along with Chief-Procurement motivating the Athagarh section -1 team to

A team which eats together, Stays Together!! Chief-CS motivating Nimapara Team to gear up for the second innings of the collection activities

DC Squad team undertaking collection activities at Balanda section.

TL-MBC-BBSR-II monitoring DC drive for GPS consumer at Sakhigopal Section

WSHG of Angul actively participating in collection drive till late evening

Our Female officers managing Enforcement dues settlement camp at Ranihat

Head- Enforcement, HoD-Enforcement & Team monitoring performance of different teams in NED

Chief-CS reviewing Mission 1001 at JED-Division along with EE, SDO & team

R&R being distributed to the Best Performers by DM-Paradeep

Chief-CS along with BBSR-2 CH motivating Balugaon and Banpur Team to achieve Mission 1001 Target

4.3.4.9 CAPITAL EXPENDITURE INVESTMENT BY TPCL

TPCODL in line with the Vesting Order has to seek the approval of the Capital Expenditure Plan in line with the regulations. The extracts from the Vesting Order are as follows:

"42. Capital investment plan...

(b) In its Bid submitted in response to the RFP, TPCL committed capital expenditureof Rs. 1,541 crores (Indian Rupee One thousand five hundred and forty-one crore only) for period FY 2021 to FY 2025 as follows:

Table 1: TPCL Capital Expenditure Commitment

FY 2020-21	FY 2021-22	FY 2022-23	FY 2023-24	FY 2024-25	Total
201	393	310	338	299	1541

(Values in Rs. crore)

(c) To allow flexibility in the capital expenditure planning, the Commission stipulates that, in the capital expenditure plan to be submitted by TPCODL as per the license conditions, the capital expenditure commitment for each year of the period FY 2021 to FY 2025 must be such that capital expenditure proposed up to a year shall be at least equal to the cumulative capital expenditure committed up to that year in the Bid submitted by TPCL. For avoidance of doubt, the minimum cumulative capital expenditure to be proposed by TPCODL for the period FY 2021 to FY 2025 must be as provided in the table below:

Table 2: TPCL Cumulative Capital Expenditure for 5 years

(Values in Rs. crore)

Up to 31-Mar-2021	Up to 31-Mar-2022	Up to 31-Mar-2023	Up to 31-Mar-2024	Up to 31-Mar-2025
201	594	904	1,242	1,541

(e) TPCODL would be required to seek the Commission's approval on the detailed capital expenditure plan in line with the regulations. TPCODL shall satisfy the Commission that the capital expenditure plan submitted in line with regulations adheres to the capital expenditure plan submitted as part of the Bid."

Further, in line with the Odisha Electricity Regulatory Commission (Terms and Conditions for Determination of Wheeling Tariff and Retail Supply Tariff) Regulations 2014 the license is required to take approval from the Commission for undertaking Capex in the licensee served area. The relevant extract of the OERC Tariff Regulations, 2014 is provided as follows:

"Capital Investment

- Capital investment shall cover spending on capital equipment that augments fixed assets and capitalization of corresponding interest expenses

determinedas per the applicable accounting policies and guidelines. Capital investments may address a variety of needs such as meeting load growth, refurbishment and replacement of equipment, reduction of losses, improvement of voltage profile, improvement of quality of supply and system reliability, metering,communication, computerization etc.

- The licensee shall propose in its filing a detailed capital investment plan. The plan must separately show ongoing projects that will spill into the year under review and new projects that will commence but may be completed within or beyond the tariff period. For the new projects, the filing must provide the justification as stipulated under relevant investment guidelines of the Commission.
- In addition to the approved capital investment plan, the licensee can seek provision for additional capital expenditure anytime during the tariff year to meet natural calamities involving substantial investments. The Commission shall examine and if satisfied shall approve the corresponding costs for inclusion in revenue requirement in the next period.
- The Commission shall review the licensees capital investment plan for approval and for this purpose may require the licensee to provide relevant technical and commercial details including corresponding transmission system feasibility. The costs corresponding to the approved capital investment plan of a licensee for a given year will normally be considered for its revenue requirement
- Licensee could retain financial benefit arising out of savings in financing costs due to faster implementation at lower cost because of better project management or procurement practices. Financial loss on account of time and cost overrun is to be an account of the licensees only."

On the above context and in view of the necessity of the proposed capital investment plan, the Commission had approved under five measures categories (Statutory & Safety, LossReduction, Reliability, Load growth and Technology & Infrastructure) vis-à-vis actual up to FY 2022-23 is given in the table below:

TPCODL CAPEX Approved Vis-a Vis Actual upto FY 2022-23

Sl	Major Category	Vesting Order	Capex Approved	Actual Capex till 31-03-2023	Capitalized till 31-03-2023	Balance to be Capitalized
FY 2020-21						
1	Statutory & Safety	201.00	68.17	66.95	71.31	-3.14
2	Loss Reduction		39.63	21.12	16.06	23.57
3	Reliability		72.48	63.6	58.69	13.79
4	Load Growth		9.00	7.18	2.16	6.84

5	Technology & Infrastructure		91.35	88.68	85.36	5.99
	Total	201.00	280.63	247.53	233.58	47.05
FY 2021-22						
1	Statutory & Safety	393.00	17.59	14.98	10.71	6.88
2	Loss Reduction		67.36	34.98	31.92	35.44
3	Reliability		114.42	107.13	102.5	11.92
4	Load Growth		30.52	27.14	17.84	12.68
5	Technology & Infrastructure		68.84	41.94	34.45	34.39
	Total	393.00	298.73	226.17	197.42	101.31
FY 2022-23						
1	Statutory & Safety	310.00	17.66	7.37	3.76	13.90
2	Loss Reduction		52.85	24.74	18.3	34.55
3	Reliability		131.63	51.85	40.54	91.09
4	Load Growth		118.26	46.43	16.64	101.62
5	Technology & Infrastructure		60.16	13.1	10.09	50.07
	Total	310.00	380.56	143.49	89.33	291.23
Total up to 31-03-2023						
1	Statutory & Safety	904.00	103.42	89.30	85.78	17.64
2	Loss Reduction		159.84	80.84	66.28	93.56
3	Reliability		318.53	222.58	201.73	116.80
4	Load Growth		157.78	80.75	36.64	121.14
5	Technology & Infrastructure		220.35	143.72	129.90	90.45
	Total	904.00	959.92	617.19	520.33	439.59

5. DISCUSSION AND ANALYSIS

5.1 ENERGY ACCOUNTS FOR PREVIOUS YEARS

The net energy input to the DISCOM for FY 2020-21 and FY 2021-22 is estimated and presented in the following table.

Table: Net Energy Input to TPCDOL

S. No	Parameters	Period From 2020 To 2021	Period From 2021 To 2022
1	Input Energy purchased (MU)	8370.43	8814.32
2	Transmission loss (%)	0.00	0.00
3	Transmission loss (MU)	0.00	0.00
4	Energy sold outside the periphery (MU)	1.04233	3.11
5	Open access sale (MU)	51.416	162.90
6	EHT sale	948.15	1148.79
7	Net input energy (received at DISCOM periphery or at distribution point)-(MU)	8370.43	8814.32

The technical losses and AT & C losses for FY 2020-21 and FY 2021-22 are estimated and presented in the following table:

Table: Summary of Losses of TPCODL

	T&D Loss		AT& C Loss (%)
	T&D Loss (MU)	T&D Loss (%)	
Total Losses (FY 2020-21)	2168.11	25.90%	29.54%

	T&D Loss		AT& C Loss (%)
	T&D Loss (MU)	T&D Loss (%)	
Total Losses (FY 2021-22)	2081.73	23.62%	25.10%

5.2 ENERGY ACCOUNTS AND PERFORMANCE OF FY 2022-23

5.2.1 DISCOM WIDE ENERGY ACCOUNTING

The net energy input to the DISCOM for FY 2022-2023 is estimated and presented in the following table.

Table- 13 Net Energy Input to TPCODL

S.No.	Parameters	Period From 2022 To 2023
1	Input Energy purchased (MU)	9902.97
2	Transmission loss (%)	0.00%
3	Transmission loss (MU)	0.00
4	Energy sold outside the periphery (MU)	3.09
5	Open access sale (MU)	685.18
6	EHT sale	1556.41
7	Net input energy (received at DISCOM periphery or at distribution point)-(MU)	9902.97

The technical losses and AT & C losses for FY 2022-2023 are estimated and presented in the following table:

Table- 14 Summary of Losses of TPCODL (With Arrears)

Total Losses	T&D Loss		Collection Efficiency (%)	AT& C Loss (%)
	T&D Loss (MU)	T&D Loss (%)		
	2245.17	22.67%	102.91%	20.42%

Table- 15 Summary of Losses of TPCODL (Without Arrears)

Total Losses	T&D Loss		Collection Efficiency (%)	AT& C Loss (%)
	T&D Loss (MU)	T&D Loss (%)		
	2245.17	22.67%	99.80%	22.82%

The total sales (metered and assessed) for various consumer categories are presented in the following table:

Table- 16 Category wise Energy Account of TPCODL

S. No	Type of Consumers	Category of Consumers (EHT/HT/LT/Others)	Voltage Level (In Voltage)	No of Consumers	Total Consumption (In MU)
1	Bulk Supply - Domestic	HT	11	94	23.42157234
2	Bulk Supply - Domestic	HT	33	19	26.60905342
3	Bulk Supply - Domestic	LT	0.23	1	0.036796198
4	Bulk Supply - Domestic	LT	0.415	48	0.595610511
5	Bulk Supply - Domestic	LT	11	711	12.73195229
6	Bulk Supply - Domestic	LT	33	3	0.927707649
7	Kutir Jyoti <= 30 Units/month	LT	0.23	27343	0.145338
8	Domestic Others	HT	0.23	1	0.059336
9	Domestic Others	LT	0.23	2688870	2935.870297
10	Domestic Others	LT	0.415	48676	229.216624
11	Emergency Supply to CGP (kWh)	EHT	132	6	6.8750589
12	Emergency Supply to CGP (kWh)	EHT	220	1	34.57050103
13	General Purpose	EHT	132	4	150.8504092
14	Heavy Industry	EHT	132	1	193.9409103
15	Heavy Industry	EHT	220	2	263.0960357
16	Large Industry	EHT	132	7	149.4793376
17	Large Industry	EHT	220	1	18.44482014
18	Large Industry	EHT	400	1	56.80890088

S. No	Type of Consumers	Category of Consumers (EHT/HT/LT/Others)	Voltage Level (In Voltage)	No of Consumers	Total Consumption (In MU)
19	Power Intensive Industry	EHT	132	3	140.1129151
20	Railway Traction	EHT	132	12	542.2703011
21	Allied Agro-Industrial Activities	HT	11	39	24.45598413
22	Allied Agro-Industrial Activities	HT	33	9	28.8329268
23	Allied Agro-Industrial Activities	LT	11	40	2.962608222
24	Allied Agricultural Activities	HT	11	90	22.731334
25	Allied Agricultural Activities	HT	33	1	0.490338971
26	Allied Agricultural Activities	LT	11	407	16.46596352
27	Allied Agricultural Activities	LT	33	1	0.0606765
28	H.T Industrial (M) Supply	HT	11	46	4.43980996
29	H.T Industrial (M) Supply	LT	0.415	2	0.294462497
30	H.T Industrial (M) Supply	LT	11	1570	64.72957793
31	H.T Industrial (M) Supply	LT	33	10	1.12563721
32	Irrigation Pumping and Agriculture	LT	11	2199	3.051061306
33	Large Industry	HT	11	502	218.7967667
34	Large Industry	HT	33	117	332.6781982
35	Large Industry	LT	11	1	0.435009474
36	Large Industry	LT	33	2	0.0214415
37	Mini Steel Plant	HT	33	1	39.37801309
38	Power Intensive Industry	HT	33	3	66.83779182

S. No	Type of Consumers	Category of Consumers (EHT/HT/LT/Others)	Voltage Level (In Voltage)	No of Consumers	Total Consumption (In MU)
39	Public Water Works & Sewerage Pumping	HT	11	82	23.77900113
40	Public Water Works & Sewerage Pumping	HT	33	20	60.84207389
41	Public Water Works & Sewerage Pumping	LT	0.23	1	0.024312261
42	Public Water Works & Sewerage Pumping	LT	0.415	4	0.105805197
43	Public Water Works & Sewerage Pumping	LT	11	3315	54.03948172
44	General Purpose >70 KVA < 110 KVA	HT	11	40	4.881136869
45	General Purpose >70 KVA < 110 KVA	LT	0.415	1	0.078549042
46	General Purpose >70 KVA < 110 KVA	LT	11	580	54.81096734
47	General Purpose >70 KVA < 110 KVA	LT	33	3	0.527857263
48	General Purpose >= 110 KVA	HT	11	981	360.9327811
49	General Purpose >= 110 KVA	HT	33	75	218.1915972
50	General Purpose >= 110 KVA	LT	11	3	0.88487112
51	Mega Lift-General Purpose < 110 KVA	LT	11	268	1.266349091
52	Mega Lift-General Purpose > 110 KVA	HT	11	3	0.102940856
53	Mega Lift-General Purpose > 110 KVA	HT	33	8	1.452019308
54	Specified Public Purpose	HT	11	178	64.89777572
55	Specified Public Purpose	HT	33	13	51.153635
56	Specified Public Purpose	LT	11	301	12.46083771
57	Specified Public Purpose	LT	33	4	0.801053995
58	Allied Agro-Industrial Activities	LT	0.415	48	1.881161

S. No	Type of Consumers	Category of Consumers (EHT/HT/LT/Others)	Voltage Level (In Voltage)	No of Consumers	Total Consumption (In MU)
59	Allied Agricultural Activities	LT	0.23	4545	7.714624
60	Allied Agricultural Activities	LT	0.415	1695	9.3821153
61	Electric vehicle through public charging system/station	LT	0.415	10	0.002827
62	General Purpose < 110 KVA	HT	0.415	1	0.038624
63	General Purpose < 110 KVA	HT	11	1	0.138724
64	General Purpose < 110 KVA	LT	0.23	192311	305.383291
65	General Purpose < 110 KVA	LT	0.415	24269	304.682015
66	General Purpose < 110 KVA	LT	11	8077	207.794905
67	General Purpose < 110 KVA	LT	33	9	0.640408
68	Large Industry >=110 KVA	LT	0.415	8	2.380417
69	Irrigation Pumping and Agriculture	LT	0.23	4749	4.325301
70	Irrigation Pumping and Agriculture	LT	0.415	23556	23.983551
71	Public Lighting	HT	11	1	0.49965
72	Public Lighting	LT	0.23	3848	25.418591
73	Public Lighting	LT	0.415	1819	68.166018
74	Public Lighting	LT	11	161	3.829354
75	Public Water Works and Sewerage Pumping <110 KVA	LT	0.23	406	2.357563
76	Public Water Works and Sewerage Pumping <110 KVA	LT	0.415	3221	45.85084
77	Specified Public Purpose	LT	0.23	17563	17.169153
78	Specified Public Purpose	LT	0.415	2482	18.214755

S. No	Type of Consumers	Category of Consumers (EHT/HT/LT/Others)	Voltage Level (In Voltage)	No of Consumers	Total Consumption (In MU)
79	General Purpose >= 110 KVA	HT	0.415	1	0.999868
80	General Purpose >= 110 KVA	LT	0.415	31	4.16381
81	OYT Scheme < 110 KVA	LT	0.23	301	0.178673
82	OYT Scheme < 110 KVA	LT	0.415	137	0.8191
83	OYT Scheme < 110 KVA	LT	11	6	0.01344
84	OYT Scheme < 110 KVA	LT	33	3	0.005571
85	OYT Scheme < 110 KVA	LT	0.415	1	0.009756
86	Public Water Works and Sewerage Pumping >=110 KVA	LT	0.415	12	2.289679
87	L.T. Industrial (M) Supply >=22 KVA and <110 KVA	LT	0.415	1292	41.611929
88	L.T. Industrial (M) Supply >=22 KVA and <110 KVA	LT	11	1	0.365754
89	L.T. Industrial (S) Supply <22 KVA	LT	0.23	3	0.008769
90	L.T. Industrial (S) Supply <22 KVA	LT	0.415	7902	30.764307
91	L.T. Industrial (S) Supply <22 KVA	LT	11	236	1.623429
			Total	**3075430**	**7657.79**

5.2.2 DIVISION WISE LOSSES

The following **Table- 17** presents the division wise T&D and AT&C losses for FY 2022-23.

Table- 17 Division wise Performance (Without Arrears)

Sl. No.	Name of Division	Energy parameters				Losses		Commercial Parameter			AT & C loss (%)
			Billed energy (MU)								
		Input energy (MU)	Metered energy	Unmetered/assessment energy	Total energy	T&D loss (MU)	T&D loss (%)	Billed Amount in Rs. Crore	Collected Amount in Rs. Crore	Collection Efficiency	
1	BCDD-01, BHUBANESWAR	381.12	366.10	0.00	366.10	15.02	3.94%	239.21	239.21	100.00%	**3.94%**
2	BCDD-02, BHUBANESWAR	1038.45	988.33	0.03	988.36	50.09	4.82%	613.27	613.27	100.00%	**4.82%**
3	BED, BHUBANESWAR	714.96	618.02	0.19	618.21	96.75	13.53%	377.53	377.53	100.00%	**13.53%**
4	NED, NIMAPARA	452.34	228.41	0.77	229.17	223.16	49.34%	119.02	119.02	100.00%	**49.34%**
5	KED, KHURDA	819.09	629.95	0.06	630.01	189.08	23.08%	377.38	377.38	100.00%	**23.08%**
6	NED, NAYAGARH	261.64	188.65	0.17	188.82	72.82	27.83%	96.63	96.63	100.00%	**27.83%**
7	BED, BALUGAON	240.35	176.62	0.55	177.17	63.17	26.28%	96.71	96.71	100.00%	**26.28%**
8	PED, PURI	511.52	314.34	3.16	317.50	194.02	37.93%	186.85	186.85	100.00%	**37.93%**
9	CDD-01, CUTTACK	421.26	377.79	0.00	377.79	43.47	10.32%	233.02	233.02	100.00%	**10.32%**
10	CDD-02, CUTTACK	451.86	396.76	0.00	396.76	55.10	12.19%	245.81	245.81	100.00%	**12.19%**

Sl. No.	Name of Division	Energy parameters				Losses		Commercial Parameter			AT & C loss (%)
			Billed energy (MU)								
		Input energy (MU)	Metered energy	Unmetered/assessment energy	Total energy	T&D loss (MU)	T&D loss (%)	Billed Amount in Rs. Crore	Collected Amount in Rs. Crore	Collection Efficiency	
11	CED, CUTTACK	576.68	343.99	0.20	344.20	232.49	40.31%	204.68	204.68	100.00%	**40.31%**
12	AED, ATHAGADA	360.67	203.43	0.51	203.94	156.74	43.46%	122.45	122.45	100.00%	**43.46%**
13	SED, SALIPUR	230.43	123.04	0.00	123.04	107.39	46.60%	62.43	62.43	100.00%	**46.60%**
14	DED, DHENKANAL	618.56	418.16	1.89	420.04	198.52	32.09%	247.38	247.38	100.00%	**32.09%**
15	AED, ANGUL	435.58	322.68	1.64	324.32	111.27	25.54%	256.03	256.03	100.00%	**25.54%**
16	TED, TALCHER	1028.89	865.91	1.72	867.64	161.25	15.67%	567.00	565.91	99.81%	**15.83%**
17	PED, PARADEEP	678.28	592.16	0.04	592.20	86.08	12.69%	370.78	365.35	98.53%	**13.97%**
18	KED-01, KENDRAPARA	352.59	269.60	0.06	269.66	82.93	23.52%	141.18	138.51	98.11%	**24.97%**
19	KED-02, MARSHAGHAI	122.45	79.48	0.00	79.48	42.96	35.09%	38.71	38.71	100.00%	**35.09%**
20	JED, JAGATSINGPUR	206.23	143.37	0.01	143.37	62.86	30.48%	70.41	70.41	100.00%	**30.48%**
Total		**9902.97**	**7646.80**	**10.99**	**7657.79**	**2245.17**	**22.67%**	**4666.50**	**4657.30**	**99.80%**	**22.82%**

Table- 18 Division wise Performance (With Arrears)

Sl. No.	Name of Division	Energy parameters				Losses		Commercial Parameter			AT & C loss (%)
			Billed energy (MU)								
		Input energy (MU)	Metered energy	Unmetered/assessment energy	Total energy	T&D loss (MU)	T&D loss (%)	Billed Amount in Rs. Crore	Collected Amount in Rs. Crore	Collection Efficiency	
1	BCDD-01, BHUBANESWAR	381.12	366.10	0.00	366.10	15.02	3.94%	239.21	244.75	102.32%	**1.72%**
2	BCDD-02, BHUBANESWAR	1038.45	988.33	0.03	988.36	50.09	4.82%	613.27	625.03	101.92%	**3.00%**
3	BED, BHUBANESWAR	714.96	618.02	0.19	618.21	96.75	13.53%	377.53	383.28	101.52%	**12.22%**
4	NED, NIMAPARA	452.34	228.41	0.77	229.17	223.16	49.34%	119.02	119.51	100.40%	**49.13%**
5	KED, KHURDA	819.09	629.95	0.06	630.01	189.08	23.08%	377.38	393.36	104.23%	**19.83%**
6	NED, NAYAGARH	261.64	188.65	0.17	188.82	72.82	27.83%	96.63	103.89	107.52%	**22.40%**
7	BED, BALUGAON	240.35	176.62	0.55	177.17	63.17	26.28%	96.71	102.76	106.26%	**21.67%**
8	PED, PURI	511.52	314.34	3.16	317.50	194.02	37.93%	186.85	211.38	113.13%	**29.78%**
9	CDD-01, CUTTACK	421.26	377.79	0.00	377.79	43.47	10.32%	233.02	244.30	104.84%	**5.98%**
10	CDD-02, CUTTACK	451.86	396.76	0.00	396.76	55.10	12.19%	245.81	255.92	104.11%	**8.58%**
11	CED, CUTTACK	576.68	343.99	0.20	344.20	232.49	40.31%	204.68	217.82	106.42%	**36.48%**
12	AED, ATHAGADA	360.67	203.43	0.51	203.94	156.74	43.46%	122.45	123.74	101.05%	**42.86%**

Sl. No.	Name of Division	Energy parameters				Losses		Commercial Parameter			AT & C loss (%)
			Billed energy (MU)								
		Input energy (MU)	Metered energy	Unmetered/assessment energy	Total energy	T&D loss (MU)	T&D loss (%)	Billed Amount in Rs. Crore	Collected Amount in Rs. Crore	Collection Efficiency	
13	SED, SALIPUR	230.43	123.04	0.00	123.04	107.39	46.60%	62.43	68.46	109.66%	**41.45%**
14	DED, DHENKANAL	618.56	418.16	1.89	420.04	198.52	32.09%	247.38	254.10	102.72%	**30.25%**
15	AED, ANGUL	435.58	322.68	1.64	324.32	111.27	25.54%	256.03	264.98	103.49%	**22.94%**
16	TED, TALCHER	1028.89	865.91	1.72	867.64	161.25	15.67%	567.00	565.91	99.81%	**15.83%**
17	PED, PARADEEP	678.28	592.16	0.04	592.20	86.08	12.69%	370.78	365.35	98.53%	**13.97%**
18	KED-01, KENDRAPARA	352.59	269.60	0.06	269.66	82.93	23.52%	141.18	138.51	98.11%	**24.97%**
19	KED-02, MARSHAGHAI	122.45	79.48	0.00	79.48	42.96	35.09%	38.71	41.83	108.08%	**29.84%**
20	JED, JAGATSINGPUR	206.23	143.37	0.01	143.37	62.86	30.48%	70.41	77.21	109.65%	**23.77%**
Total		**9902.97**	**7646.80**	**10.99**	**7657.79**	**2245.17**	**22.67%**	**4666.50**	**4802.10**	**102.91%**	**20.42%**

5.2.3 VOLTAGE WISE INPUT AND LOSSES

DC has provided energy input and sales/ consumption for various voltages of supply and the estimated losses are presented in the following table:

Table- 19Voltage wise Input, Sale and Loss

S. No	Voltage	Input			Output			Loss (MU)	Loss (%)
		Input from higher voltage	Injection at voltage level	Total input	Sales (Including wheeling to DOA)	Input to lower voltage	Total		
1	> 33 kV	1556.41		1556.41	1556.41		1556.41	0.00	0.00%
2	33 kV	8346.56		8346.56	826.47	7240.48	8066.95	279.61	3.35%
3	11 kV	7240.48		7240.48	750.18	6142.04	6892.21	348.27	4.81%
4	LT	6142.04		6142.04	4524.74		4524.74	1617.30	26.33%

5.3 UNIT-WISE PERFORMANCE FOR THE FY 2022-23

Sl. No.	Division Name	Input in MU	Billing in MU	Billing in Rs. Crore	Collection in Rs. Crore	BE %	T&D Loss%	Including Arrear		CE% restricting to 100%		
								CE %	AT&C Loss%	Collection in Rs. Crore	CE %	AT&C Loss%
1	BCDD-01 , BHUBANESWAR	381.12	366.10	239.21	244.75	96%	3.94%	102.32%	1.72%	239.21	100.00%	3.94%
2	BCDD-02 , BHUBANESWAR	1038.45	988.36	613.27	625.03	95%	4.82%	101.92%	3.00%	613.27	100.00%	4.82%
3	BED , BHUBANESWAR	714.96	618.21	377.53	383.28	86%	13.53%	101.52%	12.22%	377.53	100.00%	13.53%
4	NED , NIMAPARA	452.34	229.17	119.02	119.51	51%	49.34%	100.40%	49.13%	119.02	100.00%	49.34%
5	PED,PURI	511.52	317.50	186.85	211.38	62%	37.93%	113.13%	29.78%	186.85	100.00%	37.93%
6	NED, NAYAGARH	261.64	188.82	96.63	103.89	72%	27.83%	107.52%	22.40%	96.63	100.00%	27.83%
7	KED , KHURDA	819.09	630.01	377.38	393.36	77%	23.08%	104.23%	19.83%	377.38	100.00%	23.08%
8	BED, BALUGAON	240.35	177.17	96.71	102.76	74%	26.28%	106.26%	21.67%	96.71	100.00%	26.28%
9	CED, CUTTACK	576.68	344.20	204.68	217.82	60%	40.31%	106.42%	36.48%	204.68	100.00%	40.31%
10	CDD-01, CUTTACK	421.26	377.79	233.02	244.30	90%	10.32%	104.84%	5.98%	233.02	100.00%	10.32%
11	CDD-02, CUTTACK	451.86	396.76	245.81	255.92	88%	12.19%	104.11%	8.58%	245.81	100.00%	12.19%
12	AED, ATHAGADA	360.67	203.94	122.45	123.74	57%	43.46%	101.05%	42.86%	122.45	100.00%	43.46%
13	SED, SALIPUR	230.43	123.04	62.43	68.46	53%	46.60%	109.66%	41.45%	62.43	100.00%	46.60%
14	KED-01, KENDRAPARA	352.59	269.66	141.18	138.51	76%	23.52%	98.11%	24.97%	138.51	98.11%	24.97%
15	KED-02, MARSHAGHAI	122.45	79.48	38.71	41.83	65%	35.09%	108.08%	29.84%	38.71	100.00%	35.09%
16	PED, PARADEEP	678.28	592.20	370.78	365.35	87%	12.69%	98.53%	13.97%	365.35	98.53%	13.97%
17	JED, JAGATSINGPUR	206.23	143.37	70.41	77.21	70%	30.48%	109.65%	23.77%	70.41	100.00%	30.48%
18	DED, DHENKANAL	618.56	420.04	247.38	254.10	68%	32.09%	102.72%	30.25%	247.38	100.00%	32.09%
19	AED, ANGUL	435.58	324.32	256.03	264.98	74%	25.54%	103.49%	22.94%	256.03	100.00%	25.54%
20	TED , TALCHER	1028.89	867.64	567.00	565.91	84%	15.67%	99.81%	15.83%	565.91	99.81%	15.83%
Total		9902.967	7657.792	4666.499	4802.100	77%	22.67%	102.91%	20.42%	4657.30	99.80%	22.82%

5.4 ENERGY CONSERVATION MEASURES ALREADY TAKEN AND PROPOSED FOR FUTURE

5.4.1 ENERGY CONSERVATION MEASURES ALREADY TAKEN (FOR LOSS REDUCTION)

In FY 2020-21

Sl. No.	Description of energy efficiency improvement measure	Investment (Rupees in Crore)	Verified savings[4] (Rupees in Crore)	Verified energy savings
1	CAPEX-Meter replacement against Burnt/Faulty & Mechanical/No Meter	2.81	60.08 Crore	197.46 MU
2	CAPEX-Optimizing the length of 11KV Feeders (to reduce technical loss)	1.56		
3	Govt. Scheme-PGCIL/NTPC- System Strengthening under RGGVY-II(12th Plan)	12.31		
4	Govt. Scheme-OPTCL- System Strengthening under DDUGJY(New)	28.50		
5	Govt. Scheme-OPTCL- System Strengthening under IPDS	3.03		
6	Govt. Scheme-TPCODL- System Strengthening under RAPDRP(Part-A)	17.88		
7	Govt. Scheme-TPCODL- System Strengthening under Soubhagya	35.02		
8	Govt. Scheme-OPTCL- System Strengthening under SCRIPS	23.67		
9	Govt. Scheme-OPTCL- System Strengthening under ODAFF	1.14		
10	Govt. Scheme-OPTCL- System Strengthening under ODSSP	17.54		
11	Govt. Scheme-TPCODL- System Strengthening under School & Anganawadi	3.23		
12	Govt. Scheme-TPCODL- System Strengthening under Elephant Corridor (ph IV /Part-II)	13.74		
	Total=	160.43		

In FY 2021-22

Sl. No.	Description of energy efficiency improvement measure	Investment (Rupees in Crore)	Verified savings[4] (Rupees in Crore)	Verified energy savings
1	CAPEX-Meter replacement against Burnt/Faulty & Mechanical/No Meter	0.50	123.78 Crore	398.12 MU
2	CAPEX-Old Electromechanical Meter and Defective Meters replacement	1.05		
3	CAPEX-Optimizing the length of 11KV Feeders (to reduce technical loss)	5.37		
4	CAPEX-LT O/H Bare to LT AB Cable conversion	8.73		
5	Govt. Scheme- System Strengthening under School & Anganwadi	2.81		
6	Govt. Scheme- System Strengthening under Elephant Corridor (Ph-IV Part-II)	6.54		
	Total=	25.00		

In FY 2022-23

Sl. No.	Description of energy efficiency improvement measure	Investment (Rupees in Crore)	Verified savings (Rupees in Crore)	Verified energy savings
1	CAPEX-Installation of DT meters for Energy Accounting/ Smart Meter	2.04	157.77 Crore	481 MU
2	CAPEX-Solution for Meter reading and Spot billing	0.83		
3	CAPEX-Optimizing the length of 11KV Feeders	3.78		
4	CAPEX-Old Electromechanical Meter and Defective Meters replacement (CABLE)	1.94		
5	CAPEX-Smart Meter Implementation	17.68		
6	CAPEX-LT O/H Bare to LT AB Cable conversion	2.52		
7	CAPEX-Replacement of LT Bare Conductor with LT AB Cable (720 Ckt KM)	13.73		
8	CAPEX-Defective Cable Replacement	1.59		
9	CAPEX-Cable for installation of DT Meter and Feeder Meter Installation	0.98		
10	CAPEX-SAP AMI license for AMI Deployment	2.00		
	Total	47.10		

The status of the CAPEX approved under five measures categories (Statutory & Safety, Loss Reduction, Reliability, Load growth and Technology & Infrastructure) vis-à-vis actual up to FY 2022-23 is given in the table below:

TPCODL CAPEX Approved Vis-a Vis Actual up to FY 2022-23

Sl	Major Category	Vesting Order	Capex Approved	Actual Capex till 31-03-2023	Capitalized till 31-03-2023	Balance to be Capitalized
FY 2020-21						
1	Statutory & Safety	201.00	68.17	66.95	71.31	-3.14
2	Loss Reduction		39.63	21.12	16.06	23.57
3	Reliability		72.48	63.6	58.69	13.79
4	Load Growth		9.00	7.18	2.16	6.84
5	Technology & Infrastructure		91.35	88.68	85.36	5.99
	Total	201.00	280.63	247.53	233.58	47.05
FY 2021-22						
1	Statutory & Safety		17.59	14.98	10.71	6.88

Sl	Major Category	Vesting Order	Capex Approved	Actual Capex till 31-03-2023	Capitalized till 31-03-2023	Balance to be Capitalized
2	Loss Reduction	393.00	67.36	34.98	31.92	35.44
3	Reliability		114.42	107.13	102.5	11.92
4	Load Growth		30.52	27.14	17.84	12.68
5	Technology & Infrastructure		68.84	41.94	34.45	34.39
	Total	393.00	298.73	226.17	197.42	101.31
FY 2022-23						
1	Statutory & Safety	310.00	17.66	7.37	3.76	13.90
2	Loss Reduction		52.85	24.74	18.3	34.55
3	Reliability		131.63	51.85	40.54	91.09
4	Load Growth		118.26	46.43	16.64	101.62
5	Technology & Infrastructure		60.16	13.1	10.09	50.07
	Total	310.00	380.56	143.49	89.33	291.23
Total up to 31-03-2023						
1	Statutory & Safety	904.00	103.42	89.30	85.78	17.64
2	Loss Reduction		159.84	80.84	66.28	93.56
3	Reliability		318.53	222.58	201.73	116.80
4	Load Growth		157.78	80.75	36.64	121.14
5	Technology & Infrastructure		220.35	143.72	129.90	90.45
	Total	904.00	959.92	617.19	520.33	439.59

5.4.2 AND ENERGY CONSERVATION MEASURES PROPOSED FOR FUTURE

In FY 2023-24

The table below summarizes the overall capex plan proposed by TPCODL and Commission's Approval for FY 2023-24. (in Rs. Crore)

Sl. No.	Major Head	Activity	Board approved CAPEX proposal	Commission's Approval
1	Safety & Statutory	Safety & Security arrangement at critical locations	0.25	0.25
		Testing Equipment for STS	3.00	3.00
		Interposing Pole	3.25	3.25
		Fencing / Boundary Wall / DT plinth	5.00	5.00
		Unsafe to Safe	4.50	4.50
		Sub-total	**16.00**	**16.00**
2	Loss reduction	Defective Meter replacement (Including Modem Rectification and Meter replacement for tariff compliance)	5.00	5.00
		33KV & 11kv Feeder Metering for Energy Accounting	10.00	10.00
		Conversion of LT Bare to LT AB Cable	20.00	20.00
		Sub-total	**35.00**	**35.00**
3	Reliability	SCADA Enablement of Conventional Substation – 50 Nos. of 33/11 kV Primary Substations	8.00	8.00
		FRTUs and Communication for RMU	1.00	1.00
		GSAS Implementation	13.75	13.75
		Weather stations installation and central integration with data accumulation and analytics	0.25	0.25
		Replacement of Sick Equipment	5.00	0.00
		Installation of Micro Grid (2 Nos)	3.00	3.00
		LVRT (8 Nos)	4.00	0.00
		Capacitor Bank Installation for Reactive Power compensation	1.00	1.00
		33KV Network Infrastructure	45.00	45.00
		11KV Network Infrastructure	22.00	22.00
		AR/FPI/MCCB/RMU	13.00	13.00
		33KV Feeder Refurbishment	7.00	7.00
		Earthing	1.00	1.00
		Sub-total	**124.00**	**115.00**
4	Load Growth	New Connection Release	10.00	10.00
		Power Transformer Augmentation	30.00	30.00
		DT Augmentation	10.00	10.00
		Sub-total	**50.00**	**50.00**
Sl. No.	**Major Head**	**Activity**	**Board approved CAPEX**	**Commi**

Sl. No.	Major Head	Activity	Board approved CAPEX proposal	Commission's Approval
			proposal	ssion's Approval
5	Infrastructure	Call Management System for PSCC	1.01	0.86
		APSCC Modernization work for 15 APSCC at all Divisions	1.00	1.00
		IT - Software, User Devices, Backup system, Storage devices and Applications	11.00	5.00
		Server Room PAC & BMS	25.00	24.94
		Civil Works at various stores	21.00	20.00
		RMU / DT Workshop	1.20	1.20
		GIS Implementation	13.00	13.00
		Ready to Use Admin Asset	1.84	1.72
		Sub-total	**75.05**	**67.72**
		Total=	**300.05**	**283.72**

5.4.3 DETAILS OF DSM/ ENERGY CONSERVATION MEASURES ALREADY TAKEN BY THE DISCOM):

TP Central Odisha Distribution Ltd. (TPCODL) has conducted load research of its customer base and hence prepared a DSM action plan with the support of BEE (Bureau of Energy Efficiency). BEE has also agreed to extend its support both financially and by capacity building, to promote mass adoption of energy efficient appliances and energy conservation initiatives.

Under this program, TPCODL is offering customers an opportunity to purchase energy-efficient appliances such as Air Conditioners, BLDC fans and energy efficient Motors at a discounted rate along with extended warranty and doorstep delivery.

Under this initiative, TPCODL has collaborated with Voltas for providing 5 Star ACs at discounted rate up to 49% with a comprehensive warranty of 1 year. Further, TPCODL has also signed a MoU with a National Level ESCOs (EESL) to distribute Energy Efficient Products (BLDC Fan, Super Energy Efficient AC and IE3 Motors).

TPCODL was able to create awareness and demand of Energy efficient Appliances among customers and they have purchased 5-star energy efficient inverter A.C s (36 nos.) and BLDC fans (180 nos.), while good number of queries are being received regarding the purchase of energy efficient appliances.

5.4.4 DETAILS OF DSM/ ENERGY CONSERVATION MEASURES TO BE TAKEN BY THE DISCOM IN COMING FUTURE

TP Central Odisha Distribution Ltd. (TPCODL) is planning to continue the promotion of energy-efficient appliances such as Air Conditioners, BLDC fans and energy efficient Motors at a discounted rate and create public outreach programs to increase the penetration of Energy Efficient Appliances.

5.5 CRITICAL ANALYSIS BY ENERGY AUDITOR

5.5.1 STATUS OF COMPLIANCE TO BEE REGULATIONS

The status and progress in compliance to prerequisites to energy accounting and Management Analysis as per the Regulations is presented below:

Table- 20 Status of Compliance to BEE Regulation

Clause No	Clause Details	Sub Clause Number	Subclause Details	Present Status	Documents Verified
3	Intervals of time for conduct of annual energy audit	a	Conducted an annual energy audit for every financial year and submitted the annual energy audit report to the Bureau and respective State Designated Agency and also made available on the website of the electricity distribution company within a period of four months from the expiry of the relevant financial year	Annual energy audit for FY2020-2021, FY 2021-2022, was conducted and reports were submitted to the BEE, India & SDA, Odisha and also posted the details on the TPCODL website.	Verified the data over the website
4	Intervals of time for conduct of periodic energy accounting.	a	All feeder wise, circle wise and division wise periodic energy accounting is conducted by the energy manager of the electricity distribution company for each quarter of the financial year.	Periodic energy accounting reports for Q1, Q2, Q3 and Q4 for FY22-23 have been prepared by the DC and submitted to BEE, SDA and as per the BEE regulation and also posted the details on the TPCODL website.	Verified the data over the website
		b	Submitted the periodic energy accounting report to the Bureau and respective State Designated Agency and also made available on the website of electricity distribution company within forty-five days from the date of the periodic energy accounting.	Periodic energy accounting reports for Q1, Q2, Q3 and Q4 for FY22-23 have been prepared by the DC and submitted to BEE, SDA and as per the BEE regulation and also posted the details on the TPCODL website.	https://www.tpcentralodisha.com/energy audit/Periodic_EA

Clause No	Clause Details	Sub Clause Number	Subclause Details	Present Status	Documents Verified
		c	Electricity distribution company conducted its first periodic energy accounting, for the last quarter of the financial year immediately preceding the date of such commencement (i.e., 6th October 2021).	The First Periodic energy accounting report for Q2 of FY 2021-22 have been prepared by the DC and submitted to BEE, SDA as per the BEE regulation and also posted the details on the TPCODL website.	https://www.tpcentralodisha.com/energyaudit/Periodic_EA
		d	Electricity distribution company conducted its subsequent periodic energy accounting for each quarter of the financial year for a period of two financial years from the date of such commencement, and submit the periodic energy accounting report within sixty days from the date of periodic energy accounting.	The Subsequent Periodic energy accounting reports for Q3, Q4 of FY 2021-22 and Q1, Q2, Q3, Q4 for FY2022-23 have been prepared by the DC and submitted to BEE, SDA as per the BEE regulation and also posted the details on the TPCODL website.	https://www.tpcentralodisha.com/energyaudit/Periodic_EA
5	Pre-requisites for annual energy audit and periodic energy accounting	a	Identification and mapping of all of the electrical network assets	All the electrical assets are mapped into GIS network.	
		b	Identification and mapping of high tension and low-tension consumers	Mapping of EHT/HT/LT consumers are completed in GIS.	

Clause No	Clause Details	Sub Clause Number	Subclause Details	Present Status	Documents Verified
5	Pre-requisites for annual energy audit and periodic energy accounting	c	Development and implementation of information technology enabled energy accounting and audit system, including associated software	Currently, TPCODL is in process of implementing Utility Data Stream - Energy Audit Application wherein we target to develop various reports like Section wise AT&C losses, Feeder wise Losses, DT wise Losses, Statutory compliance reports (i.e. NPP, BEE etc.). Few reports like Section wise AT&C losses, Feeder wise Losses, DT wise losses are developed and other reports are under different stages of development.	1.Entry of input energy data as calculated through BSP bill & taking into account of inter Division/ Circle/Discom consumption is uploaded through Bulk format. 2. Integration of SARATHI 2.0 with Smart Meters is under progress and would enable automatic fetching of feeder & DT's consumption data. 3. T< >D Energy input meters are under control of OPTCL and live data cannot be fetched automatically. Instead, meter dump data can be pushed to SARTHI 2.0. 4. AT&C losses report by section wise and feeder wise downloaded from SARTHI 2.0.
	Pre-requisites for annual energy audit and periodic energy accounting	d	Electricity distribution company ensures the installation of functional meters for all consumers, transformers and feeders. Meter installation is done in a phased manner within a period of three financial years from the date of the commencement of these regulations in accordance with the trajectory set out in the First Schedule	Total 2434 nos of unmetered consumers were till the end of FY 22-23. Only 5240 nos of DTs are having functional meters out of which 940 meters are smart meters. DC has initiated for installation of smart meters for all 11KV feeders and it will be completed by Feb 2024. Smart Meters to be installed on DTs with rating 100kVA & above by 31st Mar 2024. Smart Meters to be installed on DTs with rating 63kVA by 31st Mar 2025	1. 2434 Number of consumers are having defective meters as on 31st march 2023. 2. DC is in the process of installing smart meters for consumers. 3. DC has already installed smart meters for the government consumers.
			d.1. 100% Communicable Feeder Metering integrated with AMI, by 31st December 2022 along with replacement of existing non-communicable feeder meters.	d.1. Out of 1411 nos of 11 kV feeders, 1151 nos of 11 kV feeders are working meters which includes more than 570 nos of smart meters. The remaining 11 kV	Internal Approval / P.O

Clause No	Clause Details	Sub Clause Number	Subclause Details	Present Status	Documents Verified
				feeders will be provided with smart meters by Feb 2024.	
		d	d.2. All **Distribution Transformers** (other than HVDS DT up to 25kVA and other DTs below 25 kVA) shall be metered with communicable meters. Communicable DT Metering for the following areas/ consumers to be completed by March 2023 and in balance areas by December 2023: d.2.1. All Electricity Divisions of 500 AMRUT cities, with AT&C Losses > 15% d.2.2. All Union Territories (for areas with technical difficulty, non-communicable meters may be installed) d.2.3. All Industrial and Commercial consumers d.2.4. All Government offices at Block level and above d.2.5. Other high loss areas i.e., rural areas with losses more than 25% and urban areas with losses more than 15%	d.2.1. Not Relevant for DC. d.2.2. Not Relevant for DC. d.2.3. Smart Meters installation on DTs of these consumers have been initiated with rating 100kVA & above and to be completed by 31st Mar 2024. Smart Meters installation on DTs of these consumers will be initiated with rating 63kVA and to be completed by 31st Mar 2024. d.2.4. Smart Meters installation on DTs of these consumers have been initiated with rating 100kVA & above and to be completed by 31st Mar 2024. Smart Meters installation on DTs of these consumers will be initiated with rating 63kVA and to be completed by 31st Mar 2024. d.2.5. Smart Meters to be installed on DTs with rating 100kVA & above by 31st Mar 2024. Smart Meters to be installed on DTs with rating 63kVA by 31st Mar 2025	Internal Approval / P.O

Clause No	Clause Details	Sub Clause Number	Subclause Details	Present Status	Documents Verified
	Pre-requisites for annual energy audit and periodic energy accounting		d.3. **Prepaid Smart Consumer Metering** to be completed for all directly connected meters and AMR in case of other meters, by December 2025 in the following areas: d.3.1. All Electricity Divisions of 500 AMRUT cities, with AT&C Losses > 15%; d.3.2. All Union Territories (for areas with technical difficulty, prepaid meters to be installed); d.3.3. All Industrial and Commercial consumers; d.3.4. All Government offices at Block level and above; d.3.5. Other high loss areas i.e. rural areas with losses more than 25% and urban areas with losses more than 15%.	d.3.1. Not applicable d.3.2. Not applicable d.3.3. Will be Completed by Mar'24 (All three Phase Whole Current Metered Connections) d.3.4. Will be Completed by Oct'23 (All Single Phase & Whole Current metered Govt. Connections) d.3.5. Will be Completed by Mar'25 (All three Phase Whole Current & Single-Phase Connections with consumptions >200Units)	
5	Pre-requisites for annual energy audit and periodic energy accounting	d	d.4. Consumer Metering: 98% by FY 2022-23 99% by FY 2023-24	99.92 % consumers are metered.	
			d.5. Targets for functional meters— Meter FY 22-23 FY 23-24 FY24-25 Feeder metering 98.5% 99.5% 99.5% DT metering 90% 95% 98% Consumer metering 93% 96% 98	Out of total 1411 nos of 11kV feeders 1151 numbers of feeders are metered out of that 570 nos are smart meters. Out of total 77549 only 5240 are functional DTR meters. Smart Meters to be installed on DTs with rating 100kVA & above by 31st Mar 2024. Smart Meters to be installed on DTs with rating 63kVA by 31st Mar 2025. 99.92 % of consumer meters are functional as on 31 March 2023.	

Clause No	Clause Details	Sub Clause Number	Subclause Details	Present Status	Documents Verified
5	Pre-requisites for annual energy audit and periodic energy accounting	e	e.1. All distribution transformers (other than high voltage distribution system up to 25kVA and other distribution system below 25 kVA) is metered with communicable meters and existing non communicable distribution transformer meters is replaced with communicable meters and integrated with advanced metering infrastructure.	Smart Meters to be installed on DTs with rating 100kVA & above by 31st Mar 2024. Smart Meters to be installed on DTs with rating 63kVA by 31st Mar 2025	
		f	Electricity distribution company has established an information technology enabled system to create energy accounting reports without any manual interference and such systems may be within a period of three years from the date of the commencement of these regulations in case of urban and priority area consumers; and within five years from the date of the commencement of these regulations in case of rural consumers	Currently, TPCODL is in process of implementing Utility Data Stream - Energy Audit Application wherein we target to develop various reports like Section wise AT&C losses, Feeder wise Losses, DT wise Losses, Statutory compliance reports (i.e. NPP, BEE etc.). Few reports like Section wise AT&C losses, Feeder wise Losses, DT wise losses are developed and other reports are under different stages of development.	1.Entry of input energy data as calculated through BSP bill & taking into account of inter Division/ Circle/Discom consumption is uploaded through Bulk format. 2. Integration of SARATHI 2.0 with Smart Meters is under progress and would enable automatic fetching of feeder & DT's consumption data. 3. T< >D Energy input meters are under control of OPTCL and live data cannot be fetched automatically. Instead, meter dump data can be pushed to SARTHI 2.0. 4. AT&C losses report by section wise and feeder wise downloaded from SARTHI 2.0.

Clause No	Clause Details	Sub Clause Number	Subclause Details	Present Status	Documents Verified
		g	Electricity distribution company has a centralized energy accounting and audit cell comprising of— (i) a nodal officer, an energy manager and an information technology manager, having professional experience of not less than five years; and (ii) a financial manager having professional experience of not less than five years	The DC has energy audit cell with the following staff 1. A nodal officer- DGM (El) 2. Designated energy manager who is a qualified energy auditor- DM (El). 3. A qualified information technology manager- AGM (El) 4. A qualified financial manager- Team Lead (RAG)	Office Order of energy audit cell is provided.
6	Reporting requirements for annual energy audit and periodic energy accounting	a	Electricity distribution company has a nodal officer, who is a full-time employee of the electricity distribution company in the rank of the Chief Engineer or above, for the purpose of reporting of the annual energy audit and periodic energy accounting and communicate the same to the Bureau.	Head (Energy Audit) is presently the Nodal officer.	Office Order of energy audit cell to be provided.
		b	Electricity distribution company ensures that the energy accounting data is generated from a metering system or till such time the metering system is not in place, by an agreed method of assumption as may be prescribed by the State Commission	All the consumption is based on metered data.	

5.5.2 AGRICULTURAL CONSUMPTION

Only 334 no. of Agricultural consumers are assessed of the total 32214 Agl. consumers. The DC uses OERC methodology for this purpose. The division wise agricultural consumption is presented as **Annexure – 3.**

5.5.3 11KV FEEDER METERING AND ENERGY AUDIT

Out of total 1411 11 kV feeders 1151 number of feeders are metered which includes more than 570 nos have smart meters. The remaining 11 kV feeders will be provided with smart meters by Feb 2024. Sample collected 11 kV feeders data is presented as **Annexure – 4.**

5.5.4 DTR METERING AND ENERGY AUDIT

Out of total 77549 only 5240 are functional DTR meters. Smart Meters to be installed on DTs with rating 100kVA & above by 31st Mar 2024. Smart Meters to be installed on DTs with rating 63kVA by 31st Mar 2025.

Since, TPCODL is not yet funded under Revamped Distribution Sector Scheme (RDSS) by Ministry of Power, the meter installation in feeders and DT is executed on approval of CAPEX from Hon'ble Commission.

5.5.5 CATEGORY WISE SUBSIDY FOR FY 2022-23

There is no provision for subsidy for any category of consumer in the state of Odisha as per the Regulations and Tariff Orders of the Hon'ble Odisha Electricity Regulatory Commission. Thus, subsidy payable per unit in each consumer category by the state Govt. is not applicable for TPCODL. Moreover, TPCODL is not funded under the Revamped Distribution Sector Scheme (RDSS) rolled out by Ministry of Power. Hence, this Annexure format is left blank.

However, the Odisha Electricity Regulatory Commission (OERC) has managed to keep cross-subsidy among the subsidized and subsidizing category of consumers in the State within ±20% in line with the mandate of the National Electricity Policy and Tariff Policy while issuing the tariff Order for the FY 2022-23 for the whole of the state at para-79 to 86.

5.5.6 ANALYSIS ON T&D LOSS AND AT&C LOSS

- **% Losses – Aggregate (with arrears)**:
  The overall Technical Loss (T&D Loss) is 22.67% and overall AT&C Loss is 20.42% for FY 2022-2023. This reflects an overall collection efficiency of 102.91%.

- **% Losses – Aggregate (without arrears)**:
  The overall Technical Loss (T&D Loss) is 22.67% and overall AT&C Loss is 22.82% for FY 2022-2023. This reflects an overall collection efficiency of 99.80%.
- **% Losses –Voltage Wise**:
  The overall losses for LT voltage level are 26.33%, 11kV voltage level is 4.81% and 33kV level is 3.35% for FY 2022-2023.
- **% Losses –Division wise**:
  The range of T&D losses, collection efficiency and AT&C losses among the divisions is tabulated below:

Table- 21 Range of Technical and AT&C losses

Description	Data (With Arrears)	Data (Without Arrears)
T&D loss	22.67%	22.67%
T&D loss Range	3.94% to 49.34%	3.94% to 49.34%
Division With highest T&D loss	NED, NIMAPARA	NED, NIMAPARA
Division With lowest T&D loss	BCDD-01, BHUBANESWAR	BCDD-01, BHUBANESWAR
Collection Efficiency	102.91%	99.81%
Collection Efficiency Range	98.11% to 113.13%	98.11% to 100.00%
AT & C loss (%)	20.42%	22.82%
AT & C loss Range	1.72% to 49.13%	3.94% to 49.34%
Division With highest AT&C loss	NED, NIMAPARA	NED, NIMAPARA
Division With lowest AT&C loss	BCDD-01, BHUBANESWAR	BCDD-01, BHUBANESWAR

The following divisions of the DISCOM are having T&D losses more than the average value and requires special attention

Table- 22 Divisions with High T&D loss

S No	Divisions with More than Average T&D loss	T&D Loss %
1	KED, KHURDA	23.08%
2	KED-01, KENDRAPARA	23.52%
3	AED, ANGUL	25.54%
4	BED, BALUGAON	26.28%
5	NED, NAYAGARH	27.83%
6	JED, JAGATSINGPUR	30.48%
7	DED, DHENKANAL	32.09%

S No	Divisions with More than Average T&D loss	T&D Loss %
8	KED-02, MARSHAGHAI	35.09%
9	PED, PURI	37.93%
10	CED, CUTTACK	40.31%
11	AED, ATHAGADA	43.46%
12	SED, SALIPUR	46.60%
13	NED, NIMAPARA	49.34%

The following divisions of the DISCOM are having Collection Efficiency less than the average value and require special attention:

Table- 23 Divisions with Low Collection Efficiency (with arrears)

S No	Average Collection Efficiency	Divisions with Less than Average Collection Efficiency	Collection Efficiency %
1	102.91	KED-01, KENDRAPARA	98.11%
2		PED, PARADEEP	98.53%
3		TED, TALCHER	99.81%
4		NED, NIMAPARA	100.40%
5		AED, ATHAGADA	101.05%
6		BED, BHUBANESWAR	101.52%
7		BCDD-02, BHUBANESWAR	101.92%
8		BCDD-01, BHUBANESWAR	102.32%
9		DED, DHENKANAL	102.72%

Table- 24 Divisions with Low Collection Efficiency (without arrears)

S No	Average Collection Efficiency	Divisions with Less than Average Collection Efficiency	Collection Efficiency %
1	99.80%	KED-01, KENDRAPARA	98.11%
2		PED, PARADEEP	98.53%

- **Category wise Losses**:

  Category wise input energy cannot be estimated on account of mixed feeders. Accordingly, T&D Losses and AT&C Losses for consumer categories could not be provided. However, collection efficiencies of various consumer categories are tabulated below:

Table- 25 Category wise Collection Efficiency

Sl. No.	Category	Collection Efficiency (with arrears)	Collection Efficiency (without arrears)
1	Residential	98.14%	100.00%
2	Agricultural	95.72%	100.00%
3	Commercial/Industrial-LT	107.22%	100.00%
4	Commercial/Industrial-HT	99.04%	100.00%
5	Others	105.29%	99.36%
Overall		**100.14%**	**99.80%**

5.6 INCLUSION AND EXCLUSIONS

- EHT sales are included in the estimation of losses.
- DC does not receive any tariff subsidy from the government.

6. NOTES OF THE EA/EM ALONG WITH QUERIES AND REPLIES TO DATA GAPS

6.1 Query by EA, response by EM and Notes by EA

Table- 26 Query EA by and response by EM

Sl. No	Query by EA	Response by EM of DISCOM	Notes by EA
1	DISCOM is assuming technical loss % for HT consumers (33 kV and 11 kV) in voltage-wise losses as 8% and why	The normative wheeling loss for HT level has been fixed at (8%) for the FY 2022-23 as per the tariff order issued by the OERC.	
2	Why the Non-SBM Billing of next month is taken for calculation of current month Billing in MU & Rs.	Since, prior to vesting, the T&D Loss%, AT&C Loss% of the DISCOM was calculated by considering the next month's Non-SBM Billing. The same practice is going on.	Going forward, TPCODL should modify this practice by considering the current month's billing & payment of all consumers irrespective for type of billing
3	Why energy accounting and losses at voltage levels aredifferent than the category wise	In TPCODL, since all the 33kV feeders, 11 kV feeders and DTs are not 100%metered, the losses at some of the feeders were carried out. The difference in category wise and voltage wise will be minimized on attaining 100% metering of all the assets.	Going forward, this needs to be addressed in a time bound manner.

7. ANNEXURES

7.1 INTRODUCTION OF VERIFICATION FIRM:

East Coast Sustainable Pvt Limited is registered as an Empaneled Accredited Energy Auditing Firm with Bureau of Energy Efficiency (BEE) bearing Registration No. EmAEA –067

East Coast Sustainable Private Limited (East Coast) was founded by highly qualified and experienced technocrats, who have a deep understanding of energy efficiency, renewable energy, environment conservation and climate change. The team has experience of conducting more than 700 projects in these areas for various sectors of the economy. Complete range of services being undertaken by East Coast Sustainable includes the following.

- Energy Efficiency
- Perform, Achieve and Trade (PAT) Scheme
- Renewable Energy
- Environmental Management
- Development of International Standards Organization (ISO) Management System
- Safety Audits
- Water Audit and Water Balance
- Project Management
- Demand Side Management (DSM)
- Sustainability Reporting.

7.2 MINUTES OF MEETING WITH THE DISCOM TEAM

The Annual Energy Audit team from East Coast Sustainable Private Limited, Visakhapatnam visited TPCODL, on 5th & 6thJuly 2023 and introduced the audit team and explained the purpose to the DISCOM personnel. The team checked supporting documents and entered the data in the pro-forma. The Annual Energy Audit is completed on 24th August 2023 and the Audit Proceedings was signed by both parties (DC and EmAEA). The Audit proceedings / minutes are placed at **Annexure -5**.

7.3 CHECK LIST PREPARED BY AUDITING FIRM

The check list prepared for Annual Energy Audit is presented in the following table:

1	Monthly energy consumption data of consumers and system metering from electricity distribution company at different voltage levels
2	Input energy details for all metered input points
3	Boundary meter details
4	Source of energy supply (e.g., electricity from grid or self-generation), including generation from renewable.
5	Review of the current consumption practices
6	Monitoring and verification protocol to quantify on annual basis the impact of each measure with respect to energy conservation and cost reduction for reporting to Bureau and the concerned State designated agency
7	Verification and correction of input energy
8	System loading and corresponding infrastructure
9	Energy supplied to Open Access Consumers
10	Verify and validate the system metering data through a random field visit

7.4 BRIEF APPROACH, SCOPE & METHODOLOGY FOR AUDIT

The methodology adopted for conducting the Annual Energy Audit is as follows

- Verification of existing pattern of energy distribution across periphery of electricity distribution company
- Verification of accounted energy flow submitted by electricity distribution company at all applicable voltage levels of the distribution network
- Collection of data on energy received, and distributed, covered within the scope of energy audit
- Analyse the consistency of data monitoring compared to the collected data
- Recommendations to facilitate energy accounting and improve energy efficiency
- Analyse the data with respect to the purpose of energy accounting in reducing losses for the electricity distribution company

7.5 INFRASTRUCTURE DETAILS

TPCODL has a vast infrastructure facility in its operating area with the following infrastructure details:

Sl. No.	Particulars	As on 31st March 2023
1	Number of circles	5
2	Number of divisions	20
3	Number of sub-divisions	65
4	Number of feeders	1644
5	No of 33/11 kV Substations	369
6	Length of 33 KV line (KM)	4081.88
7	Length of 11 KV line (KM)	39350.01
8	Length of Low-tension line (KM)	50434.89
9	Length of Aerial Bunched Cables	32766.13
10	Length of Underground Cables	712.34
11	Number of Distribution Transformers	77549
12	Number of PTR	816

7.6 ELECTRICAL DISTRIBUTION SYSTEM

State of Odisha had taken a lead in the country in undertaking power sector reform with the enactment of the Odisha Electricity Reform Act, 1995. As a pioneer in the distribution sector reform from first unbundling to first privatization, Odisha had led the way in the reform nearly a decade before the enactment of Electricity Act, 2003. From unbundling of OSEB into OHPC and GRIDCO (T&D) to corporatization of distribution segment and privatization of four DISCOMs in the year 1999 was the first phase of privatization. After enactment of the Electricity Act 2003, Odisha again is the front runner in distribution sector reforms with the first sale of a utility under section 20 of the Act.

The Odisha Electricity Regulatory Commission (the Commission) vide its order dated 31.3.1999 passed in case No. 2/99, under the provisions of the Odisha Electricity Reform Act, 1995, had issued License to Central Electricity Supply Company of Odisha Ltd. (CESCO) Registered Office, 2nd Floor, IDCO Tower, Janpath, Bhubaneswar – 751022, Dist: Khurda, Odisha to carry out the business of Distribution & Retail Supply of Electricity in the area as mentioned in the said license. In order to safeguard public interest in a situation of emergency, the Commission brings the nonperformance of

CESCO to the attention of the State Government, having regard to the provision of S30(2) of the Orissa Electricity Reforms Act, 1995. Accordingly, the State Government was requested to forward a list of suitable names by 27.08.2001 and out of them Sri Suresh Chandra Mohapatra, IAS was selected by the Commission to take over management and control of CESCO's undertaking.

In exercise of powers u/s 19 of the Electricity Act, 2003 (the "Act") the Commission revoked the license of Central Electricity Supply Company of Orissa Ltd. (the "CESCO") with effect from 01.04.2005. An Administrator was appointed u/s 20(1)(d) of the Act vide Commission's Order dated 02.04.2005 which was subsequently revised vide Commission's Order dated 18.04.2005. After the revocation, the Commission invited applications for sale of the utility of CESCO u/s 20 (1)(a) of the Act in 2005. Despite Commission's best effort, no applications were received. As a result, the Commission decided to formulate a Scheme called the Central Electricity Supply Utility of Orissa (Operation and Management) Scheme, 2006 (the "Scheme") u/s 22 (1) of the Act for operation and management of the Utility wherein 'Utility' means the utility of CESCO, operated by the Chief Executive Officer & Administrator appointed vide Commission's order dated 18.04.2005. The utility of CESCO was renamed as the Central Electricity Supply Utility of Orissa (the "CESU") under this Scheme. The Scheme came into force from 08.09.2006. Since then, the term of the Scheme has been periodically extended with the latest extension being upto 22.09.2020.

The Commission initiated a suo-motu proceeding in Case No. 11/2020 to issue suitable directions with respect to sale of utility of CESU under Section 20 of the Act and for vesting of utility of CESU to the intending purchaser under Section 21 of the Act. The Commission decided to dispose of the petition through a hearing of the concerned parties namely CESU, TPCL, GRIDCO, OPTCL and the Government of Odisha. After hearing the parties including public intervenor, the Commission issued an order (the "Vesting Order") on 26.05.2020 to the best interest of all the stakeholders. As per Section 21(a) of the Act, the utility of CESU (Central Electricity Supply Utility of Odisha) has been vested in TPCODL w.e.f. 01.06.2020 in line with direction issued by the Odisha Electricity Regulatory Commission (OERC) vide Case No-11/2020. Thus, TP Central Odisha Distribution Limited (TPCODL) is a joint venture between Tata Power and the Government of Odisha with the majority stake being held by Tata Power Company (51%). TPCODL serves a population of 1.36 Crore with Customer Base of more than 29 Lakh and a vast Distribution Area of 29,354 Sq. Km.

7.7 POWER PURCHASE DETAILS

TPCODL as a Distribution licensee is carrying out the function of distribution and retail supply of electricity covering 5 distribution circles in its license area. The requirement of power for TPCODL is fully managed and met by GRIDCO, GRIDCO being a Bulk Supplier of Power in line with the Single Buyer Model for the whole state of Odisha and as such the details pertaining to Generation at Transmission periphery and embedded generation for a particular DISCOM is not distinctly available.

The energy drawl or the interface point between TPCODL as a DISCOM and OPTCL as Transmission entity is essentially at the secondary of the Power Transformer or at 33 kV Side and therefore the DISCOM as such does not have any visibility of the Generation and Transmission Periphery. Quantitative details of purchase of energy and cost of power purchase for the FY2022-23 are presented as **Annexure-1.**

7.7.1 BULK SUPPLY PRICE FOR GRIDCO

The Bulk Supply Price in respect of GRIDCO as indicated below was effective from **1st April, 2022** for the FY 2022-23 vide case No-107 of 2021.

Table -68

Name of the DISCOMs	Paise/ Kwh
TPCODL	300.00
TPNODL	321.00
TPCODL	360.00
TPSODL	227.00

7.7.2 ANNUAL ABSTRACT ON ENERGY BILLING FROM GRIDCO FOR FY 2022-23: -

Details of BSP Bill raised by GRIDCO for the F.Y.2022-23										
Month	Bill no	Total MU Billed by GRIDCO	Bill value @300 paisa Per kWh	Excess SMD Drawal (kVA)	Demand Charges @ 250 per kVA	Debit Bill GRIDCO ltd	Credit bill GRIDCO ltd	Total Bill raised by GRIDCO	LPS	Total Bill including LPS
		1	2	3	4	5	6	7=2+4+5-6	8	9=7+8
Apr-22	CGM-PP-53/2022/454 dt.05.05.2022	947.705085	2,84,31,15,255.00	-	-	-	-	2,84,31,15,255.00	-	2,84,31,15,255.00
May-22	CGM-PP-53/2022/555 dt.04.06.2022	979.209065	2,93,76,27,195.00	-	-	2,06,73,112.00	-	2,95,83,00,307.00	-	2,95,83,00,307.00
Jun-22	CGM-PP-53/2022/687 dt.05.07.2022	959.138795	2,87,74,16,385.00	-	-	2,08,492.00	6,29,265.00	2,87,69,95,612.00	-	2,87,69,95,612.00
Jul-22	CGM-PP-53/2022/802 dt.04.08.2022	921.199149	2,76,35,97,447.00	-	-	60,40,805.00	-	2,76,96,38,252.00	-	2,76,96,38,252.00
Aug-22	CGM-PP-53/2022/894 dt.05.09.2022	906.238370	2,71,87,15,110.00	-	-	8,016.00	39,34,404.00	2,71,47,88,722.00	-	2,71,47,88,722.00
Sep-22	CGM-PP-53/2022/1270 dt.03.10.2022	895.727565	2,68,71,82,695.00	-	-	-	-	2,68,71,82,695.00	-	2,68,71,82,695.00
Oct-22	CGM-PP-53/2022/1131 dt.04.11.2022	822.317045	2,46,69,51,135.00	-	-	-	-	2,46,69,51,135.00	-	2,46,69,51,135.00
Nov-22	CGM-PP-53/2022/1238 dt.04.12.2022	683.710814	2,05,11,32,442.00	-	-	-	52,94,230.00	2,04,58,38,212.00	-	2,04,58,38,212.00
Dec-22	CGM-PP-53/2022/11 dt.05.01.2023	649.284287	1,94,78,52,861.00	-	-	-	-	1,94,78,52,861.00	-	1,94,78,52,861.00
Jan-23	CGM-PP-53/2022/103 dt.04.02.2023	644.553326	1,93,36,59,978.00	-	-	-	-	1,93,36,59,978.00	-	1,93,36,59,978.00
Feb-23	CGM-PP-53/2022/206 dt.04.03.2023	666.588685	1,99,97,66,055.00	-	-	-	-	1,99,97,66,055.00	-	1,99,97,66,055.00
Mar-23	CGM-PP-53/2022/321 dt.05.04.2023	823.759701	2,47,12,79,103.00	-	-	-	-	2,47,12,79,103.00	-	2,47,12,79,103.00
Total		**9,899.431887**	**29,69,82,95,661.00**	**-**	**-**	**2,69,30,425.00**	**98,57,899.00**	**29,71,53,68,187.00**	**-**	**29,71,53,68,187.00**

7.7.3 TRANSMISSION CHARGES FOR OPTCL

M/s. Odisha Power Transmission Corporation Limited, Bhubaneswar, (in short "OPTCL") undertakes Intra State transmission business in the State. It has been notified as the State Transmission Utility (STU) under Section 39(1) of the Act with effect from 01.04.2005 vide Government notification dated 09.06.2005.

Transmission Charge @28.00 paise/kWh has been approved by the commission on 24.03.2021 in FY 2022-23 applicable for transmission of power at 400 kV/220 kV/132 kV over OPTCL's EHT transmission lines and substations and payable by the Distribution Licensees.

7.7.4 ANNUAL ABSTRACT ON ENERGY BILLING FROM OPTCL FOR FY 2022-23

Details of Transmission Bill raised by OPTCL for the F.Y.2022-23											
Month	Bill no	MU Billed by OPTCL	Transmission Charges @ 0.28P Per Unit	Debit Bill OPTCL	Credit bill OPTCL	Total OPTCL Bill	Rebate Amount on OPTCL Bill @2%	Bill Amount after Rebate	TDS on OPTCL Bill @2%	Net Payment made	Date of Payment
		1	2	3	4	5=2+3-4	6	7=5-6	8	10=7-8	
Apr-22	RT&C-Bill-02/2021-22/177 dt.06.05.22	947.386267	26,52,68,155.00	-	-	26,52,68,155.00	53,05,363.00	25,99,62,792.00	51,99,256.00	25,47,63,536.00	09.05.2022
May-22	RT&C-Bill-02/2021-22/236 dt.07.06.22	978.801916	27,40,64,536.00	20,48,336.00	-	27,61,12,872.00	55,22,257.00	27,05,90,615.00	54,11,813.00	26,51,78,802.00	09.06.2022
Jun-22	RT&C-Bill-02/2022-23/261 dt.06.07.22	958.797747	26,84,63,369.00	-	-	26,84,63,369.00	53,69,267.00	26,30,94,102.00	52,61,883.00	25,78,32,219.00	08.07.2022
Jul-22	RT&C-Bill-02/2022-23/292 dt.05.08.22	920.943273	25,78,64,116.00	5,60,005.00	-	25,84,24,121.00	51,68,482.00	25,32,55,639.00	50,65,113.00	24,81,90,526.00	08.08.2022
Aug-22	RT&C-Bill-02/2022-23/321 dt.06.09.22	905.937064	25,36,62,378.00		3,66,463.00	25,32,95,915.00	50,65,918.00	24,82,29,997.00	49,64,600.00	24,32,65,397.00	08.09.2022
Sep-22	RT&C-Bill-02/2022-23/370 dt.06.10.22	895.305977	25,06,85,674.00	-	-	25,06,85,674.00	50,13,713.00	24,56,71,961.00	49,13,440.00	24,07,58,521.00	10.10.2022
Oct-22	RT&C-Bill-02/2022-23/432 dt.07.11.22	822.017479	23,01,64,894.00	-	-	23,01,64,894.00	46,03,298.00	22,55,61,596.00	45,11,232.00	22,10,50,364.00	10.11.2022
Nov-22	RT&C-Bill-02/2022-23/471 dt.05.12.22	683.384477	19,13,47,654.00	-	4,84,457.00	19,08,63,197.00	38,17,264.00	18,70,45,933.00	37,40,919.00	18,33,05,014.00	07.12.2022
Dec-22	RT&C-Bill-02/2022-23/10 dt.05.01.23	648.964375	18,17,10,025.00	-	-	18,17,10,025.00	36,34,200.00	17,80,75,825.00	35,61,517.00	17,45,14,308.00	07.01.2023
Jan-23	RT&C-Bill-02/2022-23/68 dt.04.02.23	644.201677	18,03,76,470.00	-	-	18,03,76,470.00	36,07,529.00	17,67,68,941.00	35,35,379.00	17,32,33,562.00	07.02.2023
Feb-23	RT&C-Bill-02/2022-23/116 dt.04.03.23	665.670200	18,63,87,656.00	-	-	18,63,87,656.00	37,27,753.00	18,26,59,903.00	36,53,199.00	17,90,06,704.00	06.03.2023
Mar-23	RT&C-Bill-02/2022-23/169 dt.06.04.23	819.985281	22,95,95,879.00	-	-	22,95,95,879.00	45,91,918.00	22,50,03,961.00	45,00,080.00	22,05,03,881.00	11.04.2023
Total		**9,891.395733**	**2,76,95,90,806.00**	**26,08,341.00**	**8,50,920.00**	**2,77,13,48,227.00**	**5,54,26,962.00**	**2,71,59,21,265.00**	**5,43,18,431.00**	**2,66,16,02,834.00**	

7.7.5 ANNUAL ABSTRACT ON ENERGY BILLING FROM SLDC FOR FY 2022-23

As in Section 55 of the Electricity (Supply) Act, 1948 (now repealed), Sections 31 & 32 of the Electricity Act, 2003 contemplate SLDC as an independent apex body to ensure integrated operation of the power system in the State. SLDC has been empowered by Section 33 of the Electricity Act, 2003 to give such directions and exercise such supervision and control as may be required for ensuring integrated grid operations and for achieving maximum economy and efficiency in the operation of power system in the State. These are all highly responsible, technical, and non-commercial statutory functions conceived by the Electricity Act, 2003 and are entrusted to SLDC to be carried out as an independent apex body. Every Licensee including OPTCL and generating companies and generating stations and sub-stations are to comply with such directions vide Section 33 (2) and Section 40 (b) of the Act. At present SLDC has not been organizationally separated from OPTCL, which is a regulated entity.

Details of SLDC bill raised for the F.Y.2022-23							
Month	**Bill no**	**SLDC Charges**	**Rebate on SLDC**	**Bill Amount after Rebate**	**TDS on SLDC @2%**	**Net Payment**	**Date of Payment**
		1	**2=1*1%**	**3=1-2**	**4**	**5=3-4**	
Apr-22	SLDC Bill No-2 Dt.30.04.2022	14,62,400.00	14,624.00	14,47,776.00	28,956.00	14,18,820.00	23.05.2022
May-22	SLDC Bill No-76 Dt.31.05.2022	14,62,400.00	14,624.00	14,47,776.00	28,956.00	14,18,820.00	27.06.2022
Jun-22	SLDC Bill No-150 Dt.30.06.2022	14,62,400.00	14,624.00	14,47,776.00	28,956.00	14,18,820.00	27.07.2022
Jul-22	SLDC Bill No-224 Dt.31.07.2022	14,62,400.00	14,624.00	14,47,776.00	28,956.00	14,18,820.00	26.08.2022
Aug-22	SLDC Bill No-298 Dt.31.08.2022	14,62,400.00	14,624.00	14,47,776.00	28,956.00	14,18,820.00	26.09.2022
Sep-22	SLDC Bill No-372 Dt.30.09.2022	14,62,400.00	14,624.00	14,47,776.00	28,956.00	14,18,820.00	27.10.2022
Oct-22	SLDC Bill No-446 Dt.31.10.2022	14,62,400.00	14,624.00	14,47,776.00	28,956.00	14,18,820.00	28.11.2022
Nov-22	SLDC Bill No-520 Dt.30.11.2022	14,62,400.00	14,624.00	14,47,776.00	28,956.00	14,18,820.00	27.12.2022
Dec-22	SLDC Bill No-598 Dt.31.12.2022	14,62,400.00	14,624.00	14,47,776.00	28,956.00	14,18,820.00	27.01.2023
Jan-23	SLDC Bill No-676 Dt.31.01.2023	14,62,400.00	14,624.00	14,47,776.00	28,956.00	14,18,820.00	27.02.2023
Feb-23	SLDC Bill No-754 Dt.28.02.2023	14,62,400.00	14,624.00	14,47,776.00	28,956.00	14,18,820.00	28.03.2023
Mar-23	SLDC Bill No-832 Dt.31.03.2023	14,62,400.00	14,624.00	14,47,776.00	28,956.00	14,18,820.00	26.04.2023
Total		**1,75,48,800.00**	**1,75,488.00**	**1,73,73,312.00**	**3,47,472.00**	**1,70,25,840.00**	

7.8 LINE DIAGRAM (SLD)

The electricity grid map (NOC) of TPCODL is presented as **Annexure-6.**

TP Central Odisha Distribution Ltd

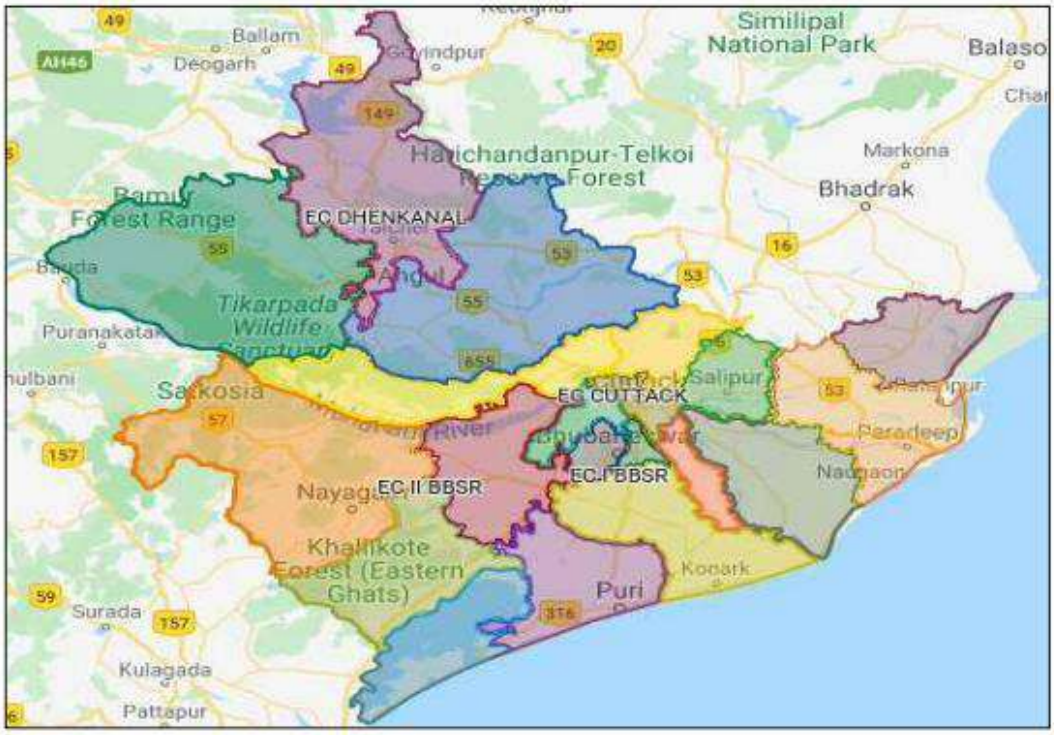

7.9 CATEGORY OF SERVICE DETAILS (WITH CONSUMER AND VOLTAGE-WISE)

TPCODL is supplying power to 30,75,430 number of consumers as on 31st March 2023. The details of category wise consumers are presented in the following table:

Table- 27 Category wise Consumer Details

Category	Number of Consumers as on 31st March 2023
Residential	2784096
Agricultural	32214
Commercial/Industrial-LT	224316
Commercial/Industrial-HT	4057
Others	30747
Total	**3075430**

Voltage wise consumers

Voltage level	Number of consumers as on 31st March 2023
LT	3072663
11 kV	2496
33 kV	234
> 33 kV	37
Total	**3075430**

7.10 LIST OF DOCUMENTS VERIFIED WITH EACH PARAMETER:

The following are the documents verified during Annual Energy Audit:

S. No	Parameter	Supporting Document
1	Input Energy	a. Monthly Abstract of Energy Exchange between GRIDCO and TPCODL for FY 2022-23
2	Billed Energy	a. Division wise Monthly Energy from CBS data base. b. Division wise Monthly Unmetered energy as per OERC methodology c. Consumer Profile

7.11 BRIEF DESCRIPTION OF UNIT

TP Central Odisha Distribution Limited (TPCODL) is a joint venture between Tata Power and the Government of Odisha with the majority stake being held by Tata Power Company (51%). TPCODL serves a population of 1.36 Crore with Customer Base of more than 29 Lakh and a vast Distribution Area of 29,354 Sq. Km. TPCODL is responsible for Power distribution in Eight districts of odisha (Khurda, Cuttack, Nayagarh, Puri, Dhenkanal, Angul, Kendrapara, Jagatsinghapur,) and some parts of Jajpur District. The company has 5 operating distribution circles namely Bhubaneswar-1, Bhubaneswar-2, Cuttack, Paradeep, Dhenkanal. This is further sub-divided into 20 divisions, 65 Sub-Divisions, 246 sections as follows:

SL. NO.	DIVISION/CIRCLE NAME	TOTAL NO. OF SUB-DIVISIONS	TOTAL NO. OF SECTIONS
1	BCDD-01, BBSR	3	13
2	BCDD-02, BBSR	3	13
3	BED, BBSR	2	12
4	NED, NIMAPARA	3	12

SL. NO.	DIVISION/CIRCLE NAME	TOTAL NO. OF SUB-DIVISIONS	TOTAL NO. OF SECTIONS
	CIRCLE-1, BBSR	11	50
5	KHD, KHURDA	5	18
6	NYD, NAYAGARH	4	16
7	BAED, BALUGAON	2	10
8	PED, PURI	4	17
	CIRCLE-2, BBSR	15	61
9	CDD-1, CUTTACK	4	14
10	CDD-2, CUTTACK	3	10
11	CED, CUTTACK	4	11
12	AED, ATHAGARH	2	8
13	SED, SALIPUR	3	10
	CUTTACK CIRCLE	16	53
14	PDP, PARADEEP	3	8
15	KED-01, KENDRAPARA	4	18
16	KED-02, MARSAGHAI	2	7
17	JED, JAGATSINGHAPUR	3	9
	PARADEEP CIRCLE	12	42
18	DED, DHENKANAL	4	16
19	ANED, ANGUL	3	10
20	TED, CHAINPAL	4	14
	DHENKANAL CIRCLE	11	40
	TPCODL TOTAL=	65	246

7.12LIST OF PARAMETERS ARRIVED THROUGH CALCULATION OR FORMULAE WITH LIST OF DOCUMENTS AS SOURCE OF DATA

Calculation of % T&D Loss

The %T&D Loss of the DISCOM is calculated, taking EHT sales into consideration & excluding Open Access Energy. The % T&D Loss of the DISCOM is arrived at as per the following formula:

% T&D Loss = (Input Energy (MU) – Billed Energy (MU)) / Input Energy (MU)*100

Calculation of % AT&C Loss

The **% AT&C** Loss of the DISCOM is calculated, including subsidies in both billed amount and collected amount. The **% AT&C** Loss of the DISCOM is arrived at as per the following formula.

% AT&C Loss = (1-(Billing Efficiency X Collection Efficiency)) X 100

8. FORMATS

8.1 GENERAL INFORMATION

Included in the pro-forma

8.2 PERFORMANCE SUMMARY OF ELECTRICITY DISTRIBUTION COMPANY

Included in the pro-forma

8.3 DETAILS OF INPUT INFRASTRUCTURE

Included in the pro-forma with all the available data

Voltage-wise losses

S. No	Voltage	Input			Output			Loss (MU)	Loss (%)
		Input from higher voltage	Injection at voltage level	Total input	Sales (Including wheeling to DOA)	Input to lower voltage	Total		
1	> 33 kV	1556.41		1556.41	1556.41		1556.41	0.00	0.00%
2	33 kV	8346.56		8346.56	826.47	7240.48	8066.95	279.61	3.35%
3	11 kV	7240.48		7240.48	750.18	6142.04	6892.21	348.27	4.81%
4	LT	6142.04		6142.04	4524.74		4524.74	1617.30	26.33%

8.4 INPUT ENERGY: A. SUMMARY OF ENERGY INPUT AND INFRASTRUCTURE

Included in the pro-forma

INPUT ENERGY: B. METER READING OF INPUT ENERGY AT INJECTION POINTS,

Included in the pro-forma

8.5 DETAILS OF INPUT ENERGY SOURCES

Included in the pro-forma

8.6 DIVISION-WISE LOSSES

Included in the pro-forma

8.7 DETAILS OF FEEDER-WISE LOSSES

Details are updated in the Pro-forma.

8.8 DETAILS OF SUBSIDY CLAIMED AND RECEIVED

DC does not receive any tariff subsidy from the government.

8.9 DETAILS OF DT METERING

Out of total 77549 only 5240 are functional DTR meters. Smart Meters to be installed on DTs with rating 100kVA & above by 31st Mar 2024. Smart Meters to be installed on DTs with rating 63kVA by 31st Mar 2025.

8.10DT WISE LOSSES TO THE EXTENT DT METERS ARE EXISTING

Out of total 77549 only 5240 are functional DTR meters. Smart Meters to be installed on DTs with rating 100kVA & above by 31st Mar 2024. Smart Meters to be installed on DTs with rating 63kVA by 31st Mar 2025.

9. Field Verification Data as per S.O.P

9.1 FIELD VISITS:

Photographs of Field visits:



Power System Control Central (PSCC), Bhubaneshwar

- PSCC is established on 1st June 2020
- The mail functions of the PSCC are as follows:
  - ✓ Monitoring for monitoring & control of 33 kV and 11 kV network
  - ✓ Planning and outage management
  - ✓ Reliability analysis and reporting
  - ✓ Voltage control
  - ✓ Institutionalization of safety procedures at HT level
  - ✓ Co-ordination with SLDC
  - ✓ Contingency planning
  - ✓ Demand estimation

SCADA system in PSCC

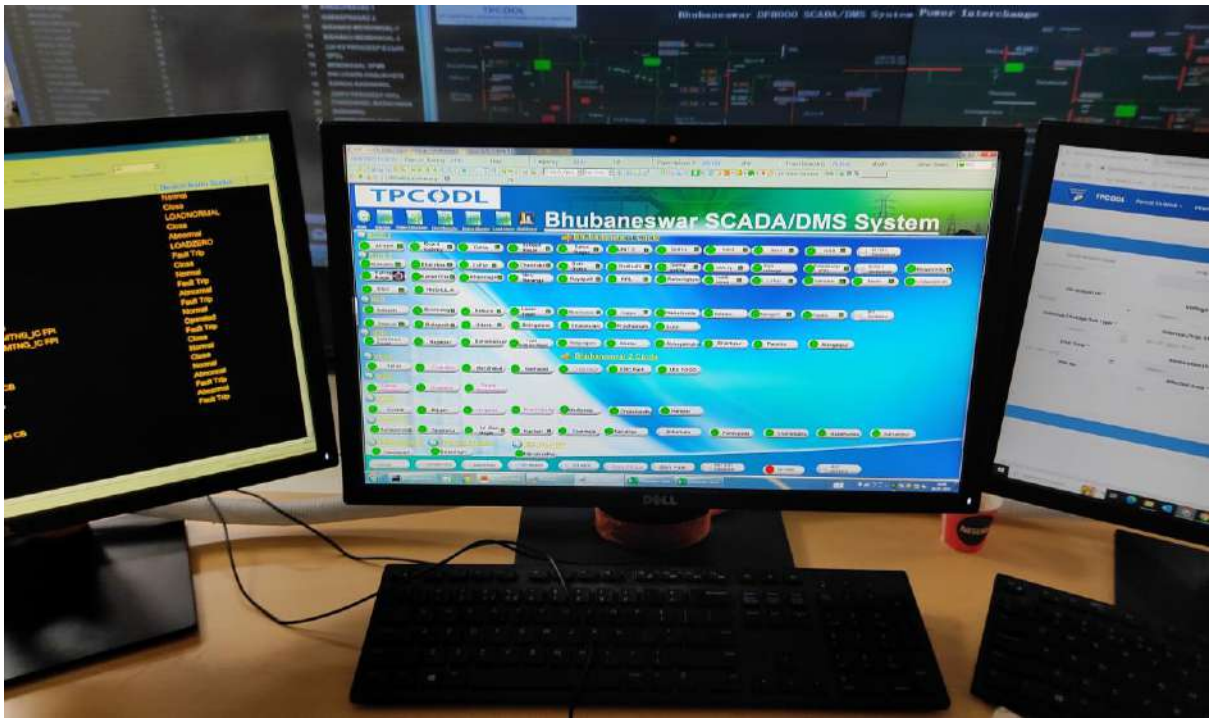

Customer care centre

DT metering

9.2 FIELD VERIFICATION DATA ON SAMPLE BASIS AS PER SOP:

Clause Details	Sub Clause Number	Subclause Details	Present Status	Documents Verified
Validation through sample data checks and field visits:	a. Validation of feeder data:	Based on data available in 11 kV Feeder meter at substation for a sample size of 10% for which documentary evidence to be captured in the audit report.	DC has provided metered data for 10% of feeders.	Backup data for 10% of feeders will be provided in PDF format.
	b. Validation of energy flow data and losses:	Min. 10 or 1% (whichever is higher) of DISCOM's input energy metering points between Transmission and 66kV/33kV/11kV distribution feeders by checking functional and communication status of meters etc.	DC has provided monthly energy input data for 10 numbers of T<>D interface meters.	Backup data for 10 nos sample of T<>D interface meters.
	For all Divisions with AT&C losses greater than 25% or at-least 1/3 of the total Divisions of DISCOM	Total of min. 10 or 1% of metering points (whichever is higher) between 220-132-110- 66 /33 kV outgoing and 22kV-11kV-6.6kV-3kV incoming feeders/ direct end-consumer by checking functional and communication status of meters.	Following are the divisions with AT&C losses with greater than 25%: NED Nimapada, PED Puri, CED Cuttack, AED Athagarh, SED Salipur, KED-2 Marsaghai.	Backup data for 10 nos of outgoing feeders
		In an Urban High Loss Division, check 5 or 1% of Metering points (whichever is higher) at DTs where communicable meters were already installed under other schemes such as R-APDRP and IPDS.	Currently around 4500 DTR meters are installed and around 2400 meters are integrated with SAP.GIS mapping of consumers on balance DTRs is under way.	
		Total of min. of 10 or 1% of metering points (whichever is higher) between 11kV/6.6kV feeders and DTs by checking functional and Communication status of meters.	DC has provided data for 420 functional meters of 11KV feeders.	
Validation through sample data	For all Divisions with AT&C losses	Foot survey of feeder to check for thefts/ hooking etc.	Thefts and hooking cases for 6 divisions which have more than 25% AT&C losses are provided by DC.	Sample reports have been collected.

Clause Details	Sub Clause Number	Subclause Details	Present Status	Documents Verified
checks and field visits:	greater than 25% or at-least 1/3 of the total Divisions of DISCOM		DC has recording inspection reports of field surveys in SAP system.	
		Verify metering and connection status of min. of 10 or 2% consumers of the Division (whichever is higher) of the following category of consumers – Agriculture (Metered and Un-metered), Govt. category connection (ULB, RLB etc.), and LT Industrial.	DC will provide the 2% consumers of the Division (whichever is higher) of the following category of consumers – Agriculture (Metered and Un-metered), Govt. category connection (ULB, RLB etc.), and LT Industrial.	Sample reports have been collected.

- **11 kV Feeder meter data:**

  Meter dumps data is provided as **Annexure – 4** for 420 number of feeders.

- **Input energy metering points between Transmission and distribution feeders:**

  Sample size of energy input data of T<>D interface meters data is provided on monthly basis as an **Annexure – 7**.

- **Metering points between outgoing and incoming feeders:**

  Sample size of metering points data is provided as **Annexure – 8.**

- **Foot survey of feeder data:**

  DC has a team to do such foot survey activities to find out the theft cases on daily basis. They are maintaining the foot survey data on circle-wise and they are the amount form the consumers. Foot survey data for all the 5 circles with collected amount data is provided as **Annexure – 9.**

ANNEXURE – 1

(Bulk Supply Agreement)

Dated

GRIDCO

TP Central Odisha Distribution Limited

BULK SUPPLY AGREEMENT

भारतीय गैर न्यायिक

एक सौ रुपये Rs. 100

रु. 100 ONE HUNDRED RUPEES

सत्यमेव जयते

भारत INDIA

INDIA NON JUDICIAL

ଓଡ଼ିଶା ओड़िशा ODISHA L 687483

THIS BULK SUPPLY AGREEMENT is made on the ...30...th day of ..JUNE, 2020

BETWEEN:

GRIDCO Limited, a government company incorporated under the provisions of Companies Act, 1956 with **CIN L40109OR1995SGC003960** having its registered office at Janpath, Bhoi Nagar, Bhubaneswar, Odisha 751022, acting through its authorized signatory Director (F & CA), duly authorized vide resolution dated30-05-2020passed by the Board of Directors, (**"GRIDCO"**), which term or expression shall, unless it be contrary to or repugnant to the context or meaning thereof, be deemed to mean and include its successors, administrators, legal representatives, nominees and assignees, of the First Part;

AND

TP Central Odisha Distribution Limited a company registered under the provisions of Companies Act, 2013,with **CIN U40100OR2020SGC032901** having registered office at **GRIDCO AW Building, Janpath, Bhubaneswar-751022**, acting through its authorized signatory CEO, TPCODL, duly authorized vide resolution dated 01-06-2020passed by the Board of Directors, **(TPCODL),** which term or expression shall, unless it be contrary to or repugnant to the context or

GRIDCO Limited Bhubaneswar

TP CENTRAL ODISHA DISTRIBUTION TP CODL ESTD-2020

29-5-2020

DISTRICT TREASURY
KHURDA, BHUBANESWAR
28 MAY 2020
ADDL. TREASURY OFFICER

29-5-2020

NIRANJAN NANDI
STAMP VENDOR
BHUBANESWAR COURT
REGD. L. No.-3/92
ID No.-8

SIGNATURE OF PURCHASER

meaning thereof, be deemed to mean and include its successors, administrators, legal representatives, nominees and assignees, of the Second Part;

WHEREAS:

(A) The Odisha Electricity Regulatory Commission (**"Commission"**) has been constituted under the Orissa Electricity Reform Act, 1995 (**"the Reform Act"**) for the purposes of regulating the electricity industry in the State of Odisha including the issue of licenses to undertake transmission or supply of electricity in the State.

(B) Pursuant to the Commission's order dated **26.05.2020** the Central Electric Supply Utility of Odisha (**"CESU"**) has been vested to the **TPCODL** as per provisions of Section 21 of the Electricity Act 2003 (**"Act"**).

(C) GRIDCO the, holder of Bulk Supply License No. (No. 2/97) (**"Bulk Supply License"**) granted by the Commission, is a Deemed Trading Licensee under 5th Proviso to Section 14 of the Act.

(D) GRIDCO is engaged in the business of purchase of electricity in bulk from various generators located in & outside Odisha and the State share of power from the Central Generators for supply in bulk to the four Electricity Distribution Utilities in the State of Odisha. (**"Bulk Supply Business"**)

(E) **TPCODL** is the holder of a distribution and retail supply license vide OERC's Order in Case No. 21/2006.(**"Retail Supply License"**) granted by the Commission vide order dated 27.10.2006. In accordance with the said order, the **TPCODL** conducts its business of distribution and retail supply of electricity (**"the Retail Supply Business"**) in the central zone of Odisha covering distribution circles of Bhubaneswar, Cuttack, Paradeep, and Dhenkanal in the State of Odisha (**"Area of Supply"**).

(F) Pursuant to Section 26(5) of the Reform Act and in accordance with the relevant provisions of the Bulk Supply License, GRIDCO has implemented a Bulk Supply Price as determined and made applicable by the Commission from time to time.

GRIDCO Limited Bhubaneswar-22

TP CENTRAL ODISHA DISTRIBUTION LIMITED TP CODL ESTD-2020

(G) In accordance with the OERC (Conduct of Business) Regulations, 2004 and other related Regulations and as per Section 86 (1)(a) & (b) and other applicable provisions of the Act, GRIDCO will file with the Commission full details of its calculation of the expected aggregate revenue from charges which it believes to have been permitted to recover in accordance with the terms of the Bulk Supply Price which GRIDCO shall be entitled to charge **TPCODL** and the terms and conditions thereof.

(H) In accordance with the Bulk Supply License and the Retail Supply License, GRIDCO has undertaken to supply to the **TPCODL** its entire demand of power (**"Bulk Electricity"**).The **TPCODL** has undertaken to purchase the Bulk Electricity from GRIDCO at the Bulk Supply Price.

(I) The Parties are bound to conduct their respective businesses subject to and in accordance with the regulatory control and supervision of the Commission and are required to follow the standards and codes of conduct and operation, which the Commission may from time to time prescribe.

(J) Subject to the provisions of the Act and the Regulations made thereunder, the Parties wish to record the agreement reached between them in regard to the supply of Bulk Electricity, the arrangements for invoicing by GRIDCO and payment by **TPCODL** and for other matters connected therewith.

GRIDCO Limited Bhubaneswar-751

TP CENTRAL ODISHA DISTRIBUTION LIMITED TP CODL ESTD-2020

NOW THEREFORE IT IS AGREED, DECLARED, COVENANTED AND RECORDED BY AND BETWEEN THE PARTIES HERETO AS FOLLOWS:

1. **Definitions and Interpretation:**

1.1. In this Agreement (including the recitals), unless the context otherwise requires, the following terms shall have the meanings given to them below:-

1.1.1. **"Act"** shall mean Electricity Act, 2003.

1.1.2. **"Annual Notice"** shall have the meaning as ascribed to it in Clause 3.1.1

1.1.3. **"Area of Supply"** means the geographic area specified in the Retail Supply Licence;

1.1.4. **"Bank"** means a Scheduled Commercial Bank referred to in Clause 6.1;

1.1.5. **"Bill Disagreement Notice"** shall have the meaning ascribed to it in Clause 5.2.4

1.1.6. **"Bill Dispute Notice"** shall have the meaning ascribed to it in Clause 5.2.2

1.1.7. **"Bulk Electricity"** means electrical energy provided by GRIDCO at the points of Connection of transmission system to **TPCODL**;

1.1.8. **"Bulk Supply Business"** means the business of bulk supply of electricity in the State of Odisha;

1.1.9. **"Bulk Supply Licence"** means the Bulk Supply Licence 1997 (No. 2/97) granted to GRIDCO by the Commission;

1.1.10. **"Bulk Supply Price"** means the price in respect of the supply of Bulk Electricity approved or determined by the Commission and in effect from time to time in accordance with the Electricity Act, 2003 and the Bulk Supply Licence;

1.1.11. **"CESU"**means the utility operating under Central Electricity Supply Utility of Orissa (Operation and Management) Scheme, 2006 (**"the**

GRIDCO Limited Bhubaneswar-22

TP CENTRAL ODISHA DISTRIBUTION LIMITED TP CODL ESTD-2020

Scheme") formulated by the Commission under Section 22 of the Act.

1.1.12. **"Commission"** means the "Odisha Electricity Regulatory Commission";

1.1.13. **"Connection"** means

a) each point of interconnection from time to time between the Transmission System and the Distribution System (being at an outgoing feeder gantry of the relevant substation); or

b) (in the case of EHT Consumers) each point of interconnection between the Transmission System and the EHT Consumers' equipment (being either at an incoming feeder gantry or terminal at the relevant EHT Consumers' premises or at an outgoing feeder gantry of the relevant substation).

1.1.14. **"Consumer"** means an end or final user of electricity and includes:-

a) Any person whose premises are connected, for the purposes of receiving supply of electrical energy, to the Distribution System; and

b) Any person whose premises are connected to the Transmission System for the purpose of receiving a supply of electrical energy at voltage of above 33 kV, which supply is not resold by such person.

1.1.15. **"Current Dues"** means the monthly bulk supply bill dues along with the debit or credit bulk supply bill(s) so raised along with the monthly bulk supply bill dues.

1.1.16. **"Distribution System"** means the system of wires and associated facilities between the delivery points on the transmission lines or the generating station connection and the point of connection to the installation of the consumers, which is owned and operated by **TPCODL**

1.1.17. **"Due Date"** means thirty (30) days from the date of presentation of Monthly Bill of Supply;

1.1.18. **"Eastern Grid"** means the integrated transmission system in the Eastern Region comprising of the States of Odisha, Bihar, Jharkhand, West Bengal, Chhattisgarh and Sikkim;

1.1.19. **"Effective Date"** shall mean the date on which the utility of CESU would be vested in the **TPCODL** pursuant to a vesting order of the Commission;

1.1.20. **"Force Majeure"** has the meaning given to it in Clause 9;

1.1.21. **"Grid Code"** means the code specified by the Commission under clause (h) of sub-section (1) of section 86 of the Electricity Act 2003;

1.1.22. **"Letter of Credit"** shall have the meaning ascribed to it in Clause 6.1

1.1.23. **"Monthly Bill of Supply"** means any bill of supply prepared and delivered by GRIDCO to **TPCODL** pursuant to Clause 5.1;

1.1.24. **"Monthly Notice"** shall have the meaning as ascribed to it in Clause 3.1.4;

1.1.25. **"Operating Procedures"** means the operating procedures agreed from time to time in accordance with the provisions of Clause 8;

1.1.26. **"OPTCL"** means Odisha Power Transmission Corporation Limited;

1.1.27. **"Party"** means the party to this Agreement;

1.1.28. **"Performance Guarantee"** means the bank guarantee no. **2001261BGP00039 dated 13.01.2020** or any replacement/renewal thereof, provided by TPCL on behalf of the **TPCODL** to the Commission pursuant to terms of the Request for Proposal dated 24.11.2017.

GRIDCO Limited Bhubaneswar-22

TP CENTRAL ODISHA DISTRIBUTION LIMITED TP CODL ESTD-2020

1.1.29. **"Power Supply Requirements"** means, in respect of any period, the projected demand of Consumers for electrical energy within the Area of Supply during such period;

1.1.30. **"Provisional Annual Notice"** shall have the meaning as ascribed to it in Clause 3.1.1;

1.1.31. **"Regulations"** means any directions, regulations, orders and/or instructions of the Commission from time to time and any rule, regulation or code from time to time governing and/or regulating the functions of any supply licensee or transmission licensee under the Act.

1.1.32. **"Retail Supply"** means supply of electricity to Consumers;

1.1.33. **"Retail Supply Business"** means the business of sale of electricity by the **TPCODL** to the category of consumers within its Area of Supply in accordance with the terms of Retail Supply License for distribution of electricity;

1.1.34. **"Retail Supply License"** means the distribution and retail supply license granted to **TPCODL** by the Commission;

1.1.35. **"Retail Supply Licensee"** means any person holding a license for the distribution and retail supply of electricity granted by the Commission

1.1.36. **"Retail Supply Tariff"** means the tariff in respect of the Retail Supply by **TPCODL** approved or determined by the Commission and in effect from time to time in accordance with Section 62 of the Act and the Retail Supply License;

1.1.37. **"SLDC"** means Odisha State Load Dispatch Centre;

1.1.38. **"Supply Shortage"** means any circumstance whatsoever by reason of which GRIDCO's supplies of available, electrical energy are at any time insufficient to enable GRIDCO to meet **TPCODL's** actual demand at such time for Bulk Electricity and/or the actual demand at such time for electricity of any other Retail Supply Licensee;

GRIDCO Limited Bhubaneswar-22

TP CENTRAL ODISHA DISTRIBUTION LIMITED TP CODL ESTD-2020

1.1.39. **"Transmission System"** means the system consisting mainly of extra high voltage electric lines and associate equipment and substations having design voltage higher than 33 kV including any other system of lower voltage as the Commission may specifically recognize, owned or controlled by transmission licensee and used for the purposes of the transportation of electricity between the switchyards of two generating stations or from the switchyard of a generating station to a substation or between substations or to or from any external interconnection and includes all bays / equipment upto the interconnection with the distribution system and any plant, apparatus and meters owned or used in connection with the transmission of electricity but shall not include any part of a distribution system.

1.1.40. **"Year"** means any twelve (12) month period during the term of this Agreement which begins on 1st April in one calendar year and ends on 31st March in the following calendar year, provided that the period between Effective Date and the immediately succeeding 31st March as well as 1st April (when last occurring during the term of this Agreement) and the date on which this Agreement is terminated pursuant to Clause 10 shall be a year for the purposes of this Agreement.

1.2. **Interpretation**

1.2.1. In this Agreement the term 'Agreement', where the context so allows, shall include reference to the Operating Procedures.

1.2.2. References to Clauses and Schedules shall be to clauses of and schedules to this Agreement.

1.2.3. References to persons shall include companies, bodies corporate, unincorporated associations and partnerships.

1.2.4. All references in this Agreement to statutory provisions shall be construed as meaning and including references to:

GRIDCO Limited Bhubaneswar-22

TP CENTRAL ODISHA DISTRIBUTION LIMITED TP CODL ESTD-2020

(i) any statutory modification, amendment, consolidation or re-enactment made after the date of this Agreement and for the time being in force;

(ii) all statutory instruments or orders made pursuant to a statutory provision;

(iii) any rules, regulations, notifications etc. issued from time to time thereunder; and

(iv) any statutory provisions of which such statutory provisions are a modification, amendment, consolidation or re-enactment.

1.2.5. Except where the context otherwise requires, words denoting the singular shall include the plural, and words denoting any gender shall include all genders.

1.2.6. Headings, sub-headings, titles, sub-titles to Sections, Paragraphs and sub-Paragraphs are for information only and shall not form part of the operative provisions of this Agreement or the annexures hereto and shall be ignored in construing the same.

1.2.7. References to Sections, Paragraphs or sub-Paragraphs are unless the context otherwise requires, references to Sections, Paragraphs and sub-Paragraphs to this Agreement.

1.2.8. References to days, months and years are to calendar days, calendar months and calendar years, respectively.

1.2.9. The words "including", "include", "includes", "in particular" or "others" shall be construed without limitation, and shall not limit the generality of any preceding words.

1.2.10. If any provision is found to be void, voidable, invalid or unenforceable, but would be valid and enforceable if some part of it were deleted or the period or area of application reduced, then such provision shall apply with such modifications as may be necessary to make it valid.

1.2.11. Without prejudice to the foregoing, each of the provisions as set out in this Agreement is separate and distinct, and if any provision of this Agreement is held to be void, voidable, invalid

GRIDCO Limited Bhubaneswar

TP CENTRAL ODISHA DISTRIBUTION LIMITED TP CODL ESTD-2020

unenforceable, it shall not invalidate or affect the validity and enforceability of the remaining provisions of this Agreement.

1.2.12. In this Agreement (including the Recitals hereto) the terms set out in Article 1 shall, unless the context otherwise requires, have the meanings set out thereunder.

2. Term of the Agreement

2.1. This Agreement shall be deemed to have commenced on 01.06.2020 and shall continue until it is terminated as provided in Clause 10. In case of any difference or disagreement between the Parties in regard to any changes required from time to time to the terms of this Agreement, the same shall be resolved in accordance with Clause 12.

2.2. The terms of this Agreement shall stand modified or terminated automatically as per the Regulations which the Commission may specify from time to time in accordance with the functions and powers of the Commission under the Act. As soon as practicable following the Regulation of the Commission which has the effect of modifying the terms of this Agreement GRIDCO and OPERATING COMPANY shall agree to a revised version of this Agreement, incorporating the modified terms. Following agreement between the Parties that the revised version accurately reflects the relevant Regulation, the Parties shall execute the revised version.Irrespective of modification of terms of this Agreement, the modified terms shall come into force from the effective date of respective Regulations.

3. Power Supply Planning

3.1. **TPCODL** shall notify GRIDCO of its Power Supply requirements as follows:

3.1.1. The **TPCODL** shall deliver to GRIDCO, not later than five (5) months prior to the commencement of each Year, a notice (**"Provisional Annual Notice"**) detailing its provisional Power Supply Requirements for each month in such Year,

3.1.2. The **TPCODL** may provide a revised Annual Notice (**"Annual Notice"**) detailing its revised Power Supply Requirements for each

GRIDCO Limited Bhubaneswar-22

TP CENTRAL ODISHA DISTRIBUTION LIMITED TP CODL ESTD-2020

month in such a Year not later than three (3) months prior to the commencement of each Year.

3.1.3. In respect of the first Year, the Annual Notice shall be provided within thirty (30) days of the date of execution of this Agreement.

3.1.4. In addition to the Annual Notice, not later than fifteen (15) days prior to the commencement of each month, **TPCODL** shall deliver to GRIDCO a notice (**"Monthly Notice"**) detailing its Power Supply Requirements for that month.

3.1.5. In addition to the Annual Notices and the Monthly Notices, **TPCODL** shall, upon written request by GRIDCO, provide to GRIDCO such further information in connection with its Power Supply Requirements and in such form and in respect of such periods as GRIDCO shall reasonably require, in order to enable GRIDCO either to comply with its obligations under the Bulk Supply Licence and/or any Regulations or for planning purposes.

3.1.6. In addition to above, the **TPCODL** shall furnish the day ahead schedule to SLDC with a copy to GRIDCO as per the applicable regulations.

3.2. **TPCODL** shall ensure that the information in connection with its Power Supply Requirements provided to GRIDCO in accordance with Clause 3.1 shall represent the best estimate of its Power Supply Requirements for the relevant period, as at the date of delivery of such information.

3.3. Within thirty(30) days of receipt of Annual Notice and seven (7) days of receipt of Monthly Notice as per Article 3 of this Agreement, GRIDCO shall intimate the **TPCODL** of its ability to fully or partially meet the **TPCODL's** Power Supply Requirements.

3.4. If **TPCODL** becomes aware of any material inaccuracy in any information contained in any Annual Notice or in any Monthly Notice or in any further information provided to GRIDCO pursuant to Clause 3.1, **TPCODL** shall, as soon as practicable after becoming so aware, deliver to GRIDCO a Notice setting out the relevant corrections or revisions to the information previously provided and shall also provide an explanation for same.

GRIDCO shall promptly notify the **TPCODL** as and when it becomes aware of any material inaccuracy in any information contained in any Annual Notice or in any Monthly Notice or in any further information provided by **TPCODL** under Article 3 of this Agreement.

4. **Conditions of sale and supply of electrical energy by GRIDCO.**

4.1. The Parties acknowledge and accept that:

4.1.1. GRIDCO acts in an intermediary capacity as a bulk purchaser of electrical energy from generating companies and other sources and, in turn, effects the supply of Bulk Electricity procured from such sources to **TPCODL**, other Retail supply Licensees and other parties in accordance with the Bulk Supply Licence and/or directions of the Commission from time to time and other Regulations.

4.1.2. GRIDCO's ability to supply Bulk Electricity to **TPCODL** is, in the absence of defaults or failures solely attributable to GRIDCO, dependent upon, and inter-related to GRIDCO securing sufficient electrical energy from generating companies and other relevant sources and in essence both are back to back arrangements with all the consequences of one flowing to the other.

4.1.3. **TPCODL**, in turn, acts in an intermediary capacity and purchases electrical energy from GRIDCO at the Bulk Supply Price in order to enable it to effect Retail Supply.

4.1.4. In order to fulfill its obligation as the bulk supplier in the State, GRIDCO has signed PPAs to meet the existing as well as future demand of power for the Retail Supply Licensees. As of 03.03.2020 the list of PPAs tied up by GRIDCO along with details such as quantum, supply start date and supply end date are as provided in **Annexure A**.

4.1.5. If in the opinion of GRIDCO, at any time during the term of license of the **TPCODL**, the PPAs provided in **Annexure A** may be insufficient to meet the power purchase requirement of the Retail Supply Licensees, then GRIDCO may sign additional PPAs with

GRIDCO Limited Bhubaneswar-22

TP CENTRAL ODISHA DISTRIBUTION LIMITED TP CODL ESTD-2020

prior consultation with the **TPCODL**, other Retail Supply Licensees and prior approval of the Commission. Such consultation with the **TPCODL** shall also be required in case GRIDCO signs any PPAs to procure power from renewable energy sources to fulfill its Renewable Purchase Obligation targets set under the regulations and orders of the Commission.

4.1.6. Till the time GRIDCO expresses its ability to meet the power purchase requirement of the **TPCODL** from the PPAs provided in **Annexure A** and any additional PPAs signed as per Clause 4.1.5 above, the **TPCODL** shall be obligated to meet the full extent of its power purchase requirement from such PPAs.

4.1.7. At any time, if GRIDCO conveys its inability to meet the power purchase requirement of the **TPCODL**, then the **TPCODL** may procure power from alternate source, provided that such alternate source is selected through a transparent and competitive process and with the prior approval of the Commission.

4.1.8. In case of expiry of the license period of **TPCODL** or revocation of the distribution license whichever is earlier, the power purchase agreement or similar arrangements entered into by the **TPCODL** pursuant to clause 4.1.7 above shall devolve onto the successor entity, subject to approval of the Commission in accordance with relevant laws prevailing at that time.

4.2. In acknowledging the circumstances in Clause 4.1. the Parties agree to the following:

4.2.1. At any time a Supply Shortage occurs, GRIDCO shall endeavour, to the extent practicable and economic, to allocate its available supplies of electrical energy, (subject from time to time to any limitations and/or constraints of the Transmission System and to the rules of the Eastern Grid, the requirements of the Grid Code, restrictions imposed by SLDC and prudent utility practices) in an appropriate and non-discriminatory manner amongst **TPCODL**, the other Retail Supply licensees and other long term purchasers and,

GRIDCO Limited Bhubaneswar-22

TP CENTRAL ODISHA DISTRIBUTION LIMITED TP CODL ESTD-2020

except where the Commission finds a breach solely or primarily attributable to GRIDCO, GRIDCO shall not be liable to compensate **TPCODL** for any such Supply Shortage for any reason whatsoever.

4.2.2. Provided however GRIDCO agrees to equitably share, through subsequent approved ARR of GRIDCO, with **TPCODL**, the other Retail Supply licensees and other long term purchasers any compensation GRIDCO receives from the generating companies, other suppliers or any other person for such Supply Shortage.

5. **Calculation and Payment of Charges**

5.1. After the end of each calender month GRIDCO shall prepare and deliver to **TPCODL** a bill of supply (a **"Monthly Bill of Supply"**) in accordance with the Bulk Supply Price specifying all the amounts payable by **TPCODL** to GRIDCO under the terms of this Agreement or otherwise as per the directions of the Commission. GRIDCO shall give requisite details of the calculation of charges in respect of the relevant month in each Monthly Bill of Supply.

GRIDCO shall also claim/adjust the debit or credit bill of supply, if any for the preceding month(s) along with the Monthly Bill of Supply

5.2. The amount of each Monthly Bill of Supply shall become payable by **TPCODL** on the date falling thirty (30) days after the receipt of such Monthly Bill of Supply (**"Due Date"**), whereupon **TPCODL** shall pay the full amount of such Monthly Bill of Supply to GRIDCO without deduction, set-off or withholding on any account whatsoever, other than on following accounts specified in Clause 5.3below, unless otherwise agreed between GRIDCO and **TPCODL** or required under prevailing law or any order of the Commission.

5.3. Deduction, set-off or withholding of payment would be permitted only under the following conditions:

a) Rebate for prompt payment

b) To the extent of any amount owed by GRIDCO to Operating Company, as allowed by the Commission or acknowledged as payable by GRIDCO

GRIDCO Limited Bhubaneswar-22

TP CENTRAL ODISHA DISTRIBUTION LIMITED TP CODL ESTD-2020

5.4. **Disputed Bill**

5.4.1. If a Party does not dispute a Monthly Bill of Supply raised by the other Party by the Due Date, such Monthly Bill of Supply shall be taken as conclusive.

5.4.2. If a Party disputes the amount under a Monthly Bill of Supply, that Party shall, within fifteen (15) days of receiving such Monthly Bill of Supply, issue a notice (**"Bill Dispute Notice"**) to the invoicing Party setting out:

(a) the details of the disputed amount;

(b) its estimate of what the correct amount should be; and

(c) all written material in support of its claim.

5.4.3. If the invoicing Party agrees to the claim raised in the Bill Dispute Notice issued pursuant to clause 5.4.2, the invoicing Party shall revise such Monthly Bill of Supply within seven (7) days of receiving the Bill Dispute Notice. The disputing Party shall thereafter within seven (7) days of receiving the revised Monthly Bill of Supply from the invoicing Party or the Due Date whichever is later, make the payment thereunder, and if the disputing Party has already made the excess payment, the invoicing Party shall refund to the disputing Party such excess amount within fifteen (15) days of receiving the Bill Dispute Notice. In such a case excess amount shall be refunded along with interest at the same rate as delayed payment surcharge determined as per clause 5.6, which shall be applied from the date on which such excess payment was made by the disputing Party to the invoicing Party and up to and including the date on which such payment has been received as refund.

5.4.4. If the invoicing Party does not agree to the claim raised in the Bill Dispute Notice issued pursuant to 5.4.2, it shall, within ten (10) days of receiving the Bill Dispute Notice, furnish a notice (**"Bill Disagreement Notice"**) to the disputing Party providing:

(a) reasons for its disagreement;

GRIDCO Limited Bhubaneswar-22

TP CENTRAL ODISHA DISTRIBUTION LIMITED TP CODL ESTD-2020

(b) its estimate of what the correct amount should be; and

(c) all written material in support of its counter-claim.

5.4.5. Upon receipt of the Bill Disagreement Notice by the disputing Party under clause 5.4.4, authorized representative(s) or a director of the board of directors/ member of board of the disputing Party and the invoicing Party shall meet and make best endeavors to amicably resolve such dispute within fifteen (15) days of receipt of the Bill Disagreement Notice.

5.4.6. If the Parties do not amicably resolve the dispute within fifteen (15) days of receipt of Bill Disagreement Notice pursuant to 5.4.4, then the aggrieved Party may approach the Commission for dispute resolution in accordance with Clause 12. The Parties shall be bound by the decision of the Commission, including in regard to delayed payment surcharge, if any directed to be paid by the Commission.

5.4.7. If a dispute regarding a Monthly Bill of Supply is settled pursuant to 5.4.5 or by the dispute resolution mechanism provided in this Agreement in favour of the Party that issues a Bill Dispute Notice, the other Party shall refund the amount, if any incorrectly charged and collected from the disputing Party or pay as required, within five (5) days of the dispute either being amicably resolved by the Parties pursuant to clause 5.4.5 or settled by dispute resolution mechanism along with interest at the same rate as delayed payment surcharge determined as per clause 5.6 from the date on which such payment had been made to the invoicing Party or the date on which such payment was originally due, as may be applicable.

5.4.8. For the avoidance of doubt, it is clarified that despite a dispute regarding a Monthly Bill of Supply, the **TPCODL** shall, without prejudice to its right to dispute, be under an obligation to make payment, of the same within the Due Date.

GRIDCO Limited Bhubaneswar-22

TP CENTRAL ODISHA DISTRIBUTION LIMITED TP CODL ESTD-2020

5.5. If payment either through Letter of Credit or by cash or by RTGS/NEFT is made by the **TPCODL** to GRIDCO within due date, the **TPCODL** shall be allowed rebate as per the prevalent regulations, or orders of the Commission or as per any mechanism put in place by GRIDCO pursuant to regulations or orders of the Commission on the matter.

5.6. If payment is not received by GRIDCO on or before the Due Date, **TPCODL** shall pay to GRIDCO a delayed payment surcharge determined as per the prevalent regulations, or orders of the Commission or as per any mechanism put in place by GRIDCO pursuant to regulations or orders of the Commission on this matter.

5.7. Further, if there is undisputed outstanding bulk supply bill due, the payment so made by the **TPCODL** shall be first adjusted by GRIDCO against the delayed payment surcharge, then towards the arrear dues and balance towards the current dues.

6. **Payment Security Mechanism**

6.1. The **TPCODL** shall provide to GRIDCO, not later than thirty (30) days from the date of signing this Agreement, an unconditional, revolving and irrevocable letter of credit (**"Letter of Credit"**)from a Scheduled Commercial Bank in India having operations in Bhubaneswar(**"Bank"**) for an amount equivalent to two (2) months of average Monthly Bill of Supply amount for the relevant year for which the Letter of Credit is issued in accordance with the provisions of this Agreement. The Letter of Credit shall be invocable at any branch in Bhubaneswar city.

6.2. The Letter of Credit shall be a stand by one and in the event of **TPCODL's** failure to pay the Monthly Bill of Supply by the Due Date, GRIDCO may, in its discretion, invoke the Letter of Credit for recovery of the amount due as per Clause 6.1. above, whereupon the Bank issuing the Letter of Credit shall, without any reference to the **TPCODL**, pay the amount to GRIDCO upon submission of following documents namely:

GRIDCO Limited Bhubaneswar-22

TP CENTRAL ODISHA DISTRIBUTION LIMITED TP CODL ESTD-2020

a) a copy of the Monthly Bill of Supply which has remained unpaid; and

b) a certificate from GRIDCO to the effect that the Monthly Bill of Supply is in accordance with this Agreement and has remained unpaid.

6.3. The first Letter of Credit shall be valid up to the 31st March next following the date of its issue and thereafter shall be renewed on an annual basis valid and operative for the following Year. At the time of every renewal, the amount of Letter of Credit shall be modified to reflect the revision in Monthly Bill of Supply amount for that relevant year of supply of power. Advice of the renewal shall be duly secured from the Bank by **TPCODL** and furnished to GRIDCO, at least two (2) months prior to the commencement of the relevant year.

6.4. The **TPCODL** shall ensure the existence of Letter of Credit at all times during the terms of this Agreement.

6.5. In the event that the amount covered by the Letter of Credit is at any time insufficient for recovery of payment due against the Monthly Bill of Supply, the **TPCODL** shall, within a period of seven (7) days from the date on which such shortfall occurred, cause the Letter of Credit to be replenished and reinstated to the extent specified in Clause 6.1.

6.6. There shall be no restriction on the number of times a Letter of Credit may be utilised under the terms of the relevant Letter of Credit, provided that GRIDCO shall not be entitled to utilize the Letter of Credit for amount in excess of the sum payable (together with interest thereon on any delayed payment surcharge) or if it shall already have received payment of the outstanding sum. In case GRIDCO is not able to recover its dues through the Letter of Credit mechanism, GRIDCO shall approach the Commission with a request to encash the Performance Guarantee, furnished by TPCL, to the extent of shortfall in recovering the dues payable by **TPCODL** to GRIDCO. Encashment of the Performance Guarantee shall be at the sole discretion of the Commission.

GRIDCO Limited Bhubaneswar-22

TP CENTRAL ODISHA DISTRIBUTION LIMITED TP CODL ESTD-2020

7. **Collection in first (1st)month of operations**

7.1. **TPCODL** is liable to collect the revenue billed amount from current live consumers in its first (1st) month of operations from the Effective Date.

7.2. From this collected amount, **TPCODL** is required to pay directly to GRIDCO, the Bulk Supply Price for the last month prior to the Effective Date, on account of the power procured by CESU from GRIDCO.

7.3. Any excess collection made by the **TPCODL** over and above the Bulk Supply Price of the last month prior to Effective Date on account of power procured from GRIDCO by CESU, shall be dealt with in accordance with orders of the Commission.

8. **Operating Agreements, connection and metering**

8.1. The Parties acknowledge and accept that they are bound by the Regulations including the Grid Code. The Parties shall conduct their respective Businesses in accordance with the terms of the same.

8.2. Subject to Clause 8.1, the Parties shall co-ordinate with each other on a regular basis in order to resolve all operational issues, including connection, metering, load shedding and other day to day matters and for the said purpose shall form such co-ordination committees consisting of such officers as the Parties may mutually agree.

8.3. The co-ordination committees established by the Parties pursuant to Clause 8.2 shall agree on a set of Operating Procedures, which will regulate relations between the Parties in respect of connection of the Distribution System to the Transmission System, the repair and maintenance of points of Connection, billing and metering and the making available of data and evidence relating to metering. The Operating Procedures agreed by the co-ordination committees may be amended from time to time by agreement between the Parties. The Operating Procedures shall be in accordance with the Regulations, directions, orders and codes referred to in Clause 8.1.

GRIDCO Limited Bhubaneswar-22

TP CENTRAL ODISHA DISTRIBUTION LIMITED TP CODL ESTD-2020

8.4. In the event that there is any dispute relating to the agreement or implementation of the Operating Procedures the matter will be resolved in accordance with Clause 12.

9. **Force Majeure**

9.1. *"Force Majeure"* means any event or circumstance or combination of events or circumstances which is beyond the control of a Party and results in or causes the failure of that Party (**"non-performing Party"**) to perform any of its obligations under this Agreement, and includes:-

9.1.1. Act of God including lightning, drought, fire and explosion, earthquake, volcanic eruption, landslide, flood, cyclone, typhoon, tornado, geological surprises, or exceptionally adverse weather conditions which are in excess of the statistical measures for the last hundred (100) years; or

9.1.2. Any act of war, invasion, armed conflict or act of foreign enemy, blockade, embargo, revolution, riot, insurrection, terrorist or military action; or

9.1.3. Industry wide strikes and labour disturbances having a nationwide impact in India;

9.1.4. Any law, order, proclamation, regulation, ordinance, demand or requirements having legal effect of any government

9.1.5. Any other event beyond the reasonable control of the Party affected

9.2. Where a non-performing Party is unable to perform its obligations under this Agreement by reason of Force Majeure, the non-performing Party should notify the other Party as soon as practicable of the occurrence of Force Majeure event, identifying the nature of the event or circumstance of Force Majeure event, the expected duration of such Force Majeure event, the particular obligations of the non-performing Party which are affected by such Force Majeure event and the period for which such obligations are expected to be so affected.

GRIDCO Limited Bhubaneswar-22

TP CENTRAL ODISHA DISTRIBUTION LIMITED TP CODL ESTD-2020

9.3. Subject to Clause 9.2, the obligations of the Parties under this Agreement shall be suspended only, to the extent that:-

(a) Such suspension is of no greater scope and no longer duration than is required by the effects of the relevant event or circumstance of Force Majeure; and

(b) The non-performing Party uses all reasonable efforts to remedy, as soon as practicable, its inability to perform the affected obligations.

9.4. Notwithstanding the occurrence of an event of Force Majeure, GRIDCO and **TPCODL** shall remain bound by the provisions of this Agreement, including (without limitation) the provisions of Clause 4.

9.5. In case of any costs accruing to a Party due to Force Majeure event, the matter shall first be referred to the chief executives (by any name called) of GRIDCO and **TPCODL** for amicable resolution. In case of any dispute, the matter shall be referred to the Commission for resolution in accordance with the powers conferred on the Commission by Section 86 of the Act.

10. **Termination**

10.1. This Agreement shall terminate automatically and without any requirement as to notice upon the earliest to occur of:

(a) Revocation by the Commission or other cancellation of the Bulk Supply Licence;

(b) Revocation by the Commission or other cancellation of the Retail Supply Licence;

(c) Expiry of the Bulk Supply Licence without renewal; and

(d) Expiry of the Retail Supply Licence without renewal.

10.2. If at any time **TPCODL** fails to pay the full undisputed amount of any Monthly Bill of Supply on the date on which the same shall have become payable in accordance with Clause 5 then:-

GRIDCO Limited Bhubaneswar-27

TP CENTRAL ODISHA DISTRIBUTION LIMITED TP CODL ESTD-2020

10.2.1. **TPCODL** shall pay GRIDCO a delayed payment surcharge in respect of the period from the due date for payment until the date of actual payment;

10.2.2. If the failure subsists for a period of sixty (60)days or more, GRIDCO shall be entitled to apply to the Commission for termination of this Agreement forthwith.

The rights of GRIDCO under this Clause 10.2 shall be cumulative and exclusive of each other and also without prejudice to the obligation of **TPCODL** under other provisions of this Agreement.

10.3. Upon the termination of this Agreement:

10.3.1. GRIDCO shall prepare and deliver to **TPCODL** a final bill of supply setting out all amounts which are then outstanding from **TPCODL** to GRIDCO whether pursuant to Clause 5 or otherwise, together with any costs incurred by GRIDCO in connection with the termination of the Agreement and;

10.3.2. **TPCODL** shall pay to GRIDCO, immediately upon service of such final bill of supply, without deduction, set-off or withholding on any account whatsoever, the full amount of such final bill of supply.

10.4. Clause 10.3 and the Dispute Resolution Procedure contained in Clause 12 and the Operating Procedures shall survive even after termination of this Agreement.

11. **Waiver of Rights**

11.1.1. No waiver of any breach of any term of this Agreement shall (unless expressly agreed in writing by the waiving party) be construed as a waiver of a future breach of the same term or as authorising a continuation of the particular breach.

11.1.2. No forbearance or failure by any Party to exercise or assert or claim any right or entitlement hereunder shall be construed (in the absence of a written agreement to waive or a written confirmation of a past waiver) as a waiver of that right or entitlement.

GRIDCO Limited Bhubaneswar-22

TP CENTRAL ODISHA DISTRIBUTION LIMITED TP CODL ESTD-2020

12. **Dispute Resolution**

Any dispute arising under or in connection with this Agreement unless otherwise provided for in the Operating Procedures shall first be referred to the chief executives (by any name called) of GRIDCO and **TPCODL**for amicable resolution within thirty (30) days, failing which the matter shall be referred to the Commission for resolution in accordance with the powers conferred on the Commission by Section 86 of the Act.

13. **Severability**

If any provision of this Agreement is or becomes invalid or unenforceable by the courts of any jurisdiction to which it is subject, such invalidity or unenforceability shall not prejudice the remaining provisions of this Agreement, which shall continue in full force and effect.

14. **Variations**

Variations to this Agreement shall be in writing and signed by both Parties with prior approval of the Commission.

15. **Assignment and Subcontracting**

15.1. Neither Party may assign or transfer any of its rights or obligations under this Agreement to any person without the written consent of the other, such consent not to be unreasonably withheld or delayed.

15.2. Subject to the requirements of law or any licence or any Regulation, either Party shall have the right, upon giving thirty (30) days' written notice to the other, to subcontract or delegate the performance of any of its obligations under this Agreement, provided that such subcontracting or delegation shall not relieve the relevant Party from responsibility to the other Party for the performance of any such obligations under this Agreement or liability of the other Party for non-performance.

16. **Notices**

16.1. Any notice or other communication given or made under or in connection with the matters contemplated by this Agreement shall be in writing and in the English language.

GRIDCO Limited Bhubaneswar-22

TP CENTRAL ODISHA DISTRIBUTION LIMITED TP CODL ESTD-2020

16.2. Any such notice or other communication shall be addressed as provided in Clause 16 and, if so addressed, shall be deemed to have been duly given or made as follows:

a) if sent by personal delivery, upon delivery at the address of the relevant Party; and

b) if sent by facsimile, on the date of transmission

c) on receipt if sent by email

PROVIDED THAT if, in accordance with the above provisions, any such notice or other communication is given or made outside working hours, then such notice or other communication shall be deemed to be given or made at the start of working hours on the next business day.

16.3. The relevant addressee, address, facsimile number, and address for electronic mail of each Party for the purposes of this Agreement, subject to Clause 16.4 are:

Sl No.	Name of the Party	Address	Facsimile No. / Email ID
01	Director (T&BD)	GRIDCO Ltd., Janpath, Bhubaneswar-751022	dir.trading@gridco.co.in
02	Chief Executive Officer	Tata Power Central Odisha Distribution Limited	mshenbag@ tpcentralodisha.com

16.4. A Party may notify the other Parties of a change to its name, relevant addressee, address or facsimile number or address for electronic mail for the purposes of Clause 16.3 PROVIDED THAT such notification shall only be effective on:

a) the date specified in the notification as the date on which the change is to take place; or

GRIDCO Limited Bhubaneswar-22

TP CENTRAL ODISHA DISTRIBUTION LIMITED TP CODL ESTD-2020

b) if no date is specified or the date specified is less than five (5) business days after the date on which notice is given, the date falling five (5) business days after notice of any such change has been given.

17. **Governing Law**

17.1. This Agreement shall be governed by Indian law in every aspects including formation and interpretation and even if executed by either Party outside India, shall be deemed to have been made in India. The formation, construction, performance and enforcement of this Agreement shall be strictly in accordance with Indian laws.

GRIDCO Limited Bhubaneswar-22

TP CENTRAL ODISHA DISTRIBUTION LIMITED TP CODL ESTD-2020

IN WITNESS WHEREOF THE PARTIES HAVE CAUSED THIS AGREEMENT TO BE EXECUTED BY THEIR RESPECTIVE DULY AUTHORISED OFFICERS AS OF THE DATE SET FORTH ABOVE.

SIGNED ON BEHALF OF

GRIDCO Limited

DIRECTOR (F&CA), GRIDCO Limited

GRIDCO Limited Bhubaneswar-22

SIGNED ON BEHALF OF

TP Central Odisha Distribution Limited

CHIEF EXECUTIVE OFFICER, TPCODL

TP CENTRAL ODISHA DISTRIBUTION LIMITED TP CODL ESTD-2020

ANNEXURE – 2

(Monthly Energy Bills)

GRIDCO

G R I D C O Limited

Registered Office: Janpath
Bhubaneswar-751022
CIN: U40109OR1995SGC003960

Bill of Supply

For TPCODL

April-2022

GRIDCO GSTIN:21AABCG5398P3Z3
Goods Description: Electricity
HSN Code: 27160000
Ref No: GR/BS/22-23/ 034

Date: 05-May-22
Pay By Date: 04-Jun-22

The Chief Executive Officer
TP Central Odisha Distribution Limited
2nd Floor, IDCO Tower, Janpath
Bhubaneswar - 751022, Odisha
GSTIN: 21AAHCT8404D1ZQ

A. Total Energy for the month	947.705085 MU
B. SMD approved by OERC	17,40,000 kVA
SMD permitted by OERC	19,14,000 kVA
Actual SMD occurred	17,76,574 kVA
Excess SMD drawal	0 kVA

Item No			Amount (Rs.)
1	**Current Charges:**		
	(a) Bulk Supply Price @ 300 Paise per kWh for the Energy	2,84,31,15,255.00	
	(b) Excess Demand Charge @ Rs 250 per kVA	0.00	
	Sub Total: (a+b)		2,84,31,15,255.00
2	**Debit/Credit Bills:**		
	Debit/Credit Bill for the month of _____ vide Bill No. _____ Dtd._____	0.00	
	Sub Total: (a+b)		0.00
3	Total Current Charges: Items (1+2)		2,84,31,15,255.00
4	Add Late Payment Surcharge for the month of Apr-2022 (Annex-6)		
5	Add: Previous amount outstanding :-		
	(i) Outstanding energy charges	3,89,99,63,298.00	
	(ii) Outstanding LPS	14,82,00,000.00	
	Total Previous Outstanding: (i+ii)		4,04,81,63,298.00
6	Less payment received during the month		
	(a) Amount received against Feb' 22 bill	1,55,13,43,071.00	
	(b) Rebate allowed on Feb'22 bill	1,56,85,818.00	
	(c) TDS on Feb' 22 Bill	15,52,896.00	
	(d) Amount received towards Arrear Dues	0.00	
	(e) Other Adjustment (if any)	0.00	
	Total Payment and Adjustment: (a+b+c+d+e)		(1,56,85,81,785.00)
7	Total amount claimed through this bill: items (3 to 6)		5,32,26,96,768.00
	(Rounded off to the nearest Rupee)		5,32,26,96,768.00

(Rupees five hundred thirty two crore twenty six lakh ninety six thousand seven hundred sixty eight only)

Checked by

For & on behalf of GRIDCO

DGM (F), PP

DGM (EBC)

Sr.GM (T&BS)

Note:

1 The BSP Bill of Supply for the month has been prepared in line with the Bulk Supply Agreement executed with TPCODL and ARR & BSP Order dated 24.03.2022 in Case No 107/2021.

2 The billing for Bulk Supply of Power has been done based on the actual energy consumption statement provided by SLDC and in line with the Clause No. 388 of the BSP order Dt.24.03.2022 of GRIDCO for FY-2022-23 in Case No.107/2021 in the matter of overdrawal by the DISCOMs and as per the rates stipulated at Clause No.384 & 392 of the said BSP Order.

3 In line with the decisions of the 98th & 99th PSOC Meetings and discussions held among GRIDCO, SLDC & WESCO Utility in the chamber of CGM(PP), in the Meeting Dtd.29.08.2016, the Energy Import by Solar Entities has been deducted from the Energy Import Figure of DISCOMs.

4 Rebate for prompt payment & Delayed Payment Surcharge shall be admissible/imposed as per the Clause No. 389 & 390 of BSP Order of GRIDCO Dt.24/03/2022 in case No.107 of 2021 of OERC and relevant provisions of Bulk Supply Agreement executed with TPCODL.

5 In case of any default in monthly BSP dues by the DISCOMs, they are liable for imposition of power regulation to the extent of non payment of monthly BSP dues as per Clause No. 385 of the BSP Order.

6 Statutory levy/duty/tax/cess/toll etc. imposed under any law from time to time shall be charged over and above the bulk supply price fixed by the Commission as per Clause No. 391 of the BSP Order.

7 Discrepancy, if any, found later on, towards the billing will be taken into account.

8 **Details of the Annexures -**

Annexure 1	Energy Flow Statement	**Annexure 2**	Station Consumption statement
Annexure 3	Open Access Statements	**Annexure 4**	Main/Check Comparison of Solar Plants
Annexure 5	Energy Accounting Statement of SLDC	**Annexure 6**	Delayed Payment Surcharge
Annexure 7	Rebate Statement	**Annexure 8**	Billing Consideration Statement
Annexure 9	Billing information Statement		

G R I D C O Limited
Registered Office: Janpath
Bhubaneswar-751022
CIN: U40109OR1995SGC003960

Bill of Supply
For TPCODL
May-2022

GRIDCO GSTIN:21AABCG5398P3Z3
Goods Description: Electricity
HSN Code: 27160000
Ref No: GR/BS/22-23/ 051

Date: 04-Jun-22
Pay By Date: 04-Jul-22

The Chief Executive Officer
TP Central Odisha Distribution Limited
2nd Floor, IDCO Tower, Janpath
Bhubaneswar - 751022, Odisha
GSTIN: 21AAHCT8404D1ZQ

A. Total Energy for the month	979.209065 MU
B. SMD approved by OERC	17,40,000 kVA
SMD permitted by OERC	19,14,000 kVA
Actual SMD occurred	20,68,330 kVA
Excess SMD drawal	1,54,330 kVA

Item No			Amount (Rs.)
1	**Current Charges:**		
	(a) Bulk Supply Price @ 300 Paise per kWh for the Energy	2,93,76,27,195.00	
	(b) Excess Demand Charge @ Rs 250 per kVA	3,85,82,500.00	
	Sub Total: (a+b)		2,97,62,09,695.00
2	**Debit/Credit Bills:**		
	Debit/Credit Bill for the months from Aug-21 to Mar-22 vide Bill Nos. GR/BS/22-23/049-056 Dtd 23.05.2022	2,06,73,112.00	
	Sub Total: (a+b)		2,06,73,112.00
3	**Total Current Charges: Items (1+2)**		2,99,68,82,807.00
4	**Add Late Payment Surcharge for the month of May-2022 (Annex-6)**		
5	**Add: Previous amount outstanding :-**		
	(i) Outstanding energy charges	5,17,44,96,768.00	
	(ii) Outstanding LPS	14,82,00,000.00	
	Total Previous Outstanding: (i+ii)		5,32,26,96,768.00
6	**Less payment received during the month**		
	(a) Amount received against Mar' 22 bill	2,30,57,59,630.00	
	(b) Rebate allowed on Mar'22 bill	2,33,13,815.00	
	(c) TDS on Mar' 22 Bill	23,08,068.00	
	(d) Amount received towards Arrear Dues	0.00	
	(e) Other Adjustment (if any)	0.00	
	Total Payment and Adjustment: (a+b+c+d+e)		(2,33,13,81,513.00)
7	**Total amount claimed through this bill: Items (3 to 6)**		5,98,81,98,062.00
	(Rounded off to the nearest Rupee)		5,98,81,98,062.00

(Rupees five hundred ninety eight crore eighty one lakh ninety eight thousand sixty two only)

Checked by

For & on behalf of GRIDCO

DGM (F), PP | DGM (EBC) | Sr.GM (T&BS)

Note:

1 The BSP Bill of Supply for the month has been prepared in line with the Bulk Supply Agreement executed with TPCODL and ARR & BSP Order dated 24.03.2022 in Case No 107/2021.

2 The billing for Bulk Supply of Power has been done based on the actual energy consumption statement provided by SLDC and in line with the Clause No. 388 of the BSP order Dt.24.03.2022 of GRIDCO for FY-2022-23 in Case No.107/2021 in the matter of overdrawal by the DISCOMs and as per the rates stipulated at Clause No.384 & 392 of the said BSP Order.

3 In line with the decisions of the 98th & 99th PSOC Meetings and discussions held among GRIDCO, SLDC & WESCO Utility in the chamber of CGM(PP), in the Meeting Dtd.29.08.2016, the Energy Import by Solar Entities has been deducted from the Energy Import Figure of DISCOMs.

4 Rebate for prompt payment & Delayed Payment Surcharge shall be admissible/imposed as per the Clause No. 389 & 390 of BSP Order of GRIDCO Dt.24/03/2022 in case No.107 of 2021 of OERC and relevant provisions of Bulk Supply Agreement executed with TPCODL.

5 In case of any default in monthly BSP dues by the DISCOMs, they are liable for imposition of power regulation to the extent of non payment of monthly BSP dues as per Clause No. 385 of the BSP Order.

6 Statutory levy/duty/tax/cess/toll etc. imposed under any law from time to time shall be charged over and above the bulk supply price fixed by the Commission as per Clause No. 391 of the BSP Order.

7 Discrepancy, if any, found later on, towards the billing will be taken into account.

8 **Details of the Annexures -**

Annexure 1	Energy Flow Statement	**Annexure 2**	Station Consumption statement
Annexure 3	Open Access Statements	**Annexure 4**	Main/Check Comparison of Solar Plants
Annexure 5	Energy Accounting Statement of SLDC	**Annexure 6**	Delayed Payment Surcharge
Annexure 7	Rebate Statement	**Annexure 8**	Billing Consideration Statement
Annexure 9	Billing Information Statement		

GRIDCO

G R I D C O Limited

Registered Office: Janpath
Bhubaneswar-751022
CIN: U40109OR1995SGC003960

Bill of Supply -Revised

For TPCODL
June-2022

GRIDCO GSTIN: 21AABCG5398P3Z3
Goods Description: Electricity
HSN Code: 27160000
Ref No: GR/BS/22-23/143

Date: 05-Jul-22
Pay By Date: 04-Aug-22

The Chief Executive Officer
TP Central Odisha Distribution Limited
2nd Floor, IDCO Tower, Janpath
Bhubaneswar - 751022, Odisha
GSTIN: 21AAHCT8404D1ZQ

A. Total Energy for the month	959.138795 MU
B. SMD approved by OERC	17,40,000 kVA
SMD permitted by OERC	19,14,000 kVA
Actual SMD occurred	18,91,492 kVA
Excess SMD drawal	0 kVA

Item No			Amount (Rs.)
1	**Current Charges:**		
	(a) Bulk Supply Price @ 300 Paise per kWh for the Energy	2,87,74,16,385.00	
	(b) Excess Demand Charge @ Rs 250 per kVA	0.00	
	Sub Total: (a+b)		2,87,74,16,385.00
2	**Debit/Credit Bills**		
	a) Debit Bill towards net export of energy from Rebate MHP of CPGC for FY 2020-21 vide Bill No GR/BS/22-23/09*	2,08,492.00	
	b) Credit Bill towards towards flow of power from TPCODL to GRIDCO at Mania Grid S/S vide Bill No GR/BS/22-23/09*	(6,29,265.00)	
	Sub Total: (a+b)		(4,20,773.00)
3	Total Current Charges: Items (1+2)		2,87,69,95,612.00
4	Add Late Payment Surcharge for the month of Jun-2022 (Annex-6)		(14,82,00,000.00)
5	Add: Previous amount outstanding		
	(i) Outstanding energy charges	5,80,14,15,562.00	
	(ii) Outstanding LPS	14,82,00,000.00	
	Total Previous Outstanding: (i+ii)		5,94,96,15,562.00
6	Less payment received during the month		
	(a) Amount received against Apr'22 bill	2,81,18,69,418.00	
	(b) Rebate allowed on Apr'22 bill	2,84,31,153.00	
	(c) TDS on Apr'22 Bill	28,14,684.00	
	(d) Amount received towards Arrear Dues	0.00	
	(e) Other Adjustment (if any)	0.00	
	Total Payment and Adjustment: (a+b+c+d+e)		(2,84,31,15,255.00)
7	Total amount claimed through this bill: items (3 to 6)		5,83,52,95,919.00
	(Rounded off to the nearest Rupee)		5,83,52,95,919.00

(Rupees five hundred eighty three crore fifty two lakh ninety five thousand nine hundred nineteen only)

Checked by

For & on behalf of GRIDCO

DGM (F), PP | DGM (EBC) | Sr GM (T&BS)

Note

1. The Revised BSP Bill of Supply for the month has been prepared in line with the Bulk Supply Agreement executed with TPCODL and ARR & BSP Order dated 24.03.2022 in Case No 107/2021
2. The billing for Bulk Supply of Power has been done based on the actual energy consumption statement provided by SLDC and in line with the Clause No 388 of the BSP order Dt 24.03.2022 of GRIDCO for FY 2022-23 in Case No 107/2021 in the matter of overdrawal by the DISCOMs and as per the rates stipulated at Clause No 384 & 392 of the said BSP Order
3. In line with the decisions of the 98th & 99th PSOC Meetings and discussions held among GRIDCO, SLDC & WESCO Utility in the chamber of CGM(PP), in the Meeting Dtd 29.08.2016, the Energy Import by Solar Entities has been deducted from the Energy Import Figure of DISCOMs
4. Rebate for prompt payment & Delayed Payment Surcharge shall be admissible/imposed as per the Clause No. 389 & 390 of BSP Order of GRIDCO Dt 24/03/2022 in case No 107 of 2021 of OERC and relevant provisions of Bulk Supply Agreement executed with TPCODL
5. In case of any default in monthly BSP dues by the DISCOMs, they are liable for imposition of power regulation to the extent of non payment of monthly BSP dues as per Clause No. 385 of the BSP Order
6. Statutory levy/duty/tax/cess/toll etc. imposed under any law from time to time shall be charged over and above the bulk supply price fixed by the Commission as per Clause No. 391 of the BSP Order
7. Discrepancy, if any, found later on, towards the billing will be taken into account
8. Details of the Annexures -

Annexure 1	Revised Energy Flow Statement	Annexure 2	Station Consumption statement
Annexure 3	Open Access Statements	Annexure 4	Main/Check Comparison of Solar Plants
Annexure 5	Energy Accounting Statement at SLDC	Annexure 6	Delayed Payment Surcharge
Annexure 7	Rebate Statement	Annexure 8	Billing Consideration Statement
Annexure 9	Billing information Statement		

GRIDCO

G R I D C O Limited
Registered Office: Janpath
Bhubaneswar-751022
CIN: U40109OR1995SGC003960

Bill of Supply
For TPCODL
July-2022

GRIDCO GSTIN:21AABCG5398P3Z3
Goods Description: Electricity
HSN Code: 27160000
Ref No: GR/BS/22-23/ 199

Date: 04-Aug-22
Pay By Date: 03-Sep-22

The Chief Executive Officer
TP Central Odisha Distribution Limited
2nd Floor, IDCO Tower, Janpath
Bhubaneswar - 751022, Odisha
GSTIN: 21AAHCT8404D1ZQ

A. Total Energy for the month	921.199149 MU
B. SMD approved by OERC	17,40,000 kVA
SMD permitted by OERC	19,14,000 kVA
Actual SMD occurred	17,07,191 kVA
Excess SMD drawal	0 kVA

Item No			Amount (Rs.)
1	**Current Charges:**		
	(a) Bulk Supply Price @ 300 Paise per kWh for the Energy	2,76,35,97,447.00	
	(b) Excess Demand Charge @ Rs 250 per kVA	0.00	2,76,35,97,447.00
	Sub Total: (a+b)		
2	**Debit/Credit Bills:**		
	a) Debit Bill for FY-2017-18 vide Bill No. GR/BS/22-23/187 Dtd. 03.08.22	413.00	
	b) Credit Bill for FY-2020-21 vide Bill No. GR/BS/22-23/191 Dtd. 03.08.22	(97,335.00)	
	c) Debit Bills for the months of Feb-22 & Mar-22 vide Bill Nos. GR/BS/22-23/196 & 197 Dtd. 04.08.22	1,00,785.00	
	d) Debit Bills for the months from Apr-22 to June-22 vide Bill Nos. GR/BS/22-23/193 to 195 Dtd 04.08.22	60,36,942.00	
			60,40,805.00
	Sub Total: (a+b)		2,76,96,38,252.00
3	**Total Current Charges: Items (1+2)**		0.00
4	**Add Late Payment Surcharge for the month of Jul-2022 (Annex-6)**		
5	**Add: Previous amount outstanding :-**		
	(i) Outstanding energy charges	5,83,52,95,919.00	
	(ii) Outstanding LPS	0.00	
	Total Previous Outstanding: (i+ii)		5,83,52,95,919.00
6	**Less payment received during the month**		
	(a) Amount received against May' 22 bill	2,92,57,88,587.00	
	(b) Rebate allowed on June'22 bill	2,95,83,003.00	
	(c) TDS on May' 22 Bill	29,28,717.00	
	(d) Amount received towards Arrear Dues	0.00	
	(e) Other Adjustment (if any)	0.00	
	Total Payment and Adjustment: (a+b+c+d+e)		(2,95,83,00,307.00)
7	**Total amount claimed through this bill: items (3 to 6)**		5,64,66,33,864.00
	(Rounded off to the nearest Rupee)		5,64,66,33,864.00

(Rupees five hundred sixty four crore sixty six lakh thirty three thousand eight hundred sixty four only)

Checked by

For & on behalf of GRIDCO

DGM (F), PP | **DGM (EBC)** | **GM (T&BS)**

Note:

1. The Revised BSP Bill of Supply for the month has been prepared in line with the Bulk Supply Agreement executed with TPCODL and ARR & BSP Order dated 24.03.2022 in Case No 107/2021.
2. The billing for Bulk Supply of Power has been done based on the actual energy consumption statement provided by SLDC and in line with the Clause No. 388 of the BSP order Dt 24.03.2022 of GRIDCO for FY-2022-23 in Case No.107/2021 in the matter of overdrawal by the DISCOMs and as per the rates stipulated at Clause No.384 & 392 of the said BSP Order.
3. In line with the decisions of the 98th & 99th PSOC Meetings and discussions held among GRIDCO, SLDC & WESCO Utility in the chamber of CGM(PP), in the Meeting Dtd.29.08.2016, the Energy Import by Solar Entities has been deducted from the Energy Import Figure of DISCOMs.
4. Rebate for prompt payment & Delayed Payment Surcharge shall be admissible/imposed as per the Clause No. 389 & 390 of BSP Order of GRIDCO Dt.24/03/2022 in case No.107 of 2021 of OERC and relevant provisions of Bulk Supply Agreement executed with TPCODL.
5. In case of any default in monthly BSP dues by the DISCOMs, they are liable for imposition of power regulation to the extent of non payment of monthly BSP dues as per Clause No. 385 of the BSP Order.
6. Statutory levy/duty/tax/cess/toll etc. imposed under any law from time to time shall be charged over and above the bulk supply price fixed by the Commission as per Clause No. 391 of the BSP Order.
7. Discrepancy, if any, found later on, towards the billing will be taken into account.
8. **Details of the Annexures -**

Annexure 1	Revised Energy Flow Statement	**Annexure 2**	Station Consumption statement
Annexure 3	Open Access Statements	**Annexure 4**	Main/Check Comparison of Solar Plants
Annexure 5	Energy Accounting Statement of SLDC	**Annexure 6**	Delayed Payment Surcharge
Annexure 7	Rebate Statement	**Annexure 8**	Billing Consideration Statement
Annexure 9	Billing information Statement		

GRIDCO

G R I D C O Limited

Registered Office: Janpath
Bhubaneswar-751022
CIN: U40109OR1995SGC003960

Bill of Supply

For TPCODL

August-2022

GRIDCO GSTIN:21AABCG5398P3Z3
Goods Description: Electricity
HSN Code: 27160000
Ref No: GR/BS/22-23/ 254

Date: 05-Sep-22
Pay By Date: 05-Oct-22

The Chief Executive Officer
TP Central Odisha Distribution Limited
2nd Floor, IDCO Tower, Janpath
Bhubaneswar - 751022, Odisha

GSTIN: 21AAHCT8404D1ZQ

A. Total Energy for the month	906.238370 MU
B. SMD approved by OERC	17,40,000 kVA
SMD permitted by OERC	19,14,000 kVA
Actual SMD occurred	16,92,118 kVA
Excess SMD drawal	0 kVA

Item No			Amount (Rs.)
1	Current Charges:		
	(a) Bulk Supply Price @ 300 Paise per kWh for the Energy	2,71,87,15,110.00	
	(b) Excess Demand Charge @ Rs 250 per kVA	0.00	
	Sub Total: (a+b)		2,71,87,15,110.00
2	Debit/Credit Bills:		
	a) Debit Bill for Jul-22 vide Bill No GR/BS/22-23/229 Dtd 24.08.22	8,016.00	
	d)Credit/Debit Bills for the months from May-22 to Jul-22 vide Bill Nos GR/BS/22-23/248 to 250 Dtd 03.09.22	(39,34,404.00)	
	Sub Total: (a+b)		(39,26,388.00)
3	**Total Current Charges: Items (1+2)**		2,71,47,88,722.00
4	**Add Late Payment Surcharge for the month of Aug-2022 (Annex-6)**		0.00
5	**Add: Previous amount outstanding :-**		
	(i) Outstanding energy charges	5,64,66,33,864.00	
	(ii) Outstanding LPS	0.00	
	Total Previous Outstanding: (i+ii)		5,64,66,33,864.00
6	**Less payment received during the month**		
	(a) Amount received against June' 22 bill	2,84,53,77,430.00	
	(b) Rebate allowed on June'22 bill	2,87,69,956.00	
	(c) TDS on May' 22 Bill	28,48,226.00	
	(d) Amount received towards Arrear Dues	0.00	
	(e) Other Adjustment (if any)	0.00	
	Total Payment and Adjustment: (a+b+c+d+e)		(2,87,69,95,612.00)
7	**Total amount claimed through this bill: items (3 to 6)**		5,48,44,26,974.00
	(Rounded off to the nearest Rupee)		5,48,44,26,974.00

(Rupees five hundred forty eight crore forty four lakh twenty six thousand nine hundred seventy four only)

Checked by

For & on behalf of GRIDCO

DGM (F), PP | **DGM (EBC)** | **Sr.GM (T&BS)**

Note:

1. The Revised BSP Bill of Supply for the month has been prepared in line with the Bulk Supply Agreement executed with TPCODL and ARR & BSP Order dated 24.03.2022 in Case No 107/2021
2. The billing for Bulk Supply of Power has been done based on the actual energy consumption statement provided by SLDC and in line with the Clause No. 388 of the BSP order Dt 24.03.2022 of GRIDCO for FY-2022-23 in Case No.107/2021 in the matter of overdrawal by the DISCOMs and as per the rates stipulated at Clause No.384 & 392 of the said BSP Order
3. In line with the decisions of the 98th & 99th PSOC Meetings and discussions held among GRIDCO SLDC & WESCO Utility in the chamber of CGM(PP), in the Meeting Dtd.29.08.2016, the Energy Import by Solar Entities has been deducted from the Energy Import Figure of DISCOMs
4. Rebate for prompt payment & Delayed Payment Surcharge shall be admissible/imposed as per the Clause No. 389 & 390 of BSP Order of GRIDCO Dt.24/03/2022 in case No 107 of 2021 of OERC and relevant provisions of Bulk Supply Agreement executed with TPCODL
5. In case of any default in monthly BSP dues by the DISCOMs, they are liable for imposition of power regulation to the extent of non payment of monthly BSP dues as per Clause No. 385 of the BSP Order
6. Statutory levy/duty/tax/cess/toll etc. imposed under any law from time to time shall be charged over and above the bulk supply price fixed by the Commission as per Clause No. 391 of the BSP Order
7. Discrepancy, if any, found later on, towards the billing will be taken into account.
8. **Details of the Annexures -**

Annexure 1	Revised Energy Flow Statement	**Annexure 2**	Station Consumption statement
Annexure 3	Open Access Statements	**Annexure 4**	Main/Check Comparison of Solar Plants
Annexure 5	Energy Accounting Statement of SLDC	**Annexure 6**	Delayed Payment Surcharge
Annexure 7	Rebate Statement	**Annexure 8**	Billing Consideration Statement
Annexure 9	Billing information Statement		

GRIDCO

G R I D C O Limited

Registered Office: Janpath
Bhubaneswar-751022
CIN: U40109OR1995SGC003960

Bill of Supply
For TPCODL
September-2022

GRIDCO GSTIN:21AABCG5398P3Z3
Goods Description: Electricity
HSN Code: 27160000
Ref No: GR/BS/22-23/ 291

Date: 3-Oct-22
Pay By Date: 2-Nov-22

The Chief Executive Officer
TP Central Odisha Distribution Limited
2nd Floor, IDCO Tower, Janpath
Bhubaneswar - 751022, Odisha
GSTIN: 21AAHCT8404D1ZQ

A. Total Energy for the month	895.727565 MU
B. SMD approved by OERC	1,740,000 kVA
SMD permitted by OERC	1,914,000 kVA
Actual SMD occurred	1,760,809 kVA
Excess SMD drawal	0 kVA

Item No			Amount (Rs.)
1	**Current Charges:**		
	(a) Bulk Supply Price @ 300 Paise per kWh for the Energy	2,687,182,695.00	
	(b) Excess Demand Charge @ Rs 250 per kVA	0.00	
	Sub Total: (a+b)		2,687,182,695.00
2	**Debit/Credit Bills:**		
	a) Debit Bills for the _____ vide Bill Nos _____ Dtd. _____	0.00	
	Sub Total: (a+b)		0.00
3	**Total Current Charges: Items (1+2)**		2,687,182,695.00
4	**Add Delayed Payment Surcharge for the month of Sep-2022 (Annex-6)**		0.00
5	**Add: Previous amount outstanding :-**		
	(i) Outstanding energy charges	5,484,426,974.00	
	(ii) Outstanding DPS	0.00	
	Total Previous Outstanding: (i+ii)		5,484,426,974.00
6	**Less payment received during the month**		
	(a) Amount received against Jul' 22 bill	2,739,199,927.00	
	(b) Rebate allowed on Jul'22 bill	27,696,383.00	
	(c) TDS on Jul' 22 Bill	2,741,942.00	
	(d) Amount received towards Arrear Dues	0.00	
	(e) Other Adjustment (if any)	0.00	
	Total Payment and Adjustment: (a+b+c+d+e)		(2,769,638,252.00)
7	**Total amount claimed through this bill: Items (3 to 6)**		5,401,971,417.00
	(Rounded off to the nearest Rupee)		5,401,971,417.00

(Rupees five hundred forty crore nineteen lakh seventy one thousand four hundred seventeen only)

Checked by

For & on behalf of GRIDCO

DGM (F), PP | DGM (EBC) | Sr.GM (T&BS) 03/X/2022

Note:

1. The Revised BSP Bill of Supply for the month has been prepared in line with the Bulk Supply Agreement executed with TPCODL and ARR & BSP Order dated 24.03.2022 in Case No 107/2021.
2. The billing for Bulk Supply of Power has been done based on the actual energy consumption statement provided by SLDC and in line with the Clause No. 388 of the BSP order Dt.24.03.2022 of GRIDCO for FY-2022-23 in Case No.107/2021 in the matter of overdrawal by the DISCOMs and as per the rates stipulated at Clause No.384 & 392 of the said BSP Order.
3. In line with the decisions of the 98th & 99th PSOC Meetings and discussions held among GRIDCO, SLDC & WESCO Utility in the chamber of CGM(PP), in the Meeting Dtd.29.08.2016, the Energy Import by Solar Entities has been deducted from the Energy Import Figure of DISCOMs.
4. Rebate for prompt payment & Delayed Payment Surcharge shall be admissible/imposed as per the Clause No. 389 & 390 of BSP Order of GRIDCO Dt.24/03/2022 in case No.107 of 2021 of OERC and relevant provisions of Bulk Supply Agreement executed with TPCODL.
5. In case of any default in monthly BSP dues by the DISCOMs, they are liable for imposition of power regulation to the extent of non payment of monthly BSP dues as per Clause No. 385 of the BSP Order.
6. Statutory levy/duty/tax/cess/toll etc. imposed under any law from time to time shall be charged over and above the bulk supply price fixed by the Commission as per Clause No. 391 of the BSP Order.
7. Discrepancy, if any, found later on, towards the billing will be taken into account.
8. Details of the Annexures -

Annexure 1	Revised Energy Flow Statement	Annexure 2	Station Consumption statement
Annexure 3	Open Access Statements	Annexure 4	Main/Check Comparison of Solar Plants
Annexure 5	Energy Accounting Statement of SLDC	Annexure 6	Delayed Payment Surcharge
Annexure 7	Rebate Statement	Annexure 8	Billing Consideration Statement
Annexure 9	Billing information Statement		

GRIDCO

G R I D C O Limited

Registered Office: Janpath
Bhubaneswar-751022
CIN: U40109OR1995SGC003960

Bill of Supply
For TPCODL
October-2022

GRIDCO GSTIN:21AABCG5398P3Z3
Goods Description: Electricity
HSN Code: 27160000
Ref No: GR/BS/22-23/ 338

Date: 04-Nov-22
Pay By Date: 04-Dec-22

The Chief Executive Officer
TP Central Odisha Distribution Limited
2nd Floor, IDCO Tower, Janpath
Bhubaneswar - 751022, Odisha
GSTIN: 21AAHCT8404D1ZQ

A. Total Energy for the month	822.317045 MU
B. SMD approved by OERC	17,40,000 kVA
SMD permitted by OERC	19,14,000 kVA
Actual SMD occurred	15,21,010 kVA
Excess SMD drawal	0 kVA

Item No			Amount (Rs.)
1	**Current Charges:**		
	(a) Bulk Supply Price @ 300 Paise per kWh for the Energy	2,46,69,51,135.00	
	(b) Excess Demand Charge @ Rs 250 per kVA	0.00	
	Sub Total: (a+b)		2,46,69,51,135.00
2	**Debit/Credit Bills:**		
	a) Debit Bills for the _____ vide Bill Nos _____ Dtd _____	0.00	
	Sub Total: (a+b)		0.00
3	**Total Current Charges: Items (1+2)**		2,46,69,51,135.00
4	**Add Delayed Payment Surcharge for the month of Oct-2022 (Annex-6)**		0.00
5	**Add: Previous amount outstanding :-**		
	(i) Outstanding energy charges	5,40,19,71,417.00	
	(ii) Outstanding DPS	0.00	
	Total Previous Outstanding: (i+ii)		5,40,19,71,417.00
6	**Less payment received during the month**		
	(a) Amount received against Aug' 22 bill	2,68,49,53,194.00	
	(b) Rebate allowed on Aug'22 bill	2,71,47,887.00	
	(c) TDS on Aug' 22 Bill	26,87,641.00	
	(d) Amount received towards Arrear Dues	0.00	
	(e) Other Adjustment (if any)	0.00	
	Total Payment and Adjustment: (a+b+c+d+e)		(2,71,47,88,722.00)
7	**Total amount claimed through this bill: items (3 to 6)**		5,15,41,33,830.00
	(Rounded off to the nearest Rupee)		5,15,41,33,830.00

(Rupees five hundred fifteen crore forty one lakh thirty three thousand eight hundred thirty only)

Checked by

For [DGM (F), PP] SPP 04.11.2022

M.S.Sahoo
DGM (EBC)

For & on behalf of GRIDCO

GM (T&BS)

Note:

1. The Revised BSP Bill of Supply for the month has been prepared in line with the Bulk Supply Agreement executed with TPCODL and ARR & BSP Order dated 24.03.2022 in Case No 107/2021
2. The billing for Bulk Supply of Power has been done based on the actual energy consumption statement provided by SLDC and in line with the Clause No 388 of the BSP order Dt.24.03.2022 of GRIDCO for FY-2022-23 in Case No.107/2021 in the matter of overdrawal by the DISCOMs and as per the rates stipulated at Clause No.384 & 392 of the said BSP Order
3. In line with the decisions of the 98th & 99th PSOC Meetings and discussions held among GRIDCO, SLDC & WESCO Utility in the chamber of CGM(PP), in the Meeting Dtd.29.08.2016, the Energy Import by Solar Entities has been deducted from the Energy Import Figure of DISCOMs.
4. Rebate for prompt payment & Delayed Payment Surcharge shall be admissible/imposed as per the Clause No. 389 & 390 of BSP Order of GRIDCO Dt.24/03/2022 in case No.107 of 2021 of OERC and relevant provisions of Bulk Supply Agreement executed with TPCODL
5. In case of any default in monthly BSP dues by the DISCOMs, they are liable for imposition of power regulation to the extent of non payment of monthly BSP dues as per Clause No. 385 of the BSP Order
6. Statutory levy/duty/tax/cess/toll etc. imposed under any law from time to time shall be charged over and above the bulk supply price fixed by the Commission as per Clause No. 391 of the BSP Order
7. Discrepancy, if any, found later on, towards the billing will be taken into account
8. **Details of the Annexures -**

Annexure 1	Revised Energy Flow Statement	**Annexure 2**	Station Consumption statement
Annexure 3	Open Access Statements	**Annexure 4**	Main/Check Comparison of Solar Plants
Annexure 5	Energy Accounting Statement of SLDC	**Annexure 6**	Delayed Payment Surcharge
Annexure 7	Rebate Statement	**Annexure 8**	Billing Consideration Statement
Annexure 9	Billing information Statement		

GRIDCO

G R I D C O Limited

Registered Office: Janpath
Bhubaneswar-751022
CIN: U40109OR1995SGC003960

Bill of Supply
For TPCODL
November-2022

GRIDCO GSTIN:21AABCG5398P3Z3
Goods Description: Electricity
HSN Code: 27160000
Ref No: GR/BS/22-23/387

Date: 04-Dec-22
Pay By Date: 03-Jan-23

The Chief Executive Officer
TP Central Odisha Distribution Limited
2nd Floor, IDCO Tower, Janpath
Bhubaneswar - 751022, Odisha
GSTIN: 21AAHCT8404D1ZQ

A. Total Energy for the month	683.710814 MU
B. SMD approved by OERC	17,40,000 kVA
SMD permitted by OERC	19,14,000 kVA
Actual SMD occurred	14,63,953 kVA
Excess SMD drawal	0 kVA

Item No			Amount (Rs.)
1	**Current Charges:**		
	(a) Bulk Supply Price @ 300 Paise per kWh for the Energy	2,05,11,32,442.00	
	(b) Excess Demand Charge @ Rs 250 per kVA	0.00	
	Sub Total: (a+b)		2,05,11,32,442.00
2	**Debit/Credit Bills:**		
	a) Credit Bills for the month s from Feb-22 to Mar-22 vide Bill Nos GR/BS/22-23/372 to 373 Dtd 24.11.22	(6,67,837.00)	
	b) Credit Bills for the month s from Apr-22 to Sep-22 vide Bill Nos GR/BS/22-23/374 to 379 Dtd. 24.11.22	(46,26,393.00)	
	Sub Total: (a+b)		(52,94,230.00)
3	Total Current Charges: Items (1+2)		2,04,58,38,212.00
4	Add Delayed Payment Surcharge for the month of Nov-2022 (Annex-6)		0.00
5	Add: Previous amount outstanding :-		
	(i) Outstanding energy charges	5,15,41,33,830.00	
	(ii) Outstanding DPS	0.00	
	Total Previous Outstanding: (i+ii)		5,15,41,33,830.00
6	Less payment received during the month		
	(a) Amount received against Sep' 22 bill	2,65,76,50,557.00	
	(b) Rebate allowed on Sep'22 bill	2,68,71,827.00	
	(c) TDS on Sep' 22 Bill	26,60,311.00	
	(d) Amount received towards Arrear Dues	0.00	
	(e) Other Adjustment (if any)	0.00	
	Total Payment and Adjustment: (a+b+c+d+e)		(2,68,71,82,695.00)
7	Total amount claimed through this bill: Items (3 to 6)		4,51,27,89,347.00
	(Rounded off to the nearest Rupee)		4,51,27,89,347.00

(Rupees four hundred fifty one crore twenty seven lakh eighty nine thousand three hundred forty seven only)

Checked by

DGM (F), PP

For DGM (EBC) 4/12/22

For & on behalf of GRIDCO

for GM (T&BS)

Note:

1. The BSP Bill of Supply for the month has been prepared in line with the Bulk Supply Agreement executed with TPCODL and ARR & BSP Order dated 24.03.2022 in Case No 107/2021.
2. The billing for Bulk Supply of Power has been done based on the actual energy consumption statement provided by SLDC and in line with the Clause No. 388 of the BSP order Dt.24.03.2022 of GRIDCO for FY-2022-23 in Case No.107/2021 in the matter of overdrawal by the DISCOMs and as per the rates stipulated at Clause No.384 & 392 of the said BSP Order.
3. In line with the decisions of the 98th & 99th PSOC Meetings and discussions held among GRIDCO, SLDC & WESCO Utility in the chamber of CGM(PP), in the Meeting Dtd.29.08.2016, the Energy Import by Solar Entities has been deducted from the Energy Import Figure of DISCOMs.
4. Rebate for prompt payment & Delayed Payment Surcharge shall be admissible/imposed as per the Clause No. 389 & 390 of BSP Order of GRIDCO Dt.24/03/2022 in case No.107 of 2021 of OERC and relevant provisions of Bulk Supply Agreement executed with TPCODL
5. In case of any default in monthly BSP dues by the DISCOMs, they are liable for imposition of power regulation to the extent of non payment of monthly BSP dues as per Clause No. 385 of the BSP Order
6. Statutory levy/duty/tax/cess/toll etc. imposed under any law from time to time shall be charged over and above the bulk supply price fixed by the Commission as per Clause No. 391 of the BSP Order.
7. Discrepancy, if any, found later on, towards the billing will be taken into account.
8. Details of the Annexures -

Annexure 1	Revised Energy Flow Statement	Annexure 2	Station Consumption statement
Annexure 3	Open Access Statements	Annexure 4	Main/Check Comparison of Solar Plants
Annexure 5	Energy Accounting Statement of SLDC	Annexure 6	Delayed Payment Surcharge
Annexure 7	Rebate Statement	Annexure 8	Billing Consideration Statement
Annexure 9	Billing information Statement		

GRIDCO

G R I D C O Limited

Registered Office: Janpath
Bhubaneswar-751022
CIN: U40109OR1995SGC003960

Bill of Supply

For TPCODL

December-2022

GRIDCO GSTIN:21AABCG5398P3Z3
Goods Description: Electricity
HSN Code: 27160000
Ref No: GR/BS/22-23/ 439

Date: 05-Jan-23
Pay By Date: 04-Feb-23

The Chief Executive Officer
TP Central Odisha Distribution Limited
2nd Floor, IDCO Tower, Janpath
Bhubaneswar - 751022, Odisha
GSTIN: 21AAHCT8404D1ZQ

A. Total Energy for the month	649.284287 MU
B. SMD approved by OERC	17,40,000 kVA
SMD permitted by OERC	19,14,000 kVA
Actual SMD occurred	12,16,860 kVA
Excess SMD drawal	0 kVA

Item No			Amount (Rs.)
1	**Current Charges:**		
	(a) Bulk Supply Price @ 300 Paise per kWh for the Energy	1,94,78,52,861.00	
	(b) Excess Demand Charge @ Rs 250 per kVA	0.00	
	Sub Total: (a+b)		1,94,78,52,861.00
2	**Debit/Credit Bills:**		
	a) Debit Bills for the _____ vide Bill Nos _____ Dtd _____	0.00	
	Sub Total: (a+b)		0.00
3	**Total Current Charges: Items (1+2)**		1,94,78,52,861.00
4	**Add Delayed Payment Surcharge for the month of Dec-2022 (Annex-6)**		0.00
5	**Add: Previous amount outstanding :-**		
	(i) Outstanding energy charges	4,51,27,89,347.00	
	(ii) Outstanding DPS	0.00	
	Total Previous Outstanding: (i+ii)		4,51,27,89,347.00
6	**Less payment received during the month**		
	(a) Amount received against Oct' 22 bill	2,43,98,39,342.00	
	(b) Rebate allowed on Oct'22 bill	2,46,69,511.00	
	(c) TDS on Oct' 22 Bill	24,42,282.00	
	(d) Amount received towards Arrear Dues	0.00	
	(e) Other Adjustment (if any)	0.00	
	Total Payment and Adjustment: (a+b+c+d+e)		(2,46,69,51,135.00)
7	**Total amount claimed through this bill: items (3 to 6)**		3,99,36,91,073.00
	(Rounded off to the nearest Rupee)		3,99,36,91,073.00

(Rupees three hundred ninety nine crore thirty six lakh ninety one thousand seventy three only)

Checked by

For & on behalf of GRIDCO

DGM (F), PP | DGM (EBC) | GM (T&BS)

Note:

1. The BSP Bill of Supply for the month has been prepared in line with the Bulk Supply Agreement executed with TPCODL and ARR & BSP Order dated 24.03.2022 in Case No 107/2021.
2. The billing for Bulk Supply of Power has been done based on the actual energy consumption statement provided by SLDC and in line with the Clause No. 388 of the BSP order Dt.24.03.2022 of GRIDCO for FY-2022-23 in Case No.107/2021 in the matter of overdrawal by the DISCOMs and as per the rates stipulated at Clause No.384 & 392 of the said BSP Order.
3. In line with the decisions of the 98th & 99th PSOC Meetings and discussions held among GRIDCO, SLDC & WESCO Utility in the chamber of CGM(PP), in the Meeting Dtd.29.08.2016, the Energy Import by Solar Entities has been deducted from the Energy Import Figure of DISCOMs.
4. Rebate for prompt payment & Delayed Payment Surcharge shall be admissible/imposed as per the Clause No. 389 & 390 of BSP Order of GRIDCO Dt.24/03/2022 in case No.107 of 2021 of OERC and relevant provisions of Bulk Supply Agreement executed with TPCODL.
5. In case of any default in monthly BSP dues by the DISCOMs, they are liable for imposition of power regulation to the extent of non payment of monthly BSP dues as per Clause No. 385 of the BSP Order.
6. Statutory levy/duty/tax/cess/toll etc. imposed under any law from time to time shall be charged over and above the bulk supply price fixed by the Commission as per Clause No. 391 of the BSP Order.
7. Discrepancy, if any, found later on, towards the billing will be taken into account.
8. **Details of the Annexures -**

Annexure 1	Revised Energy Flow Statement	**Annexure 2**	Station Consumption statement
Annexure 3	Open Access Statements	**Annexure 4**	Main/Check Comparison of Solar Plants
Annexure 5	Energy Accounting Statement of SLDC	**Annexure 6**	Delayed Payment Surcharge
Annexure 7	Rebate Statement	**Annexure 8**	Billing Consideration Statement
Annexure 9	Billing information Statement		

GRIDCO

G R I D C O Limited

Registered Office: Janpath
Bhubaneswar-751022
CIN: U40109OR1995SGC003960

Bill of Supply
For TPCODL
January-2023

GRIDCO GSTIN:21AABCG5398P3Z3
Goods Description: Electricity
HSN Code: 27160000
Ref No: GR/BS/22-23/ 487

Date: 04-Feb-23
Pay By Date: 06-Mar-23

The Chief Executive Officer
TP Central Odisha Distribution Limited
2nd Floor, IDCO Tower, Janpath
Bhubaneswar - 751022, Odisha
GSTIN: 21AAHCT8404D1ZQ

A. Total Energy for the month	644.553326 MU
B. SMD approved by OERC	17,40,000 kVA
SMD permitted by OERC	19,14,000 kVA
Actual SMD occurred	13,81,764 kVA
Excess SMD drawal	0 kVA

Item No			Amount (Rs.)
1	**Current Charges:**		
	(a) Bulk Supply Price @ 300 Paise per kWh for the Energy	1,93,36,59,978.00	
	(b) Excess Demand Charge @ Rs 250 per kVA	0.00	
	Sub Total: (a+b)		1,93,36,59,978.00
2	**Debit/Credit Bills:**		
	a) Debit Bills for the _____ vide Bill Nos _____ Dtd. _____	0.00	
	Sub Total: (a+b)		0.00
3	**Total Current Charges: Items (1+2)**		1,93,36,59,978.00
4	**Add Delayed Payment Surcharge for the month of Jan-2023 (Annex-6)**		0.00
5	**Add: Previous amount outstanding :-**		
	(i) Outstanding energy charges	3,99,36,91,073.00	
	(ii) Outstanding DPS	0.00	
	Total Previous Outstanding: (i+ii)		3,99,36,91,073.00
6	**Less payment received during the month**		
	(a) Amount received against Nov' 22 bill	2,02,33,54,460.00	
	(b) Rebate allowed on Nov'22 bill	2,04,58,382.00	
	(c) TDS on Nov' 22 Bill	20,25,380.00	
	(d) Amount received towards Arrear Dues	0.00	
	(e) Other Adjustment (if any)	0.00	
	Total Payment and Adjustment: (a+b+c+d+e)		(2,04,58,38,212.00)
7	**Total amount claimed through this bill: Items (3 to 6)**		3,88,15,12,839.00
	(Rounded off to the nearest Rupee)		3,88,15,12,839.00

(Rupees three hundred eighty eight crore fifteen lakh twelve thousand eight hundred thirty nine only)

Checked by

For & on behalf of GRIDCO

DGM (F), PP

GM (EBC)

GM (T&BS)

Note:

1. The BSP Bill of Supply for the month has been prepared in line with the Bulk Supply Agreement executed with TPCODL and ARR & BSP Order dated 24.03.2022 in Case No 107/2021.
2. The billing for Bulk Supply of Power has been done based on the actual energy consumption statement provided by SLDC and in line with the Clause No. 388 of the BSP order Dt.24.03.2022 of GRIDCO for FY-2022-23 in Case No.107/2021 in the matter of overdrawal by the DISCOMs and as per the rates stipulated at Clause No.384 & 392 of the said BSP Order.
3. In line with the decisions of the 98th & 99th PSOC Meetings and discussions held among GRIDCO, SLDC & WESCO Utility in the chamber of CGM(PP), in the Meeting Dtd.29.06.2016, the Energy Import by Solar Entities has been deducted from the Energy Import Figure of DISCOMs.
4. Rebate for prompt payment & Delayed Payment Surcharge shall be admissible/imposed as per the Clause No. 389 & 390 of BSP Order of GRIDCO Dt.24/03/2022 in case No.107 of 2021 of OERC and relevant provisions of Bulk Supply Agreement executed with TPCODL.
5. In case of any default in monthly BSP dues by the DISCOMs, they are liable for imposition of power regulation to the extent of non payment of monthly BSP dues as per Clause No. 385 of the BSP Order.
6. Statutory levy/duty/tax/cess/toll etc. imposed under any law from time to time shall be charged over and above the bulk supply price fixed by the Commission as per Clause No. 391 of the BSP Order.
7. Discrepancy, if any, found later on, towards the billing will be taken into account.
8. **Details of the Annexures -**

Annexure 1	Revised Energy Flow Statement	Annexure 2	Station Consumption statement
Annexure 3	Open Access Statements	Annexure 4	Main/Check Comparison of Solar Plants
Annexure 5	Energy Accounting Statement of SLDC	Annexure 6	Delayed Payment Surcharge
Annexure 7	Rebate Statement	Annexure 8	Billing Consideration Statement
Annexure 9	Billing information Statement		

GRIDCO

G R I D C O Limited
Registered Office: Janpath
Bhubaneswar-751022
CIN: U40109OR1995SGC003960

Bill of Supply
For TPCODL
February-2023

GRIDCO GSTIN:21AABCG5398P3Z3
Goods Description: Electricity
HSN Code: 27160000
Ref No: GR/BS/22-23/ 502

Date: 04-Mar-23
Pay By Date: 03-Apr-23

The Chief Executive Officer
TP Central Odisha Distribution Limited
2nd Floor, IDCO Tower, Janpath
Bhubaneswar - 751022, Odisha
GSTIN: 21AAHCT8404D1ZQ

A. Total Energy for the month	666.588685	MU
B. SMD approved by OERC	17,40,000	kVA
SMD permitted by OERC	19,14,000	kVA
Actual SMD occurred	16,00,672	kVA
Excess SMD drawal	0	kVA

Item No			Amount (Rs.)
1	**Current Charges:**		
	(a) Bulk Supply Price @ 300 Paise per kWh for the Energy	1,99,97,66,055.00	
	(b) Excess Demand Charge @ Rs 250 per kVA	0.00	
	Sub Total: (a+b)		1,99,97,66,055.00
2	**Debit/Credit Bills:**		
	a) Debit Bills for the _____ vide Bill Nos _____ Dtd _____	0.00	
	Sub Total:		0.00
3	**Total Current Charges: Items (1+2)**		1,99,97,66,055.00
4	**Add Delayed Payment Surcharge for the month of Feb-2023 (Annex-6)**		0.00
5	**Add: Previous amount outstanding :-**		
	(i) Outstanding energy charges	3,88,15,12,839.00	
	(ii) Outstanding DPS	0.00	
	Total Previous Outstanding: (i+ii)		3,88,15,12,839.00
6	**Less payment received during the month**		
	(a) Amount received against Dec' 22 bill	1,92,64,45,958.00	
	(b) Rebate allowed on Dec'22 bill	1,94,78,529.00	
	(c) TDS on Dec' 22 Bill	19,28,374.00	
	(d) Amount received towards Arrear Dues	0.00	
	(e) Other Adjustment (if any)	0.00	
	Total Payment and Adjustment: (a+b+c+d+e)		(1,94,78,52,861.00)
7	**Total amount claimed through this bill: items (3 to 6)**		3,93,34,26,033.00
	(Rounded off to the nearest Rupee)		3,93,34,26,033.00

(Rupees three hundred ninety three crore thirty four lakh twenty six thousand thirty three only)

Checked by

For & on behalf of GRIDCO

DGM (F), PP	AGM (EBC)	GM (T&BS)

Note:

1. The BSP Bill of Supply for the month has been prepared in line with the Bulk Supply Agreement executed with TPCODL and ARR & BSP Order dated 24.03.2022 in Case No 107/2021.
2. The billing for Bulk Supply of Power has been done based on the actual energy consumption statement provided by SLDC and in line with the Clause No. 388 of the BSP order Dt.24.03.2022 of GRIDCO for FY-2022-23 in Case No.107/2021 in the matter of overdrawal by the DISCOMs and as per the rates stipulated at Clause No.384 & 392 of the said BSP Order.
3. In line with the decisions of the 98th & 99th PSOC Meetings and discussions held among GRIDCO, SLDC & WESCO Utility in the chamber of CGM(PP), in the Meeting Dtd.29.08.2016, the Energy Import by Solar Entities has been deducted from the Energy Import Figure of DISCOMs.
4. Rebate for prompt payment & Delayed Payment Surcharge shall be admissible/imposed as per the Clause No. 389 & 390 of BSP Order of GRIDCO Dt.24/03/2022 in case No.107 of 2021 of OERC and relevant provisions of Bulk Supply Agreement executed with TPCODL.
5. In case of any default in monthly BSP dues by the DISCOMs, they are liable for imposition of power regulation to the extent of non payment of monthly BSP dues as per Clause No. 385 of the BSP Order.
6. Statutory levy/duty/tax/cess/toll etc. imposed under any law from time to time shall be charged over and above the bulk supply price fixed by the Commission as per Clause No. 391 of the BSP Order.
7. Discrepancy, if any, found later on, towards the billing will be taken into account.
8. **Details of the Annexures -**

Annexure 1	Revised Energy Flow Statement	Annexure 2	Station Consumption statement
Annexure 3	Open Access Statements	Annexure 4	Main/Check Comparison of Solar Plants
Annexure 5	Energy Accounting Statement of SLDC	Annexure 6	Delayed Payment Surcharge
Annexure 7	Rebate Statement	Annexure 8	Billing Consideration Statement
Annexure 9	Billing information Statement		

GRIDCO

G R I D C O Limited

Registered Office: Janpath
Bhubaneswar-751022
CIN: U40109OR1995SGC003960

Bill of Supply
For TPCODL
March-2023

GRIDCO GSTIN:21AABCG5396P3Z3
Goods Description: Electricity
HSN Code: 27160000
Ref No: GR/BS/23-24/ 605

Date: 05-Apr-23
Pay By Date: 05-May-23

The Chief Executive Officer
TP Central Odisha Distribution Limited
2nd Floor, IDCO Tower, Janpath
Bhubaneswar - 751022, Odisha
GSTIN: 21AAHCT8404D1ZQ

A. Total Energy for the month	823.759701 MU
B. SMD approved by OERC	17,40,000 kVA
SMD permitted by OERC	19,14,000 kVA
Actual SMD occurred	15,95,023 kVA
Excess SMD drawal	0 kVA

Item No			Amount (Rs.)
1	**Current Charges:**		
	(a) Bulk Supply Price @ 300 Paise per kWh for the Energy	2,47,12,79,103.00	
	(b) Excess Demand Charge @ Rs 250 per kVA	0.00	
	Sub Total: (a+b)		2,47,12,79,103.00
2	**Debit/Credit Bills:**		
	a) Debit Bills for the _____ vide Bill Nos _____ Dtd _____	0.00	
	Sub Total:		0.00
3	**Total Current Charges: Items (1+2)**		2,47,12,79,103.00
4	**Add Delayed Payment Surcharge for the month of Mar-2023 (Annex-6)**		0.00
5	**Add: Previous amount outstanding :-**		
	(i) Outstanding energy charges	3,93,34,26,033.00	
	(ii) Outstanding DPS	0.00	
	Total Previous Outstanding: (i+ii)		3,93,34,26,033.00
6	**Less payment received during the month**		
	(a) Amount received against Jan' 23 bill	1,91,24,09,055.00	
	(b) Rebate allowed on Jan'23 bill	1,93,36,600.00	
	(c) TDS on Jan' 23 Bill	19,14,323.00	
	(d) Amount received towards Arrear Dues	0.00	
	(e) Other Adjustment (if any)	0.00	
	Total Payment and Adjustment: (a+b+c+d+e)		(1,93,36,59,978.00)
7	**Total amount claimed through this bill: items (3 to 6)**		4,47,10,45,158.00
	(Rounded off to the nearest Rupee)		4,47,10,45,158.00

(Rupees four hundred forty seven crore ten lakh forty five thousand one hundred fifty eight only)

Checked by

For & on behalf of GRIDCO

DGM (F), PP	AGM (EBC)	GM (T&BS)

Note:

1. The BSP Bill of Supply for the month has been prepared in line with the Bulk Supply Agreement executed with TPCODL and ARR & BSP Order dated 24.03.2022 in Case No 107/2021.
2. The billing for Bulk Supply of Power has been done based on the actual energy consumption statement provided by SLDC and in line with the Clause No. 388 of the BSP order Dt.24.03.2022 of GRIDCO for FY-2022-23 in Case No.107/2021 in the matter of overdrawal by the DISCOMs and as per the rates stipulated at Clause No.384 & 392 of the said BSP Order.
3. In line with the decisions of the 98th & 99th PSOC Meetings and discussions held among GRIDCO, SLDC & WESCO Utility in the chamber of CGM(PP), in the Meeting Dtd.29.08.2016, the Energy Import by Solar Entities has been deducted from the Energy Import Figure of DISCOMs.
4. Rebate for prompt payment & Delayed Payment Surcharge shall be admissible/imposed as per the Clause No. 389 & 390 of BSP Order of GRIDCO Dt.24/03/2022 in case No.107 of 2021 of OERC and relevant provisions of Bulk Supply Agreement executed with TPCODL.
5. In case of any default in monthly BSP dues by the DISCOMs, they are liable for imposition of power regulation to the extent of non payment of monthly BSP dues as per Clause No. 385 of the BSP Order.
6. Statutory levy/duty/tax/cess/toll etc. imposed under any law from time to time shall be charged over and above the bulk supply price fixed by the Commission as per Clause No. 391 of the BSP Order.
7. Discrepancy, if any, found later on, towards the billing will be taken into account.
8. **Details of the Annexures -**

Annexure 1	Revised Energy Flow Statement	**Annexure 2**	Station Consumption statement
Annexure 3	Open Access Statements	**Annexure 4**	Main/Check Comparison of Solar Plants
Annexure 5	Energy Accounting Statement of SLDC	**Annexure 6**	Delayed Payment Surcharge
Annexure 7	Rebate Statement	**Annexure 8**	Billing Consideration Statement
Annexure 9	Billing information Statement		

Table – 25
Quantum of Power Purchase from Various Sources for FY 2022-23

(Figures in MU)

Sources of Purchase	Commission's Approval for State Drawl for 2021-22	GRIDCO's Proposal for 2022-23	Estimated Availability for 2022-23	Commission's Approval for State Drawl for 2022-23
HYDRO (OLD)	3676.86	3452.36	3660.22	3660.22
Indravati	1942.38	1703.79	1942.38	1942.38
Machakund	262.50	259.88	259.88	259.88
Total State Hydro	**5881.74**	**5416.03**	**5862.48**	**5862.48**

Sources of Purchase	Commission's Approval for State Drawl for 2021-22	GRIDCO's Proposal for 2022-23	Estimated Availability for 2022-23	Commission's Approval for State Drawl for 2022-23
OPGC (I & II)	2726.34	2597.99	2636.04	2636.04
OPGC (III & IV)	4208.22	6919.90	6910.82	4862.04
IPPs	4847.48	4298.70	4338.36	4338.36
Total State Thermal	**11782.04**	**13816.59**	**13885.22**	**11836.44**
Small Hydro	458.35	456.35	456.35	456.35
Biomass Energy	80.00	80.00	80.00	80.00
Wind Energy	685.00	975.87	975.87	975.87
Solar Energy	1479.00	1800.00	1800.00	1800.00
Total RE	**2702.35**	**3312.22**	**3312.22**	**3312.22**
TOTAL STATE	**20366.13**	**22544.84**	**23059.91**	**21011.13**
CHUKHA HPS	255.43	267.00	267.05	267.05
Tala HPS	124.69	126.00	125.80	125.80
Mangdechhu	342.26	323.00	322.84	322.84
Teesta-V HPS	504.57	506.00	505.93	505.93
Total Central Hydro	**1226.94**	**1222.00**	**1221.62**	**1221.62**
TSTPS-I	2158.20	2175.82	541.01	541.01
TSTPS-II	1346.00	1317.38	1349.63	1349.63
FSTPS-I & II	-	39.34	59.48	0.00
FSTPS-III	-	503.27	578.66	0.00
KhSTPS-I	-	27.67	29.49	0.00
KhSTPS-II	-	266.97	265.30	0.00
DSTPS (Unit-I & II)	2608.02	6356.29	6350.84	6350.84
Barh-I (Unit-I &II)	-	1937.72	-	-
Total Central Thermal	**7198.89**	**12624.47**	**9174.41**	**8241.48**
Total Central Sector	**8425.83**	**13846.47**	**10396.03**	**9463.10**
TOTAL GRIDCO	**28791.96**	**36391.31**	**33455.94**	**30474.23**

Reference: Honorable OERC`s order in Case 107 of 2021 dated 24.3.2022 ,Table 25, Page 98 -99

ANNEXURE – 3

(Agricultural Consumption)

Total Agriculture Consumption For the FY 2022-23											
Sl. No.	Name of circle	Name of Division	No of connection metered (Nos)			Connected Load			Billed energy (MU)		
			Metered (Nos)	Un-Metered (Nos)	Total (Nos)	Metered (MW)	Un-Metered (MW)	Total (MW)	Metered energy	Unmetered/ Assessment energy	Total energy
1	Electrical Circle - I , Bhubaneswar	BCDD-01 , BHUBANESWAR	1	0	1	0.001	0	0.001	0	0	0
2		BCDD-02 , BHUBANESWAR	143	0	143	5.57747	0	5.57747	18.064859	0	18.064859
3		BED , BHUBANESWAR	398	0	398	2.41917	0	2.41917	3.5446527	0	3.5446527
4		NED , NIMAPARA	5679	77	5756	21.43565	0.00025	21.4359	12.50534	0.210391	12.715731
5	Electrical Circle - II , Bhubaneswar	KED , KHURDA	2036	10	2046	15.075292	0.0000285	15.07532	23.917996	0.015855	23.933851
6		NED, NAYAGARH	2358	54	2412	9.9990653	0.00021466	9.99928	4.3174717	0.139288	4.4567597
7		BED, BALUGAON	814	16	830	7.3267719	0.0000681	7.32684	11.125241	0.044502	11.169743
8		PED,PURI	1793	10	1803	10.299016	0.00004439	10.29906	6.0974363	0.053735	6.1511713
9	Electrical Circle, Cuttack	CDD-01, CUTTACK	1	0	1	0.006	0	0.006	0.001832	0	0.001832
10		CDD-02, CUTTACK	536	0	536	2.51354	0	2.51354	2.6010233	0	2.6010233
11		CED, CUTTACK	2615	30	2645	12.357748	0.000152	12.3579	14.334392	0.16009	14.494482
12		AED, ATHAGADA	1170	4	1174	6.332868	0.000032	6.3329	3.9822972	0.021053	4.0033502
13		SED, SALIPUR	869	0	869	3.5972	0	3.5972	2.8717639	0	2.8717639
14	Electrical Circle, Dhenkanal	DED, DHENKANAL	3702	7	3709	19.034461	0.000029	19.03449	10.517396	0.04212	10.559516
15		AED, ANGUL	3660	86	3746	14.850267	0.0002335	14.8505	5.5387385	0.221174	5.7599125
16		TED , TALCHER	1809	38	1847	5.7880295	0.0001205	5.78815	1.8126187	0.081961	1.8945797
17	Electrical Circle, Paradeep	PED, PARADEEP	327	1	328	9.145882	0.000008	9.14589	12.904424	0.00288	12.907304
18		KED-01, KENDRAPARA	1802	1	1803	13.405429	0.000001	13.40543	7.1302788	0.00108	7.1313588
19		KED-02, MARSHAGHAI	672	0	672	3.75569	0	3.75569	0.9026144	0	0.9026144
20		JED, JAGATSINGPUR	1495	0	1495	5.5999	0	5.5999	3.5766541	0	3.5766541
		Total=	31880	334	32214	168.52045	0.00118165	168.52163	145.74703	0.994129	146.74116

ANNEXURE – 4

(Sample 11 kV Audit data)

Sl. No.	Circle	Division	Feeder Code	Feeder Name	Meter Number	MF	Input Energy (MUs)	Billed Energy (MUs)	Amount Billed (INR Cr.)	Amount Collected (INR Cr.)	BE %	CE (%)	T&D LOSS (%)	AT & C LOSS (%)	Total Consumer Connected	Billed Consumer	No of Input Energy Month
857	1000	1100	14215203	11 KV GANGANAGAR	AH3101001	200	42,30,472	46,61,838	2,52,71,517	2,49,10,513	110.2	98.57	-10.2	-8.62	1449	1425	11
64	1000	1300	14019201	11 KV BRAHMESWAR	AH3100195	400	1,18,27,412	1,30,17,055	7,10,77,215	7,03,11,977	110.06	98.92	-10.06	-8.87	3530	3599	11
27	1000	1200	14001201	11 KV SRI VIHAR	XO614238	40000	98,00,000	1,07,11,861	5,88,42,545	5,89,93,446	109.3	100.26	-9.3	-9.59	3162	3058	7
198	1000	1100	14014201	11 KV SATYA NAGAR	RCSU0006	20000	73,72,000	79,37,711	4,92,44,531	4,83,20,065	107.67	98.12	-7.67	-5.65	1952	1877	12
8	1000	1200	14009204	11 KV GOPABANDHU	XD447377	1000	1,10,96,000	1,15,34,925	6,83,15,171	6,74,72,186	103.96	98.77	-3.96	-2.67	3769	3086	12
337	3000	3200	14087204	11 KV BADAMBADI2	AH3100021	400	64,48,344	66,75,159	3,61,99,099	3,61,43,250	103.52	99.85	-3.52	-3.36	2025	1955	11
1101	5000	5100	14353201	11 KV KARO	AH3100207	300	7,53,204	7,78,520	32,43,279	32,28,554	103.36	99.55	-3.36	-2.89	1228	1217	4
1249	3000	3400	14305203	11 KV BHATTARIKA	AH3100925	300	13,95,294	14,41,080	67,12,883	62,31,973	103.28	92.84	-3.28	4.12	1968	1958	6
2	1000	1200	14002202	11 KV HOUSING BOARD-2	XD447367	2000	83,57,800	84,92,669	4,97,20,964	4,86,80,766	101.61	97.91	-1.61	0.51	652	653	12
230	3000	3100	14082203	11 KV RAVENSHAW	AH3100186	400	65,31,984	66,31,973	4,34,44,612	4,34,92,893	101.53	100.11	-1.53	-1.64	817	800	9
123	1000	1300	14020203	11 KV JHARAPADA	AH3100728	400	1,13,34,032	1,14,91,378	6,11,89,883	6,00,14,099	101.39	98.08	-1.39	0.56	3378	3357	11
40	1000	1300	14019206	11 KV BJB NAGAR	AH3100231	400	29,65,068	29,55,569	1,67,87,735	1,63,54,441	99.68	97.42	0.32	2.89	789	714	12
1100	5000	5100	14352201	11 KV AYATAN	AH3100330	300	15,64,539	15,58,330	65,58,017	64,76,293	99.6	98.75	0.4	1.64	2496	2497	11
131	1000	1200	14001206	11 KV DIST CENTER	RCSU0126	40000	1,05,60,000	1,04,75,949	7,44,62,681	7,28,27,105	99.2	97.8	0.8	2.97	1331	1188	12
140	1000	1100	14012204	11 KV SPRING TANK	RCSU0036	20000	51,60,000	50,74,297	3,04,38,223	3,07,16,095	98.34	100.91	1.66	0.76	1086	1077	12
424	3000	3200	14089203	11 KV RING1	AH3101025	400	79,54,952	77,52,675	4,33,92,218	4,37,86,281	97.46	100.91	2.54	1.66	2106	2036	11
479	2000	2300	14107202	11 KV BHATIMUNDA	AH3100123	150	35,09,410	34,08,114	2,13,27,718	2,27,28,787	97.11	106.57	2.89	-3.49	1787	1758	11
1193	3000	3300	14184204	11 KV OTM	CSC17609	1000	19,79,810	19,17,941	96,50,851	1,00,01,807	96.87	103.64	3.13	-0.4	1228	1205	12
135	1000	1200	14008203	11 KV IRC3PART	RCSU0257	20000	77,04,000	74,39,047	4,07,22,799	3,98,30,926	96.56	97.81	3.44	5.55	1893	1883	12
126	1000	1300	14021201	11 KV RASULGARH	AH3100662	400	1,68,76,088	1,62,63,256	9,71,95,336	9,50,04,981	96.37	97.75	3.63	5.8	3144	3067	11
421	3000	3200	14088201	11 KV IDCO	AH3100792	400	24,28,912	23,16,038	1,58,50,349	1,62,94,715	95.35	102.8	4.65	1.97	214	189	3
157	1000	1200	14001203	11 KV BDA	13195025	1000	46,05,000	43,36,804	2,13,64,801	2,11,08,136	94.18	98.8	5.82	6.96	2822	2569	12
95	1000	1300	14018201	11 KV POKHARIPUTPART	AH3100660	400	1,31,33,344	1,23,63,564	6,54,22,085	6,43,58,675	94.14	98.37	5.86	7.39	4257	4119	9
563	3000	3400	14116205	11 KV DORADA	X0480614	40000	6,72,800	6,28,078	27,27,933	28,91,279	93.35	105.99	6.65	1.06	762	748	4
555	3000	3300	14102203	11 KV UTTAMPUR	15625535	1000	24,61,620	22,96,650	1,34,46,189	1,40,51,913	93.3	104.5	6.7	2.5	907	902	2
150	1000	1300	14020202	11 KV KALPANA1	AH3100724	400	26,33,044	24,29,809	1,39,97,644	1,38,37,642	92.28	98.86	7.72	8.77	657	641	12
151	1000	1300	14020207	11 KV RMU6A	AH3100623	200	18,48,806	17,02,045	1,02,28,380	1,00,09,777	92.06	97.86	7.94	9.91	510	481	3
469	3000	3100	14084211	11 KV LOWER GROUND	AH3100306	400	3,13,548	2,88,063	17,40,392	17,53,355	91.87	100.74	8.13	7.44	100	99	12
174	1000	1300	14026201	11 KV KAUSHALYAGANGAPART	AH3100421	400	78,05,232	71,32,209	3,56,66,116	3,51,25,802	91.38	98.49	8.62	10.01	4535	4337	12
18	1000	1300	14021203	11 KV KALPANA	AH3101035	400	1,04,90,396	95,78,586	5,20,10,736	5,09,82,877	91.31	98.02	8.69	10.5	2650	2632	11
534	3000	3300	14104203	11 KV UTARANA/ERANCHA	14104203	1	5,39,755	4,91,181	21,22,682	24,54,237	91	115.62	9	-5.21	777	766	2
311	3000	3100	14083201	11 KV TELEPHONE BHABAN	AH3100742	400	99,70,956	87,87,374	4,93,66,637	5,02,37,289	88.13	101.76	11.87	10.32	2360	2324	8
183	1000	1200	14001204	11 KV CSPUR H B	RCSU0144	40000	90,40,000	79,60,598	4,31,82,013	4,31,31,467	88.06	99.88	11.94	12.04	3040	2956	12
1238	2000	2200	14276201	11 KV RANICHHELI	AH3100637	300	1,84,140	1,55,400	6,54,064	7,54,707	84.39	115.39	15.61	2.62	1884	1884	2
38	1000	1300	14018203	11 KV BHIMATANGI	AH3100658	400	86,55,684	72,98,752	3,86,37,167	3,78,21,230	84.32	97.89	15.68	17.46	2274	2227	12
102	1000	1400	14028202	11 KV RAJAS	X0614096	40000	60,53,600	50,85,353	2,43,03,648	2,35,38,193	84.01	96.85	15.99	18.64	4297	4167	8
201	1000	1100	14016205	11 KV JP RMU2	14016205	1	3,80,000	3,17,648	35,36,269	33,47,668	83.59	94.67	16.41	20.87	8	8	1
427	3000	3300	14105202	11 KV BADACHANA	CSUO0544	1000	12,74,500	10,61,512	58,95,805	57,25,668	83.29	97.11	16.71	19.11	875	878	12
364	3000	3100	14081202	11 KV TOWNHALL	XO48O641	40000	62,64,000	52,01,674	2,91,64,441	2,91,23,160	83.04	99.86	16.96	17.08	1400	1369	12
1242	3000	3200	14296201	11 KV MAHATAB ROAD	AH3100193	300	1,30,83,867	1,08,45,533	6,55,00,320	6,66,30,643	82.89	101.73	17.11	15.68	2669	2650	12
1017	4000	4300	14147203	11 KV BARRAGE	CSC17945	600	5,03,220	4,15,974	40,52,395	38,59,884	82.66	95.25	17.34	21.26	1	1	12

450	3000	3200	14093202	11 KV KANDARPUR	CSUO0445	8000	20,01,600	16,46,097	74,69,314	74,88,068	82.24	100.25	17.76	17.55	1492	1491	8
918	3000	3400	14306201	11 KV KANTAPANHARA	AH3100795	300	13,75,709	11,24,620	47,28,170	47,18,686	81.75	99.8	18.25	18.42	1523	1506	5
107	1000	1200	14008204	11 KV JAYDEV VIHAR	RCSU0013	40000	1,43,20,000	1,15,47,103	6,68,69,388	6,59,07,344	80.64	98.56	19.36	20.52	3639	3302	12
158	1000	1200	14001205	11 KV RMRC KH	RCSU0162	40000	72,40,000	57,09,172	3,88,68,496	4,05,40,106	78.86	104.3	21.14	17.75	344	334	6
788	4000	4100	14318203	11 KV KANPURA	AH3100521	300	2,53,338	1,97,652	9,37,434	10,89,565	78.02	116.23	21.98	9.32	189	187	4
1371	2000	2100	14270201	11 KV JAMUJHARI	AH3100120	300	9,86,888	7,65,829	42,23,959	43,59,492	77.6	103.21	22.4	19.91	576	562	9
29	1000	1200	14007202	11 KV K5	X0451584	2000	1,82,32,880	1,40,66,349	7,46,11,894	7,36,26,339	77.15	98.68	22.85	23.87	2853	2820	12
122	1000	1300	14020201	11 KV LAXMISAGAR	AH3100727	400	1,46,86,340	1,13,30,687	6,19,15,040	6,09,89,451	77.15	98.51	22.85	24	2986	2958	10
818	5000	5100	14164201	11 KV DANPUR	AH3100387	40	20,43,751	15,75,567	68,51,167	68,65,846	77.09	100.21	22.91	22.74	2090	2077	12
206	1000	1400	14027201	11 KV CHARICHHAKA	AH3100309	400	48,94,132	37,32,982	1,79,42,529	1,67,33,598	76.27	93.26	23.73	28.86	4599	4544	12
209	1000	1400	14032201	11 KV CHARISHREE 1	AH3100594	300	13,33,476	10,09,580	42,24,548	38,96,578	75.71	92.24	24.29	30.17	1633	1602	5
454	3000	3300	14103202	11 KV INDUSTRIALIDCO	AH3100599	80	29,41,224	21,92,035	1,46,84,547	1,49,60,947	74.53	101.88	25.47	24.07	452	448	5
145	1000	1100	14017201	11 KV FLAT	AH3100479	400	2,80,068	2,07,466	11,49,234	11,39,616	74.08	99.16	25.92	26.54	105	95	9
110	1000	1100	14012202	11 KV FOREST PARK	RCSU0086	20000	64,42,000	47,63,736	2,83,09,280	2,84,61,716	73.95	100.54	26.05	25.65	1214	1124	12
832	5000	5100	14158203	11 KV THAKURPATANA	XG457244	4000	38,67,840	28,57,341	1,28,75,334	1,31,41,451	73.87	102.07	26.13	24.6	3283	3274	12
61	1000	1100	14014204	11 KV RAHUL CO	RCSU0251	20000	23,36,000	17,22,930	1,29,26,271	1,28,23,487	73.76	99.2	26.24	26.83	1	1	12
70	1000	1400	14025202	11 KV SATYABHAMAPUR	16046433	2000	88,88,320	64,80,037	3,45,18,097	3,51,00,986	72.91	101.69	27.09	25.86	3130	2995	6
448	3000	3200	14091202	11 KV MAHANADI VIHAR	AH3100969	200	64,00,814	46,61,999	2,39,77,120	2,40,98,545	72.83	100.51	27.17	26.8	1778	1762	12
192	1000	1200	14008202	11 KV IRC2	RCSU0078	20000	1,16,48,000	84,74,547	5,09,96,080	5,12,43,000	72.76	100.48	27.24	26.89	3072	1911	12
580	3000	3200	14089201	11 KV KALYANINAGAR	AH3101026	400	77,91,620	56,33,437	3,02,50,579	3,00,54,051	72.3	99.35	27.7	28.17	1550	1539	11
533	3000	3300	14103201	11 KV BANIPADA	AH3100600	80	7,61,222	5,50,216	25,28,088	24,13,112	72.28	95.45	27.72	31.01	475	461	4
298	2000	2200	14053205	11 KV LATHIPADA2	CSD30313	20000	40,000	28,812	1,43,146	1,50,921	72.03	105.43	27.97	24.06	171	171	2
1325	5000	5100	14161205	11 KV DOBANDHA	AH3100329	150	5,33,104	3,79,293	16,08,834	16,82,374	71.15	104.57	28.85	25.6	466	465	4
84	1000	1200	14010202	11 KV GAJAPATINAGAR	AH3100864	200	74,23,240	52,76,870	3,11,30,363	3,13,64,778	71.09	100.75	28.91	28.38	2139	1389	12
593	3000	3400	14116201	11 KV ATHAGARH TOWN	AH3100107	400	75,14,564	53,15,488	2,63,83,829	2,74,95,706	70.74	104.21	29.26	26.28	3682	3652	5
1336	1000	1300	14180203	11 KV ATALA	CSUO0451	40000	1,45,88,000	1,02,81,074	6,16,29,625	6,11,23,901	70.48	99.18	29.52	30.1	2580	2612	11
470	3000	3200	14090202	11 KV INDUSTRIAL2	AH3100204	200	56,78,046	40,00,994	2,06,40,934	2,04,38,203	70.46	99.02	29.54	30.23	1318	1291	8
945	3000	3200	14211201	11 KV POPARADA	AH3100754	200	38,05,594	26,56,833	1,58,03,003	1,68,12,379	69.81	106.39	30.19	25.73	1066	1052	12
234	3000	3100	14084208	11 KV HIGH COURT	AH3100113	400	1,58,93,116	1,10,93,645	5,89,12,639	5,92,63,304	69.8	100.6	30.2	29.78	3439	3388	12
149	1000	1300	14019207	11 KV SAI	AH3100234	400	23,51,612	16,31,988	91,95,503	90,42,624	69.4	98.34	30.6	31.76	474	458	8
5	1000	1200	14005201	11 KV BARAMUNDA HB	RCSU0208	20000	1,08,04,000	74,90,390	4,09,55,581	4,03,33,084	69.33	98.48	30.67	31.72	2357	2339	12
301	2000	2200	14061201	11 KV MAHIPUR	CSD30674	5000	3,62,500	2,51,107	12,29,529	15,45,117	69.27	125.67	30.73	12.95	2064	2078	5
1203	1000	1200	14217204	11 KV PKB	AH3100324	400	47,32,036	32,77,106	1,77,62,020	1,73,31,512	69.25	97.58	30.75	32.42	1000	1001	11
1300	3000	3300	14106201	11 KV KALIAGHAI	CSO60764	20	28,21,334	19,38,073	90,42,383	87,72,734	68.69	97.02	31.31	33.35	1922	1914	11
53	1000	1200	14005204	11 KV CRPF	RCSU0299	20000	75,42,000	51,80,020	2,79,59,688	2,79,79,597	68.68	100.07	31.32	31.27	2294	1364	12
839	5000	5300	14172201	11 KV ODISSO	13196371	20000	9,52,200	6,50,910	29,21,301	41,62,381	68.36	142.48	31.64	2.6	3675	3676	3
262	2000	2100	14039202	11 KV MANDARBASTA	CSD30435	4000	20,03,400	13,61,322	59,07,847	61,69,145	67.95	104.42	32.05	29.04	2057	2002	11
444	3000	3100	14085204	11 KV TULASIPUR	AH3100368	400	85,48,140	57,86,835	3,01,06,415	2,94,76,231	67.7	97.91	32.3	33.72	1885	1843	12
173	1000	1300	14019210	11 KV GOUTAM NAGAR	AH3100166	400	1,07,49,340	72,66,281	4,74,59,053	4,79,25,783	67.6	100.98	32.4	31.74	891	856	12
165	1000	1100	14011206	11 KV CBI	RCSU0138	40000	1,01,32,000	68,03,954	3,90,05,380	3,93,25,807	67.15	100.82	32.85	32.3	1617	1600	12
944	3000	3100	14209202	11 KV CB9	AH3100227	200	27,51,530	18,20,507	1,07,61,312	1,04,43,876	66.16	97.05	33.84	35.79	495	482	12
101	1000	1400	14025201	11 KV BALAKATI	16046532	4000	58,86,720	38,60,167	1,95,36,787	1,96,70,084	65.57	100.68	34.43	33.98	2157	2129	4

1182	3000	3500	14310203	11 KV GOUDAGOPA	AH3100694	300	18,19,240	11,87,393	55,22,586	61,52,568	65.27	111.41	34.73	27.29	1469	1456	6
214	2000	2200	14060203	11 KV MAHITAMA	X0478833	30000	11,13,000	7,24,274	27,49,559	43,02,446	65.07	156.48	34.93	-1.83	2391	2344	8
768	5000	5100	14155202	11 KV GIRIA	KAU99267	2000	5,82,980	3,78,032	17,32,663	17,71,519	64.84	102.24	35.16	33.7	383	382	11
30	1000	1200	14007207	11 KV VIPUL GARDEN	X0451585	1000	21,00,520	13,61,800	73,78,957	72,42,017	64.83	98.14	35.17	36.37	525	525	12
367	2000	2100	14038204	11 KV CHATARAMA	AH3100259	60	13,17,164	8,43,366	74,33,052	73,21,293	64.03	98.5	35.97	36.93	96	95	4
668	1000	1200	14222202	11 KV DHARMAVIHAR	AH3100824	400	37,92,600	24,24,185	1,26,37,235	1,25,67,637	63.92	99.45	36.08	36.43	954	950	11
679	1000	1300	14245201	11 KV KALPANA FLAT	14245201	1	1,07,88,964	68,30,145	3,83,33,748	3,77,87,120	63.31	98.57	36.69	37.6	1911	1641	12
98	1000	1300	14019205	11 KV BADAGADA	AH3100164	400	1,45,62,296	91,73,674	4,74,56,770	4,73,01,785	63	99.67	37	37.21	3103	3046	12
592	3000	3400	14115201	11 KV BINDHANIMA	AH3100608	300	18,59,138	11,61,492	52,61,973	57,48,255	62.47	109.24	37.53	31.75	1381	1364	4
851	3000	3300	14184203	11 KV ARC	KA904001	200	6,18,800	3,85,872	56,62,363	56,98,097	62.36	100.63	37.64	37.25	1	1	12
1060	1000	1300	14370202	11 KV JAGANNATH NAGAR	AH3100716	200	84,29,084	52,21,355	2,73,95,355	2,67,78,557	61.94	97.75	38.06	39.45	1828	1821	12
68	1000	1300	14022203	11 KV MANCHESWAR3	X0451573	2000	1,54,91,200	95,39,898	5,06,76,600	4,96,07,588	61.58	97.89	38.42	39.72	2839	2808	12
24	1000	1300	14026204	11 KV SARDEIPUR	AH3100422	200	33,38,360	20,46,655	1,26,84,696	1,24,34,765	61.31	98.03	38.69	39.9	621	581	12
121	1000	1300	14019209	11 KV BHUASUNI	AH3100312	400	48,91,264	29,82,999	1,68,25,962	1,59,74,343	60.99	94.94	39.01	42.1	838	828	8
1073	1000	1400	14263202	11 KV NAYAHAT	16081152	4000	54,15,200	33,01,961	1,90,81,915	1,99,43,176	60.98	104.51	39.02	36.27	1908	1857	4
1388	3000	3400	14305201	11 KV RATAPATA2	AH3100924	300	24,75,019	15,07,139	76,11,242	81,74,369	60.89	107.4	39.11	34.6	2015	1995	12
120	1000	1300	14019204	11 KV WATER WORKS	AH3100233	400	1,22,30,572	74,40,896	4,03,58,251	4,02,82,161	60.84	99.81	39.16	39.28	2178	2149	10
208	1000	1400	14032202	11 KV DALANAI	AH3100593	200	16,38,948	9,94,224	40,80,732	35,27,620	60.66	86.45	39.34	47.56	1679	1649	5
665	3000	3100	14210201	11 KV GANESHGHAT	14210201	1	57,79,014	34,96,441	1,96,98,925	1,99,75,303	60.5	101.4	39.5	38.65	976	963	6
177	1000	1400	14031206	11 KV DASABATIA	AH3100232	400	42,49,540	25,67,850	1,12,81,547	1,21,61,488	60.43	107.8	39.57	34.86	3454	3406	12
175	1000	1400	14028204	11 KV MANGALAPUR2	CSUO0060	40000	46,00,000	27,78,361	1,32,13,396	1,33,50,543	60.4	101.04	39.6	38.97	3240	3174	12
99	1000	1300	14019208	11 KV RAJARANI	AH3100236	400	1,24,37,268	74,68,936	4,57,72,422	4,50,01,792	60.05	98.32	39.95	40.96	1543	1497	11
885	1000	1100	14221202	11 KV SATABDI NAGAR	AH3100469	200	81,15,388	48,72,589	2,66,37,936	2,64,54,735	60.04	99.31	39.96	40.37	1243	1234	12
949	1000	1200	14235201	11 KV SARAKANTARA	XC573236	1000	49,73,800	29,72,116	1,46,71,716	1,42,05,691	59.76	96.82	40.24	42.14	1455	1436	11
1183	4000	4100	14318202	11 KV JIRIDAMALI	AH3100524	300	13,64,601	7,97,804	38,03,486	39,61,858	58.46	104.16	41.54	39.1	627	625	5
133	1000	1200	14005202	11 KV BARAMUNDA BDA	RCSU0025	20000	49,68,000	28,98,547	1,71,46,551	1,68,31,476	58.34	98.16	41.66	42.73	987	947	12
1061	1000	1300	14370204	11 KV MANGRAJ POINT	AH3100861	200	1,07,27,664	62,55,294	3,44,37,594	3,40,76,187	58.31	98.95	41.69	42.3	1682	1701	12
129	1000	1300	14023203	11 KV PAHAL	AH3100323	200	1,20,56,586	70,25,421	4,51,78,114	4,50,40,395	58.27	99.7	41.73	41.91	1446	1433	12
212	2000	2200	14059202	11 KV MADHYAKHANDA	AH3100281	200	28,40,142	16,52,601	69,35,520	85,22,399	58.19	122.88	41.81	28.5	4554	4505	11
1282	1000	1300	14370201	11 KV PRACHI VIHAR	AH3100380	200	76,50,164	44,48,861	2,53,15,390	2,50,74,638	58.15	99.05	41.85	42.4	1017	1010	12
723	5000	5100	14158205	11 KV TINIMUHANI	XO614063	20000	38,49,400	22,31,464	95,71,929	1,08,64,179	57.97	113.5	42.03	34.2	1576	1584	12
1225	3000	3200	14242202	11 KV MAHANADI BIHAR2	AH3100986	300	55,87,678	32,31,116	1,71,95,084	1,71,47,325	57.83	99.72	42.17	42.33	976	957	12
1385	3000	3200	14297202	11 KV TELDIA	AH3100982	300	7,20,110	4,13,836	18,73,233	19,15,154	57.47	102.24	42.53	41.25	390	392	12
547	3000	3200	14089206	11 KV CHAULIAGANJ2	AH3101024	400	83,85,624	47,66,015	2,53,73,753	2,65,69,127	56.84	104.71	43.16	40.49	1451	1445	11
169	1000	1100	14015204	11 KV MAA GIRI DURGA	AH3100866	400	32,64,592	18,55,738	1,36,70,688	1,36,61,325	56.84	99.93	43.16	43.19	232	214	12
472	3000	3200	14093204	11 KV AYATPUR	CSD30487	8000	33,81,600	19,11,322	88,85,852	88,99,992	56.52	100.16	43.48	43.39	1631	1615	8
862	1000	1200	14222203	11 KV GANDMUNDA	AH3100822	400	1,06,49,188	59,77,995	3,36,55,878	3,33,99,119	56.14	99.24	43.86	44.29	1697	1724	9
948	3000	3300	14233203	11 KV MANGARAJPUR	15196910	1000	24,11,300	13,51,024	46,92,992	44,37,141	56.03	94.55	43.97	47.03	492	478	11
216	2000	2200	14062205	11 KV PANCHARIDA	AH3100636	300	6,71,040	3,74,332	16,60,786	27,17,563	55.78	163.63	44.22	8.72	4042	4031	3
167	1000	1100	14011210	11 KV DELTAPART	RCSU0147	40000	7,00,000	3,90,309	20,19,017	20,25,023	55.76	100.3	44.24	44.08	151	148	10
858	1000	1200	14217203	11 KV PATIA	AH3100425	400	1,28,87,316	71,69,268	4,07,94,570	3,94,11,307	55.63	96.61	44.37	46.26	1751	1582	9
6	1000	1200	14006202	11 KV BHARATPUR BDA	XD447366	2000	63,16,140	35,09,718	2,04,96,089	2,02,29,509	55.57	98.7	44.43	45.16	784	771	12

1299	3000	3300	14101202	11 KV SUNDARGAON	CACUO0085	2000	57,51,800	31,86,868	1,47,14,362	1,86,78,251	55.41	126.94	44.59	29.67	3062	3005	5
56	1000	1200	14008205	11 KV RENTAL	RCSU0260	40000	1,06,32,000	58,90,681	3,32,60,673	3,27,24,501	55.41	98.39	44.59	45.49	1784	1636	12
63	1000	1100	14016203	11 KV SAHEED NAGAR3	RCSU0066	40000	1,25,68,000	69,40,380	4,26,99,974	4,27,59,070	55.22	100.14	44.78	44.7	1324	1310	12
746	1000	1200	14216203	11 KV SITARAM BAZAAR	XC480708	1000	1,39,75,400	76,92,000	4,43,92,509	4,36,99,249	55.04	98.44	44.96	45.82	2202	2178	12
125	1000	1300	14020208	11 KV RMU15	AH3100725	200	17,01,112	9,27,617	58,83,407	59,40,531	54.53	100.97	45.47	44.94	224	216	3
81	1000	1200	14006206	11 KV SAMPUR	XD448049	2000	32,25,460	17,56,542	1,01,29,899	99,88,202	54.46	98.6	45.54	46.3	511	507	12
7	1000	1200	14008201	11 KV IRC1	17032505	40000	1,09,81,600	59,77,934	3,61,78,269	3,54,65,146	54.44	98.03	45.56	46.64	2277	1968	12
334	3000	3100	14082201	11 KV ENGG SCHOOL	AH3100364	400	18,64,000	10,13,443	64,04,570	62,76,403	54.37	98	45.63	46.72	224	215	5
1180	3000	3500	14309202	11 KV DHARMAGATPUR	AH3100997	300	47,32,577	25,64,789	1,25,61,302	1,37,92,022	54.19	109.8	45.81	40.5	2300	2196	10
636	2000	2300	14107201	11 KV HARIPUR	AH3100124	400	57,34,508	30,99,430	1,44,49,790	1,33,40,162	54.05	92.32	45.95	50.1	2983	2886	11
1327	5000	5100	14164204	11 KV ASURESWAR	AH3100327	200	6,50,278	3,49,394	15,91,133	16,07,963	53.73	101.06	46.27	45.7	420	419	10
1354	1000	1200	14217202	11 KV KALARAHANGA	AH3100426	200	1,13,25,480	60,80,596	3,32,80,194	3,29,13,179	53.69	98.9	46.31	46.9	1793	1750	12
895	1000	1300	14244202	11 KV KUAKHAI	AH3100562	300	64,89,157	34,68,280	1,87,13,759	1,87,95,881	53.45	100.44	46.55	46.32	1393	1351	11
936	4000	4300	14192203	11 KV BHOGABARENI	AH3100777	200	53,88,648	28,71,271	1,39,30,462	1,41,63,160	53.28	101.67	46.72	45.83	2129	2091	11
399	2000	2200	14059205	11 KV KHAMARA SAHI	AH3100279	200	23,73,376	12,55,269	52,78,685	59,72,388	52.89	113.14	47.11	40.16	2654	2587	12
185	1000	1200	14002203	11 KV CSPUR BDA 2	RCSU0206	2000	1,00,06,520	52,90,434	2,82,91,291	2,73,05,737	52.87	96.52	47.13	48.97	1592	1574	12
897	1000	1200	14247202	11 KV INDUSTRIAL	17128552	4000	1,01,26,800	53,44,107	3,58,99,190	3,60,27,703	52.77	100.36	47.23	47.04	2	2	8
1018	4000	4300	14148205	11 KV KARADEI	AH3100953	200	52,21,222	27,51,917	1,38,84,597	1,43,31,160	52.71	103.22	47.29	45.6	1930	1903	11
162	1000	1200	14007203	11 KV KN INDUSTRIAL	X0451594	2000	1,59,92,220	84,16,495	5,16,22,650	5,53,82,329	52.63	107.28	47.37	43.54	2217	2204	12
1132	5000	5400	14179204	11 KV BAZAR	KAU99287	2000	25,51,980	13,37,736	83,02,297	84,58,182	52.42	101.88	47.58	46.6	742	743	12
962	2000	2200	14280203	11 KV BIJIPUR	AH3100634	300	44,64,076	23,11,413	95,35,048	96,81,650	51.78	101.54	48.22	47.43	4133	4172	11
845	1000	1300	14180202	11 KV BALIYANTA	CSUO0467	40000	1,41,28,000	72,84,178	3,99,30,097	4,21,77,285	51.56	105.63	48.44	45.54	2960	2912	12
59	1000	1100	14012206	11 KV UNIT6	RCSU0194	20000	30,44,000	15,67,297	84,72,843	83,17,176	51.49	98.16	48.51	49.46	458	436	12
171	1000	1100	14016202	11 KV SAHEED NAGAR2	RCSU0015	40000	85,08,000	43,78,579	3,01,21,428	3,12,58,133	51.46	103.77	48.54	46.59	662	651	12
1092	3000	3500	14312203	11 KV RAMESWARSAURI	AH3100897	200	49,56,736	25,47,027	1,29,92,889	1,28,39,701	51.39	98.82	48.61	49.22	2368	2192	12
83	1000	1200	14008207	11 KV IRC4	RCSU0081	20000	80,44,000	41,26,987	2,39,50,920	2,32,39,955	51.31	97.03	48.69	50.22	1167	995	12
961	2000	2200	14280201	11 KV MARADA	AH3100635	300	12,20,651	6,23,286	25,21,024	25,76,774	51.06	102.21	48.94	47.81	1207	1225	11
678	1000	1300	14244201	11 KV SISHUPALA GADA	AH3100565	300	89,50,356	45,59,689	2,38,00,141	2,40,58,219	50.94	101.08	49.06	48.5	1636	1607	12
200	1000	1100	14015203	11 KV UNIT2	AH3101087	400	20,06,320	10,21,636	56,76,140	56,04,110	50.92	98.73	49.08	49.73	326	318	12
473	3000	3500	14099202	11 KV BUHALA	KA903338	4000	11,23,840	5,71,196	24,58,541	31,69,428	50.83	128.91	49.17	34.48	612	609	5
1083	3000	3200	14297201	11 KV SOMAPUR	AH3100983	300	4,16,023	2,11,194	9,76,998	10,29,700	50.76	105.39	49.24	46.5	171	170	12
1200	3000	3100	14209203	11 KV MUSEUM	AH3100971	200	23,25,204	11,80,219	63,76,282	63,43,031	50.76	99.48	49.24	49.51	363	359	12
721	5000	5100	14154205	11 KV MENDHAPUR	CSO60404	4000	24,91,040	12,61,831	48,41,369	52,62,431	50.65	108.7	49.35	44.94	1576	1574	10
508	5000	5100	14156202	11 KV PATRAPUR DASIPUR	CSD30148	15000	40,67,550	20,58,841	84,09,274	87,69,302	50.62	104.28	49.38	47.22	2830	2827	11
751	1000	1200	14231203	11 KV PAL HEIGHT	XC573242	1000	1,51,95,000	76,88,603	5,39,43,168	5,35,58,591	50.6	99.29	49.4	49.76	1670	1468	12
134	1000	1200	14006205	11 KV BHARATPUR	XD448052	2000	1,10,85,620	56,09,744	2,69,93,362	2,67,18,207	50.6	98.98	49.4	49.91	3172	3141	10
36	1000	1100	14017204	11 KV ACHARYA VIHARPART	AH3100478	400	90,22,456	45,30,703	2,48,45,249	2,60,03,313	50.22	104.66	49.78	47.44	912	895	9
1360	1000	1300	14244204	11 KV GANGUA	AH3100561	300	78,04,511	39,14,706	2,13,11,943	2,13,09,759	50.16	99.99	49.84	49.85	1190	1170	12
586	3000	3500	14100201	11 KV NISCHINTA KOILI BAZAR	2982456	2000	14,44,000	7,22,038	37,51,041	41,26,900	50	110.02	50	44.99	474	467	3
692	1000	1400	14262202	11 KV TIKARPADA	15625469	4000	33,97,120	16,93,496	77,47,166	78,70,748	49.85	101.6	50.15	49.35	2129	2095	5
1168	1000	1400	14262201	11 KV BANGURIGAN	15625571	4000	37,69,040	18,75,194	80,60,326	81,55,238	49.75	101.18	50.25	49.66	2489	2396	6
1030	5000	5400	14175203	11 KV REBHUTAMUNDAI	AH3100152	80	43,93,795	21,75,424	94,89,468	97,05,905	49.51	102.28	50.49	49.36	2528	2528	5

1298	3000	3500	14096201	11 KV JAIPUR/KOTAPADA	KA903345	2000	32,72,000	16,19,355	72,69,625	81,82,879	49.49	112.56	50.51	44.29	1842	1725	10
161	1000	1200	14005205	11 KV BARAMUNDA RE	RCSU0097	20000	28,82,000	14,14,913	85,94,498	83,33,725	49.09	96.97	50.91	52.39	419	415	12
667	3000	3500	14212201	11 KV GOPINATHPUR	AH3100993	400	57,82,148	28,26,484	1,27,88,710	1,46,93,589	48.88	114.9	51.12	43.84	3882	3795	11
104	1000	1400	14031204	11 KV KONARK U/G	AH3100423	200	33,51,836	16,37,870	95,66,032	1,11,80,426	48.86	116.88	51.14	42.89	836	785	12
744	3000	3100	14209201	11 KV CIRCUIT HOUSE	AH3100972	200	32,86,400	16,02,114	84,79,786	85,45,816	48.75	100.78	51.25	50.87	529	525	9
163	1000	1200	14007206	11 KV TAMANDO	X0451596	1000	77,42,500	37,63,787	2,02,69,234	1,99,11,854	48.61	98.24	51.39	52.25	1536	1562	12
1247	3000	3400	14304201	11 KV KAMALADIHA NEW	AH3100604	300	43,07,514	20,93,053	90,12,203	99,50,345	48.59	110.41	51.41	46.35	3498	3438	12
180	2000	2100	14034204	11 KV MADANPUR	AH3100559	200	86,14,000	41,54,302	2,28,48,046	2,39,27,702	48.23	104.73	51.77	49.49	1494	1451	8
576	3000	3100	14084209	11 KV DD OH	AH3100550	400	49,71,572	23,79,695	1,26,04,658	1,23,79,518	47.87	98.21	52.13	52.99	760	739	12
952	3000	3200	14242201	11 KV MAHANADI BIHAR1	AH3100929	300	1,14,30,936	54,56,056	2,99,73,684	2,97,37,831	47.73	99.21	52.27	52.64	1325	1306	12
267	2000	2100	14044201	11 KV KHURDA TOWN 1	AH3100415	200	68,72,432	32,63,469	1,75,95,891	1,91,82,363	47.49	109.02	52.51	48.23	1732	1645	11
416	3000	3100	14082204	11 KV BARRAGEPART	AH3100363	400	58,70,676	27,83,861	1,49,55,573	1,53,25,029	47.42	102.47	52.58	51.41	982	968	9
937	5000	5300	14194203	11 KV DERIK/ SIKHAR	CSD30022	4000	10,98,800	5,16,105	21,66,635	22,76,663	46.97	105.08	53.03	50.64	801	799	12
243	2000	2200	14053202	11 KV LATHIPADA1	CSD30700	20000	8,92,000	4,17,442	19,96,046	28,23,333	46.8	141.45	53.2	33.81	2670	2652	8
1090	3000	3400	14308201	11 KV BADABARSINGHA	AH3100110	300	26,98,296	12,59,722	58,94,994	63,36,237	46.69	107.49	53.31	49.82	1705	1688	11
58	1000	1100	14011207	11 KV RAJ BHAWAN	RCSU0143	20000	3,94,000	1,82,914	9,35,677	9,20,504	46.42	98.38	53.58	54.33	57	55	12
1345	5000	5100	14200202	11 KV HATSAHI	CSD30088	4000	37,11,360	17,22,792	69,82,940	63,58,453	46.42	91.06	53.58	57.73	3029	3012	9
519	5000	5400	14177204	11 KV MEDICAL	AH3100838	200	14,55,960	6,75,478	32,16,345	33,36,585	46.39	103.74	53.61	51.87	611	611	10
594	3000	3400	14116203	11 KV ANKULA	X0480578	20000	6,83,200	3,15,082	13,65,634	14,92,518	46.12	109.29	53.88	49.6	359	349	9
883	1000	1200	14217201	11 KV KIIT	AH3100428	400	1,34,35,752	61,58,306	3,52,50,674	3,40,97,475	45.84	96.73	54.16	55.66	1492	1470	9
189	1000	1200	14003204	11 KV POLYMER COMPLEX	AH3100175	400	38,54,368	17,54,236	92,31,413	93,12,402	45.51	100.88	54.49	54.09	528	537	5
772	5000	5100	14164203	11 KV CHANDOLA	AH3100328	200	61,60,610	27,88,542	1,27,59,305	1,26,06,872	45.26	98.81	54.74	55.28	3120	3119	12
1152	3000	3300	14233202	11 KV BERHAMPUR	15196904	1000	14,58,100	6,56,984	32,65,073	39,47,892	45.06	120.91	54.94	45.52	738	727	8
822	5000	5400	14178204	11 KV PANCHAPALLI	X0478801	30000	30,99,000	13,95,885	55,80,335	70,21,723	45.04	125.83	54.96	43.32	2879	2877	4
186	1000	1200	14002205	11 KV HOUSING BOARD1	XD447382	2000	1,27,57,780	57,20,594	3,03,41,262	2,99,59,861	44.84	98.74	55.16	55.72	1794	1802	12
139	1000	1100	14012203	11 KV UNIT1	RCSU0048	20000	54,64,000	24,42,889	1,48,29,645	1,52,43,758	44.71	102.79	55.29	54.04	1316	1286	12
229	3000	3100	14080202	11 KV SECTOR 67	AH3100359	400	1,25,80,604	56,08,010	2,85,18,198	2,78,74,268	44.58	97.74	55.42	56.43	2061	2038	11
1217	5000	5100	14347202	11 KV CHAUDAKULATA	AH3101033	300	30,23,106	13,42,832	57,25,609	59,60,360	44.42	104.1	55.58	53.76	1376	1365	12
575	3000	3100	14084204	11 KV GORAKABAR	AH3100305	200	56,45,116	25,06,835	1,34,08,998	1,30,72,323	44.41	97.49	55.59	56.71	896	883	12
765	5000	5100	14153204	11 KV BALIPATANA	AH3100392	200	50,24,022	22,19,045	95,76,358	99,32,518	44.17	103.72	55.83	54.19	2416	2419	12
1234	1000	1400	14263203	11 KV TULASIPUR	16081173	4000	52,64,400	23,24,000	1,15,01,437	1,21,30,741	44.15	105.47	55.85	53.44	2501	2453	12
232	3000	3100	14084203	11 KV CANTONMENT 2	AH3100308	400	86,99,928	38,41,120	2,03,76,105	2,06,66,039	44.15	101.42	55.85	55.22	1221	1202	12
153	1000	1400	14027206	11 KV BASANT MALA	AH3100314	200	94,02,984	41,39,761	2,25,11,437	2,19,59,485	44.03	97.55	55.97	57.05	3767	3658	11
314	1000	1400	14029203	11 KV SUNDARA	12527176	2000	57,58,800	25,29,483	1,10,72,574	1,19,38,607	43.92	107.82	56.08	52.64	2547	2501	12
931	3000	3300	14184207	11 KV KALINGA	XG457225	40	91,67,560	40,20,493	2,03,83,114	2,20,44,223	43.86	108.15	56.14	52.57	2263	2198	9
785	3000	3500	14309203	11 KV MANOHARPUR	AH3100996	300	43,24,916	18,63,953	83,54,133	83,82,083	43.1	100.33	56.9	56.76	1874	1781	10
1279	3000	3500	14366201	11 KV PADMAPUR	CSC08669	4000	77,28,080	33,25,769	1,65,43,556	1,62,64,962	43.03	98.32	56.97	57.69	2229	2023	12
974	4000	4100	14318201	11 KV BAISINGA	AH3100523	300	63,83,997	27,34,868	1,96,21,138	2,08,94,326	42.84	106.49	57.16	54.38	1079	1070	12
23	1000	1300	14026202	11 KV DHAULI	AH3100418	200	1,21,62,920	51,92,122	2,48,03,496	2,49,52,736	42.69	100.6	57.31	57.06	3176	2999	12
187	1000	1200	14003201	11 KV INFOCITY	AH3100176	200	14,15,742	6,04,291	59,89,807	58,64,978	42.68	97.92	57.32	58.21	1	1	9
349	2000	2200	14057201	11 KV GANIA	CSD30523	10000	27,65,000	11,66,191	49,19,350	53,33,754	42.18	108.42	57.82	54.27	2448	2435	5
191	1000	1200	14006201	11 KV KHANDAGIRI	XD447364	2000	94,60,060	39,89,786	2,06,19,037	2,09,38,176	42.18	101.55	57.82	57.17	1544	1536	12

79	1000	1200	14005203	11 KV BARAMUNDA DELTA	RCSU0172	20000	1,05,88,000	44,65,869	2,42,42,417	2,42,91,632	42.18	100.2	57.82	57.74	1124	1106	12
1391	4000	4100	14313203	11 KV KOTAGARA	AH3100503	300	42,03,927	17,68,891	74,51,203	79,48,333	42.08	106.67	57.92	55.12	2952	2944	12
539	3000	3400	14111204	11 KV GODIBANDHA	KA903325	2000	20,15,580	8,47,849	37,61,659	46,66,128	42.06	124.04	57.94	47.82	1335	1303	12
168	1000	1100	14015202	11 KV UNIT3	AH3101086	400	61,36,528	25,80,758	1,70,64,298	1,68,72,296	42.06	98.87	57.94	58.42	504	494	12
855	3000	3100	14209204	11 KV BUXI BAZAR	AH3100228	200	1,24,05,112	52,11,921	2,93,16,943	2,94,26,262	42.01	100.37	57.99	57.83	1464	1452	12
443	3000	3100	14084213	11 KV CHANDI MANDIR	AH3100116	400	53,76,496	22,50,345	1,18,77,918	1,19,99,703	41.86	101.03	58.14	57.72	686	672	12
65	1000	1300	14020204	11 KV BOMIKHAL	AH3100622	400	34,23,152	13,95,385	75,63,186	74,76,256	40.76	98.85	59.24	59.71	397	389	11
196	1000	1100	14013206	11 KV RMU22	AH3100715	200	10,79,792	4,39,628	29,48,023	30,57,570	40.71	103.72	59.29	57.77	86	82	4
866	1000	1200	14237202	11 KV NUAGAON	XC573232	1000	76,76,700	31,15,942	1,66,40,750	1,64,32,959	40.59	98.75	59.41	59.92	1190	1193	11
900	1000	1400	14266201	11 KV MALLAGAON	AH3100515	300	18,93,325	7,65,432	36,09,659	35,51,891	40.43	98.4	59.57	60.22	859	857	12
28	1000	1200	14006204	11 KV SATELITE	XD447368	2000	83,74,120	33,57,451	1,82,42,676	1,77,69,051	40.09	97.4	59.91	60.95	1315	1334	12
1038	5000	5100	14349202	11 KV MAHARAKULA	XC548790	1000	19,95,600	7,95,126	33,83,313	33,66,927	39.84	99.52	60.16	60.35	1300	1303	12
1335	5000	5400	14178207	11 KV KOTHI	KAU99296	2000	21,12,220	8,35,916	36,48,243	42,82,166	39.58	117.38	60.42	53.55	1156	1153	11
1148	1000	1300	14224202	11 KV BHINGARPUR	15197128	1000	68,79,600	27,20,051	1,30,69,901	1,34,66,272	39.54	103.03	60.46	59.26	1812	1761	10
22	1000	1300	14023202	11 KV TRINATH BAZAR	AH3100487	200	99,84,042	39,30,093	1,95,68,645	2,11,73,846	39.36	108.2	60.64	57.41	2163	2099	12
504	4000	4300	14147202	11 KV BIJIGULU	AH3100494	10	9,29,010	3,65,058	16,04,486	17,69,937	39.3	110.31	60.7	56.65	444	440	12
769	5000	5100	14158204	11 KV BHARATPUR	XG457246	20000	52,62,000	20,65,013	87,45,973	84,61,765	39.24	96.75	60.76	62.03	2453	2456	10
240	1000	1400	14051202	11 KV NAGAPUR	AH3100410	200	47,69,210	18,62,791	86,71,204	94,68,809	39.06	109.2	60.94	57.35	2117	2059	12
560	3000	3400	14110204	11 KV RAGADIPADA	KA903349	40000	25,96,800	10,11,331	50,13,269	49,19,130	38.95	98.12	61.05	61.79	1267	1248	2
106	1000	1200	14006207	11 KV K2	XD448050	2000	66,41,060	25,80,506	1,35,63,208	1,35,39,286	38.86	99.82	61.14	61.21	1092	1106	11
720	5000	5100	14153201	11 KV JARIA	X0480564	20000	75,52,800	28,99,597	1,23,24,028	1,18,13,910	38.39	95.86	61.61	63.2	3761	3720	12
375	1000	1400	14051203	11 KV BEGUNAI	AH3100406	200	68,50,430	26,27,123	1,17,85,632	1,21,11,910	38.35	102.77	61.65	60.59	3163	3088	12
583	3000	3200	14094205	11 KV BISWALPADA	KA903330	40000	16,14,400	6,19,008	27,58,217	30,95,475	38.34	112.23	61.66	56.97	556	551	1
1290	3000	3100	14082202	11 KV RAILWAY	AH3100188	400	1,21,25,736	46,47,501	2,53,69,363	2,62,18,638	38.33	103.35	61.67	60.39	1351	1301	12
478	3000	3300	14106202	11 KV NIALI TOWN	12527186	2000	79,77,400	30,56,726	1,37,33,301	1,64,20,212	38.32	119.56	61.68	54.19	3565	3530	12
861	1000	1100	14221203	11 KV FIRE STATION	AH3100470	200	1,20,18,990	45,98,876	2,40,44,881	2,40,05,732	38.26	99.84	61.74	61.8	1751	1633	12
675	3000	3100	14238201	11 KV TULASIPUR	AH3100452	300	29,49,996	11,27,308	56,13,694	55,05,241	38.21	98.07	61.79	62.52	456	445	4
72	1000	1400	14028203	11 KV MANGALAPUR1	X0614061	40000	1,18,94,800	45,28,323	2,41,96,913	2,55,06,755	38.07	105.41	61.93	59.87	3186	3108	8
103	1000	1400	14031201	11 KV KONARK OH	AH3100200	400	43,58,704	16,58,621	1,04,28,272	1,01,44,935	38.05	97.28	61.95	62.98	888	821	11
92	1000	1100	14017203	11 KV AG COLONY	RCSU0211	20000	3,60,600	1,36,233	8,90,162	8,91,398	37.78	100.14	62.22	62.17	22	22	1
1047	5000	5400	14345202	11 KV PAIKAKULA	AH3101074	300	17,09,056	6,39,935	27,85,255	27,88,781	37.44	100.13	62.56	62.51	590	589	12
1304	3000	3300	14109202	11 KV CHARINANGALA	13196390	1000	31,51,600	11,72,136	51,50,969	57,82,778	37.19	112.27	62.81	58.25	1404	1377	12
138	1000	1100	14011209	11 KV OERC	RCSU0230	20000	1,02,42,000	38,08,909	2,01,65,085	1,99,05,746	37.19	98.71	62.81	63.29	1111	1089	12
652	1000	1300	14183202	11 KV KESURA	AH3100143	400	46,24,616	17,14,891	88,14,434	85,96,846	37.08	97.53	62.92	63.83	635	610	11
681	1000	1200	14251203	11 KV TANGI BANTA	XD488334	2000	87,13,400	32,29,596	1,54,30,962	1,64,52,324	37.06	106.62	62.94	60.48	1967	1949	11
55	1000	1200	14007205	11 KV DUMDUMA	X0451592	2000	93,27,000	34,44,647	1,86,74,323	1,83,41,909	36.93	98.22	63.07	63.73	1499	1476	12
745	3000	3500	14212202	11 KV BILAHATA	AH3100994	200	50,89,740	18,75,167	82,30,217	94,31,761	36.84	114.6	63.16	57.78	2184	2158	11
207	1000	1400	14029202	11 KV JUINTY	CSUO0287	20000	70,18,000	25,78,166	1,16,72,577	1,27,09,526	36.74	108.88	63.26	60	3507	3401	12
313	1000	1400	14027205	11 KV NIMAPARA GOP	AH3100310	200	1,59,30,764	58,32,094	2,87,20,393	2,89,44,033	36.61	100.78	63.39	63.11	4244	4166	11
316	1000	1400	14030204	11 KV NUAHAT2	CSD30555	20000	63,96,000	23,39,143	1,05,82,402	1,07,25,567	36.57	101.35	63.43	62.93	2835	2797	12
390	3000	3100	14081203	11 KV CHANDINICHOWK	XO480464	40000	1,03,74,400	37,77,168	2,04,15,431	2,14,84,965	36.41	105.24	63.59	61.68	1331	1308	8
1037	5000	5100	14349201	11 KV GOVINDPUR	XC548754	1000	35,23,100	12,73,967	56,13,471	59,07,048	36.16	105.23	63.84	61.95	1774	1767	12

1199	5000	5100	14197202	11 KV LAW COLLEGE	AH3100472	40	38,82,900	13,90,201	65,85,754	64,86,661	35.8	98.5	64.2	64.74	1274	1269	12
1359	1000	1300	14244203	11 KV CIFA	AH3100564	300	29,03,851	10,36,894	53,87,663	56,68,371	35.71	105.21	64.29	62.43	354	348	12
1089	3000	3400	14307201	11 KV GADADHARPUR	15625495	1000	43,00,200	15,20,649	67,65,234	74,93,052	35.36	110.76	64.64	60.83	2033	2028	8
154	1000	1400	14030203	11 KV NILAKANTHAPUR	KA904012	1000	62,68,850	22,15,391	97,11,886	98,81,267	35.34	101.74	64.66	64.04	2761	2684	12
849	5000	5100	14201201	11 KV BADAPADA	KA907396	500	10,59,300	3,72,873	15,78,954	17,78,685	35.2	112.65	64.8	60.35	1231	1231	12
574	3000	3100	14084202	11 KV CHAUDHURY BAZAR 2	AH3100554	400	1,44,48,900	50,65,082	2,74,47,646	2,74,97,569	35.06	100.18	64.94	64.88	1698	1673	12
86	1000	1100	14011203	11 KV GBNAGAR	RCSU0244	40000	94,96,000	33,20,284	1,81,95,222	1,83,07,586	34.97	100.62	65.03	64.82	1458	1403	12
159	1000	1200	14002204	11 KV HOUSING BOARD3	XD447380	2000	1,56,60,340	54,74,175	2,82,20,740	2,71,37,241	34.96	96.16	65.04	66.39	2187	2053	12
676	3000	3100	14238202	11 KV EYE HOSPITAL	Y0009853	2000	57,39,400	20,00,997	1,34,96,815	1,28,93,581	34.86	95.53	65.14	66.69	394	395	6
292	2000	2100	14044205	11 KV GURUJANGA	XO480562	40000	1,34,96,000	46,88,675	2,31,59,858	2,47,43,433	34.74	106.84	65.26	62.88	3018	2871	12
998	4000	4100	14313202	11 KV ANALABERENI	AH3100543	300	60,51,681	20,95,384	1,09,21,607	1,02,05,710	34.62	93.45	65.38	67.64	1982	1961	12
1270	5000	5300	14357201	11 KV DERIKI	AH3100397	300	2,26,512	78,335	3,40,293	5,45,784	34.58	160.39	65.42	44.53	542	541	4
1216	5000	5100	14347201	11 KV GHAGARA	AH3100475	300	19,90,518	6,84,431	28,25,757	29,23,962	34.38	103.48	65.62	64.42	962	947	12
815	5000	5100	14155204	11 KV OLAVER	14155204	1	8,51,400	2,89,393	13,46,449	13,96,269	33.99	103.7	66.01	64.75	261	260	5
35	1000	1100	14013201	11 KV MADHUSUDHAN NAGAR	AH3100714	200	50,11,782	16,93,053	1,05,95,065	1,06,46,510	33.78	100.49	66.22	66.05	859	816	12
766	5000	5100	14153206	11 KV BELTALA	X0480516	20000	24,33,200	8,20,778	40,95,555	40,12,287	33.73	97.97	66.27	66.95	587	586	12
1326	5000	5200	14163202	11 KV NARENDRAPURPART	KAU99281	4000	91,36,280	30,80,885	1,43,96,881	1,64,71,855	33.72	114.41	66.28	61.42	3766	3472	9
967	3000	3200	14297203	11 KV RAMKUMARPUR	AH3100981	300	29,43,372	9,92,101	44,85,888	45,91,029	33.71	102.34	66.29	65.5	905	886	12
1389	3000	3500	14309201	11 KV DHAMANTPUR / RAISUNGUDA BAZAAR	AH3100995	300	9,41,163	3,14,264	15,27,017	16,75,487	33.39	109.72	66.61	63.36	331	304	10
1305	3000	3400	14111201	11 KV BAGDHARIA	14111201	1	23,53,820	7,85,188	38,28,150	50,42,943	33.36	131.73	66.64	56.06	1016	1005	7
585	3000	3500	14097203	11 KV CHAINPALPART	KA903342	2000	47,17,960	15,70,497	69,08,901	78,35,131	33.29	113.41	66.71	62.25	1912	1813	11
842	5000	5400	14176202	11 KV KANAKPUR	AH3100839	40	15,49,543	5,12,112	22,92,455	24,21,306	33.05	105.62	66.95	65.09	624	627	11
838	5000	5300	14169204	11 KV PUNANGA	X0614060	20000	73,94,800	24,34,014	1,19,01,158	1,22,70,890	32.92	103.11	67.08	66.06	2024	2020	4
844	5000	5400	14177203	11 KV BEHERADA	AH3100841	200	24,84,674	8,13,640	36,90,243	40,38,957	32.75	109.45	67.25	64.16	1300	1291	10
71	1000	1400	14027204	11 KV OMFED	AH3100313	200	1,29,40,056	42,29,077	2,34,12,589	2,30,75,716	32.68	98.56	67.32	67.79	2223	2203	12
954	2000	2100	14267201	11 KV KATHAKHUNTANIA	15625500	1000	11,10,400	3,62,509	15,26,262	16,91,786	32.65	110.85	67.35	63.81	583	577	12
1031	5000	5400	14175204	11 KV RANGIAGADA	AH3100149	100	72,50,177	23,64,672	1,26,16,102	1,32,83,697	32.62	105.29	67.38	65.66	1270	1259	12
1091	3000	3500	14312201	11 KV JAPAKUDA	AH3100901	300	36,07,161	11,75,173	57,99,831	61,27,615	32.58	105.65	67.42	65.58	1251	1142	12
737	4000	4300	14192201	11 KV BALHRA	AH3100778	200	96,71,550	31,49,238	1,56,40,918	1,58,11,304	32.56	101.09	67.44	67.08	2105	2091	11
590	3000	3400	14112203	11 KV NARSINGHPUR	13196374	1000	81,58,700	26,50,932	1,36,32,057	1,70,30,431	32.49	124.93	67.51	59.41	2031	2026	9
722	5000	5100	14155201	11 KV OSTIA	CSUO0519	20000	51,39,400	16,65,643	72,41,980	73,87,961	32.41	102.02	67.59	66.94	2301	2299	8
271	1000	1400	14051201	11 KV GOP	AH3100408	200	51,02,040	16,47,883	84,47,164	85,50,547	32.3	101.22	67.7	67.31	1285	1243	12
540	3000	3400	14111205	11 KV BASALIHATA	KA903328	2000	31,65,620	10,21,091	49,76,331	64,42,051	32.26	129.45	67.74	58.24	1168	1155	12
1198	5000	5300	14194202	11 KV CHANDAPURA	KAU99290	2000	23,63,620	7,61,876	31,69,920	32,82,166	32.23	103.54	67.77	66.63	1273	1272	12
285	3000	3100	14084201	11 KV CHAUDHURY BAZAR 1	AH3100447	400	1,38,00,940	44,46,364	2,57,55,418	2,53,68,278	32.22	98.5	67.78	68.27	1152	1115	12
670	1000	1300	14224201	11 KV GANGESWARPART	15197121	1000	47,26,000	15,18,721	75,10,522	82,58,420	32.14	109.96	67.86	64.66	1076	1050	8
136	1000	1200	14009201	11 KV XAVIER NALCO	XD447369	1000	47,11,000	15,08,506	99,79,652	94,95,068	32.02	95.14	67.98	69.53	566	432	12
366	2000	2100	14036201	11 KV HALADIA	16046253	1000	1,30,36,190	41,60,748	1,76,66,921	2,03,46,270	31.92	115.17	68.08	63.24	5937	5730	8
635	3000	3300	14106203	11 KV KAPASI	KA903351	2000	42,98,620	13,67,691	62,11,885	67,16,877	31.82	108.13	68.18	65.6	969	974	12
109	1000	1100	14011201	11 KV OUAT	RCSU0268	40000	1,07,12,000	33,97,561	1,88,13,144	1,88,28,772	31.72	100.08	68.28	68.26	1174	1106	12
176	1000	1400	14029201	11 KV ASTARANG	XE480705	400	1,11,83,120	35,43,563	1,74,77,768	1,76,06,769	31.69	100.74	68.31	68.08	3915	3839	12
330	2000	2200	14060202	11 KV SAMAPADA	AH3100638	40	6,89,894	2,18,287	8,99,885	10,54,575	31.64	117.19	68.36	62.92	608	607	11

864	1000	1200	14230204	11 KV LAXMI VIHAR	AH3100595	300	1,18,61,093	37,49,474	2,04,30,907	2,00,06,808	31.61	97.92	68.39	69.04	1146	1143	12
32	1000	1100	14011202	11 KV UNITI A NAGAR	RCSU0130	40000	56,44,000	17,77,359	1,51,15,924	1,50,59,204	31.49	99.62	68.51	68.63	75	75	12
1048	5000	5400	14345204	11 KV MANAPUR	AH3101072	300	33,99,622	10,69,906	47,30,611	48,71,237	31.47	102.97	68.53	67.59	1329	1328	12
561	3000	3400	14112205	11 KV JAIPUR	CSUO0543	20000	11,60,000	3,61,018	15,77,751	18,02,280	31.12	114.23	68.88	64.45	584	565	12
100	1000	1400	14024203	11 KV BANAMALIPUR	2984459	80	26,50,712	8,21,793	39,56,334	33,84,423	31	85.54	69	73.48	670	660	12
969	3000	3400	14305202	11 KV GOPAPUR LOCAL	AH3100926	300	26,86,921	8,28,385	40,56,400	48,33,821	30.83	119.17	69.17	63.26	952	939	12
584	3000	3500	14097201	11 KV MAHANGA	13196340	2000	69,33,420	21,36,113	94,22,125	1,08,12,603	30.81	114.76	69.19	64.64	2627	2497	10
1206	1000	1200	14222204	11 KV JAGAMOHAN NAGAR	AH3100851	400	1,66,93,768	51,16,355	2,85,75,924	2,81,98,646	30.65	98.68	69.35	69.76	1329	1313	12
515	5000	5300	14171201	11 KV BALIA	AH3101073	300	23,38,203	7,16,155	31,31,282	33,79,800	30.63	107.94	69.37	66.94	722	721	12
549	3000	3200	14091204	11 KV NAYABAZAR	AH3100973	400	1,12,34,840	34,31,951	1,78,97,548	1,85,31,070	30.55	103.54	69.45	68.37	1237	1216	10
656	5000	5300	14193202	11 KV PARBATIPUR	AH3100394	40	31,02,956	9,44,424	41,34,432	44,28,283	30.44	107.11	69.56	67.4	1799	1764	11
137	1000	1200	14010203	11 KV PRESS	AH3100863	200	75,68,738	22,90,896	1,22,01,791	1,17,50,692	30.27	96.3	69.73	70.85	790	554	12
808	4000	4300	14147201	11 KV SAMAL VILLAGE	CSC17471	500	10,32,785	3,07,249	14,13,932	14,75,519	29.75	104.36	70.25	68.95	374	367	12
236	2000	2100	14044206	11 KV TARATUA	AH3100557	400	61,04,000	18,13,291	91,01,670	93,16,001	29.71	102.35	70.29	69.59	1402	1369	9
45	1000	1400	14031202	11 KV BALI DOKAN	AH3100161	400	58,49,392	17,36,154	75,09,309	78,95,854	29.68	105.15	70.32	68.79	2516	2485	12
577	3000	3100	14085202	11 KV BIDANASI	AH3100225	200	83,95,124	24,84,372	1,24,13,866	1,21,80,746	29.59	98.12	70.41	70.96	1087	1063	12
1340	4000	4300	14192202	11 KV GOTAMARA	AH3100780	200	23,42,684	6,86,767	32,83,782	34,97,299	29.32	106.5	70.68	68.78	595	582	11
1344	5000	5100	14199202	11 KV PANCHUPANDAV	AH3100332	40	68,22,885	19,88,300	86,70,077	83,37,892	29.14	96.17	70.86	71.97	2556	2551	12
475	3000	3300	14103203	11 KV KUSPANGI	AH3100598	80	41,69,114	12,13,070	70,16,943	82,95,704	29.1	118.22	70.9	65.6	601	595	11
69	1000	1400	14024204	11 KV NARODA	2984385	40	81,68,424	23,75,593	1,07,97,005	1,03,87,000	29.08	96.2	70.92	72.02	2231	2196	12
242	2000	2200	14052205	11 KV DIBYASINGHPUR	AH3101092	300	7,52,928	2,18,899	9,57,901	11,51,213	29.07	120.18	70.93	65.06	1543	1575	4
640	3000	3400	14110205	11 KV GOPINATHPUR	AH3100606	300	57,83,415	16,81,483	92,43,248	97,09,226	29.07	105.04	70.93	69.46	2022	2014	12
54	1000	1200	14007204	11 KV KN RE	X0451595	1000	1,12,90,740	32,70,409	1,84,95,236	1,84,16,003	28.97	99.57	71.03	71.16	1586	1579	12
422	3000	3200	14088203	11 KV NADIKULA	AH3100790	400	38,12,328	10,91,829	76,26,346	75,22,302	28.64	98.64	71.36	71.75	15	14	3
634	3000	3300	14104201	11 KV ADASPUR UN COLL	KA903343	4000	76,62,400	21,82,409	83,69,342	97,26,851	28.48	116.22	71.52	66.9	1405	1371	7
704	4000	4100	14124201	11 KV TOWN1	AH3100401	200	95,22,056	26,90,719	1,41,93,027	1,44,37,208	28.26	101.72	71.74	71.26	1634	1622	12
423	3000	3200	14089202	11 KV MAHANADI	AH3101023	400	26,84,340	7,58,166	49,12,913	50,38,001	28.24	102.55	71.76	71.04	376	366	11
293	2000	2100	14047204	11 KV CHAKAPADA	X0614098	4000	7,93,640	2,24,013	9,44,574	10,93,928	28.23	115.81	71.77	67.31	1458	1429	8
1390	3000	3500	14312202	11 KV BHIMADASPUR	AH3100899	300	46,13,293	13,01,558	56,57,598	57,80,771	28.21	102.18	71.79	71.17	1660	1578	12
1324	5000	5100	14158202	11 KV KENDRAPADATOWN 2	XO614059	20000	1,05,76,800	29,67,688	1,63,29,985	1,62,19,435	28.06	99.32	71.94	72.13	1453	1456	12
520	5000	5400	14179202	11 KV SANTARA	11266379	20000	74,27,400	20,37,388	88,36,973	93,05,254	27.43	105.3	72.57	71.12	2829	2813	12
66	1000	1300	14020205	11 KV KALPANA2	AH3100621	400	1,13,72,808	31,10,347	1,79,35,676	1,78,62,975	27.35	99.59	72.65	72.76	918	912	11
628	3000	3200	14090201	11 KV INDUSTRIAL1	AH3100202	200	1,01,24,046	27,65,988	1,50,00,711	1,49,90,180	27.32	99.93	72.68	72.7	866	855	8
683	1000	1400	14255201	11 KV BANAMALIPUR	15196897	1000	1,38,98,600	37,82,860	1,79,80,575	1,73,64,922	27.22	96.58	72.78	73.71	3028	2974	12
612	4000	4300	14147204	11 KV COLONY	AH3100490	200	11,76,930	3,20,077	14,63,996	15,19,444	27.2	103.79	72.8	71.77	345	334	12
559	3000	3400	14110202	11 KV BADAMBA TOWN	KA903334	2000	42,23,860	11,48,511	59,90,532	59,16,948	27.19	98.77	72.81	73.14	1014	1011	12
867	1000	1200	14237204	11 KV GODIBARI	XC573231	1000	65,68,600	17,77,737	86,78,942	92,91,839	27.06	107.06	72.94	71.02	1399	1359	11
1050	5000	5100	14352202	11 KV JAYNAGAR	15625452	1000	42,27,600	11,18,513	45,59,399	50,35,194	26.46	110.44	73.54	70.78	1829	1828	12
739	5000	5100	14197201	11 KV DUHURIA	AH3100219	40	18,10,875	4,78,415	21,64,490	22,66,802	26.42	104.73	73.58	72.33	430	424	12
730	1000	1300	14180201	11 KV NAHARKANTA	CSUO0423	40000	1,75,24,000	46,28,064	2,46,18,186	2,45,07,862	26.41	99.55	73.59	73.71	1702	1675	12
275	2000	2200	14055201	11 KV KANTILO	CSD30343	20000	20,22,000	5,33,034	24,36,929	25,92,683	26.36	106.39	73.64	71.95	3981	4134	8
626	3000	3100	14084210	11 KV SRI VIHAR	AH3100553	200	37,53,092	9,86,058	54,72,889	55,05,853	26.27	100.6	73.73	73.57	291	279	12

127	1000	1300	14022202	11 KV MANCHESWAR2	XD447373	2000	91,41,860	24,00,374	1,60,15,922	1,62,48,430	26.26	101.45	73.74	73.36	537	517	5
813	5000	5100	14153202	11 KV PATTAMUNDAI BAZAR	X0614097	20000	25,06,400	6,55,214	37,68,446	40,50,060	26.14	107.47	73.86	71.9	611	614	8
41	1000	1400	14024201	11 KV BALIPATNA	2984419	80	78,96,256	20,62,174	99,60,478	92,37,905	26.12	92.75	73.88	75.78	1600	1550	12
916	3000	3300	14299203	11 KV KHALARDA	AH3100881	300	33,88,587	8,81,529	42,59,789	51,96,516	26.01	121.99	73.99	68.26	711	700	12
1386	3000	3300	14302201	11 KV ARAKATA	15625631	1000	21,93,100	5,69,736	23,66,174	26,87,698	25.98	113.59	74.02	70.49	888	883	7
325	1000	1400	14051204	11 KV TAYARA	AH3100407	200	42,36,388	10,99,190	45,70,506	50,35,258	25.95	110.17	74.05	71.42	1624	1584	10
796	5000	5300	14357202	11 KV SALIJANGA	AH3100396	300	5,09,988	1,31,558	5,35,234	8,58,611	25.8	160.42	74.2	58.62	1047	1040	4
571	4000	4200	14132208	RCMS BAZAR	AH3100681	400	14,68,892	3,76,359	18,31,791	22,84,265	25.62	124.7	74.38	68.05	1179	1174	4
536	3000	3300	14108201	11 KV CHHATIAPART	CSUO0530	40000	78,56,000	19,94,019	94,42,036	1,04,49,408	25.38	110.67	74.62	71.91	1927	1907	12
48	2000	2100	14033206	11 KV MEDICAL	17128272	40000	16,59,200	4,14,464	22,62,982	32,05,341	24.98	141.64	75.02	64.62	877	854	4
430	3000	3400	14116202	11 KV KARIKOLA	AH3100106	400	1,54,68,888	38,64,657	1,80,35,214	1,90,26,423	24.98	105.5	75.02	73.64	4196	4111	12
778	5000	5400	14176201	11 KV KOTAKANA	AH3100873	200	45,39,098	11,27,326	50,56,515	58,87,754	24.84	116.44	75.16	71.08	2066	2045	12
1176	3000	3300	14299202	11 KV GOBINDPURII	AH3100731	40	31,52,176	7,81,384	32,76,421	44,32,239	24.79	135.28	75.21	66.47	754	746	11
828	5000	5100	14153205	11 KV BALDEVNAGAR	AH3100388	200	23,99,130	5,94,083	27,37,817	27,49,429	24.76	100.42	75.24	75.13	506	506	12
1287	3000	3100	14378204	11 KV OGFED4	AH3100745	400	19,91,236	4,91,092	29,31,867	29,03,039	24.66	99.02	75.34	75.58	115	114	4
1223	1000	1200	14230203	11 KV INCOME TAX	AH3100596	300	1,28,86,818	31,72,156	1,77,96,647	1,75,50,525	24.62	98.62	75.38	75.72	1447	1391	12
1027	5000	5300	14171202	11 KV 22 MAUZA	AH3101030	300	9,68,334	2,37,344	10,41,314	11,38,838	24.51	109.37	75.49	73.19	307	304	11
680	1000	1200	14246202	11 KV DASPUR	Y0009824	1000	27,44,300	6,71,755	30,92,231	32,77,333	24.48	105.99	75.52	74.06	474	431	12
1341	5000	5300	14194204	11 KV ALANAHAT / NAUGAON	CSD30042	4000	16,12,400	3,93,990	16,53,435	18,04,547	24.44	109.14	75.56	73.33	712	710	12
1310	4000	4100	14124205	11 KV ANALABERENI/ RN PUR/ KADUA	AH3100400	40	34,56,987	8,43,960	35,47,719	35,33,814	24.41	99.61	75.59	75.68	1421	1414	12
1160	1000	1200	14251201	11 KV PATIA STATION	XD488331	2000	11,07,600	2,69,597	12,52,603	14,64,673	24.34	116.93	75.66	71.54	165	161	12
1165	1000	1400	14257201	11 KV NUASANTHA	AH3100356	300	64,63,627	15,49,058	67,83,579	71,12,412	23.97	104.85	76.03	74.87	1891	1865	12
841	5000	5400	14175201	11 KV INDUSTRIAL/ATHARABANKI	AH3100150	400	29,76,032	7,10,560	31,93,515	33,55,884	23.88	105.08	76.12	74.91	604	600	12
87	1000	1100	14011204	11 KV TELBHAWAN	RCSU0269	40000	38,40,000	9,08,391	69,58,445	66,11,431	23.66	95.01	76.34	77.52	41	40	12
11	1000	1100	14013209	11 KV RMU6	14013209	1	18,32,000	4,33,041	28,08,615	28,67,427	23.64	102.09	76.36	75.87	157	158	1
15	1000	1300	14019203	11 KV MAUSIMA	AH3100165	400	1,05,27,508	24,84,588	1,34,82,682	1,36,00,090	23.6	100.87	76.4	76.19	776	721	12
43	1000	1400	14025203	11 KV VAINCHUA	X11340660	2000	57,81,500	13,61,591	63,45,203	67,65,618	23.55	106.63	76.45	74.89	856	853	12
524	3000	3200	14090204	11 KV KATHAJODI	RCSU0256	20000	42,50,000	9,97,107	60,83,274	60,34,506	23.46	99.2	76.54	76.73	257	252	4
1322	5000	5100	14154203	11 KV CHHOTAKANIKA	13196419	1000	26,34,100	6,16,058	25,83,064	28,43,668	23.39	110.09	76.61	74.25	562	561	12
457	3000	3300	14109205	11 KV BANDARESWARA	WBBC1838	2000	93,78,580	21,85,332	92,41,825	96,18,341	23.3	104.07	76.7	75.75	2494	2444	12
1166	1000	1400	14259201	11 KV TRAHIACHYUTNAGAR	15625550	2000	58,71,600	13,47,493	66,53,304	60,00,790	22.95	90.19	77.05	79.3	1168	1144	12
273	2000	2200	14053201	11 KV ITAMATI	CSD30687	20000	28,82,000	6,60,346	33,02,850	39,67,671	22.91	120.13	77.09	72.48	3127	3086	8
971	4000	4100	14313204	11 KV BARUAN	AH3100544	300	21,29,679	4,87,234	21,05,082	20,69,244	22.88	98.3	77.12	77.51	981	967	12
915	3000	3200	14296202	11 KV HARIPUR	ORU21099	1000	36,35,390	8,26,586	51,61,646	51,72,663	22.74	100.21	77.26	77.21	228	220	9
872	1000	1200	14246204	11 KV INDUSTRIAL	Y0009821	1000	15,27,100	3,43,838	19,51,086	19,32,358	22.52	99.04	77.48	77.7	73	73	11
1364	1000	1400	14263201	11 KV BINISIPUR	16081169	4000	87,89,720	19,63,169	1,00,40,376	99,56,602	22.33	99.17	77.67	77.85	1745	1682	6
319	2000	2100	14038201	11 KV NARANGARH1	FED00168	4000	61,01,600	13,61,114	65,52,174	67,51,320	22.31	103.04	77.69	77.01	1235	1157	9
1332	5000	5300	14171203	11 KV RANIPADA	AH3101071	300	53,05,950	11,64,890	52,55,615	60,71,555	21.95	115.53	78.05	74.64	1634	1610	12
1409	5000	5300	14362202	11 KV FDR2	AH3100131	300	8,12,871	1,77,877	7,66,613	11,97,180	21.88	156.16	78.12	65.83	1027	1029	4
1306	3000	3400	14111203	11 KV BALIJHARIA	CSD30189	20000	58,78,000	12,66,704	61,85,670	78,92,321	21.55	127.59	78.45	72.5	1860	1839	12
928	5000	5400	14179201	11 KV TALADANDA	KAU99291	2000	75,40,920	16,20,364	73,78,986	74,62,049	21.49	101.13	78.51	78.27	2034	2036	11
428	3000	3400	14110201	11 KV GOPMATHURA	12527198	4000	50,11,600	10,74,429	50,05,975	52,19,795	21.44	104.27	78.56	77.65	1420	1420	7

1029	5000	5300	14174203	11 KV BALIKUDA	KA904018	1000	9,00,700	1,92,413	9,70,414	17,24,823	21.36	177.74	78.64	62.03	839	837	5
1175	3000	3300	14299201	11 KV NAHALPUR	AH3100880	300	39,80,631	8,33,385	35,27,561	58,79,648	20.94	166.68	79.06	65.1	1135	1115	12
1266	5000	5400	14340202	11 KV DIHASAHI	15197659	2000	69,44,800	14,47,663	59,30,344	68,50,037	20.85	115.51	79.15	75.92	2401	2402	12
1252	3000	3500	14312204	11 KV MALAMAUDA	AH3100898	200	45,18,396	9,30,493	39,55,338	42,34,002	20.59	107.05	79.41	77.96	1350	1231	12
894	3000	3200	14242204	11 KV GANDARPUR	AH3100987	300	51,25,930	10,53,995	57,93,529	57,09,636	20.56	98.55	79.44	79.74	308	299	8
1145	3000	3400	14214201	11 KV KHUNTAKATA	KA903481	2000	41,75,940	8,50,066	38,40,761	36,26,798	20.36	94.43	79.64	80.78	917	901	12
816	5000	5100	14156201	11 KV BATIPADA	CSD30204	20000	1,12,88,000	22,94,821	97,00,242	99,10,553	20.33	102.17	79.67	79.23	3351	3348	8
705	4000	4100	14124203	11 KV KANPURA/JIRIDAMALI/ GUNDICHANALI	AH3100399	200	3,97,340	79,511	3,43,873	3,22,917	20.01	93.91	79.99	81.21	179	174	12
1161	1000	1200	14251202	11 KV DHAWA	XD488330	2000	50,32,280	10,06,484	54,38,484	53,17,174	20	97.77	80	80.45	383	383	12
1070	1000	1200	14251204	11 KV INJANA	XD488329	2000	71,94,540	14,38,007	73,31,703	80,35,463	19.99	109.6	80.01	78.09	633	612	12
456	2000	2300	14107204	11 KV NH5	KA903335	2000	1,18,02,560	23,43,400	1,72,51,875	1,75,42,177	19.86	101.68	80.14	79.81	186	181	11
647	4000	4100	14124204	11 KV MOHULPAL	AH3100404	40	42,68,248	8,45,035	34,89,696	39,49,054	19.8	113.16	80.2	77.6	1681	1661	12
782	3000	3300	14302203	11 KV PANIMAL	15625636	1000	67,37,700	13,31,822	52,61,716	60,68,911	19.77	115.34	80.23	77.2	1684	1667	12
658	5000	5100	14198201	11 KV BAGADA	13191260	1000	58,91,400	11,59,240	49,12,844	48,65,444	19.68	99.04	80.32	80.51	1665	1668	12
688	1000	1400	14259203	11 KV RAJAS	15625596	1000	32,25,200	6,29,272	29,26,266	31,53,290	19.51	107.76	80.49	78.98	562	552	2
329	2000	2200	14059203	11 KV POIBADI	AH3100263	200	36,58,852	7,13,303	32,89,812	46,95,688	19.5	142.73	80.5	72.17	3659	3576	12
831	5000	5100	14158201	11 KV KENDRAPADATOWN I	CX060410	40000	1,27,80,000	24,91,808	1,24,08,618	1,21,41,230	19.5	97.85	80.5	80.92	1757	1755	12
1169	2000	2100	14267203	11 KV PUBUSAHI	AH3100257	300	28,06,792	5,47,157	23,75,636	25,19,845	19.49	106.07	80.51	79.32	706	688	12
1253	4000	4100	14313201	11 KV SOGAR	AH3100502	300	31,10,100	6,02,955	26,48,805	27,15,366	19.39	102.51	80.61	80.13	1060	1048	12
638	3000	3300	14109201	11 KV BALICHADRAPUR	13195115	4000	78,93,200	15,10,051	73,21,607	83,09,269	19.13	113.49	80.87	78.29	1417	1398	6
623	5000	5400	14175202	11 KV PARADEEP GARH	AH3100398	200	1,28,08,186	24,23,395	1,40,98,636	1,51,16,929	18.92	107.22	81.08	79.71	920	908	12
940	5000	5100	14200203	11 KV DASIPUR	KAU99273	2000	51,35,960	9,58,023	39,03,409	41,65,705	18.65	106.72	81.35	80.09	1500	1509	12
786	3000	3500	14310201	11 KV LAXMINARAYANPUR	AH3100695	300	42,73,649	7,96,244	34,90,070	42,69,815	18.63	122.34	81.37	77.21	1210	1117	9
946	3000	3500	14212203	11 KV SOGAL	AH3100998	200	33,24,714	6,14,392	27,05,881	33,34,028	18.48	123.21	81.52	77.23	968	958	11
738	5000	5300	14193201	11 KV BAGALPUR	AH3100214	40	36,17,063	6,67,679	29,42,736	34,01,299	18.46	115.58	81.54	78.66	1891	1859	11
51	2000	2100	14039204	11 KV MANPUR	CSD30433	4000	37,32,800	6,88,796	28,45,496	33,90,161	18.45	119.14	81.55	78.02	1596	1547	11
850	3000	3300	14184201	11 KV CITY BARRAGE	CSO60576	20	1,10,56,640	20,00,414	92,50,134	1,01,87,816	18.09	110.14	81.91	80.07	1567	1548	12
673	3000	3300	14233201	11 KV SANKARPUR	15196886	1000	55,80,200	10,07,499	48,78,162	68,24,592	18.05	139.9	81.95	74.74	1154	1151	12
261	2000	2100	14038202	11 KV MALIPADA TAPANGA	FED00193	4000	24,64,000	4,42,614	19,85,187	21,50,431	17.96	108.32	82.04	80.54	720	706	9
119	1000	1300	14019202	11 KV BADAGADA LINGARAJ	AH3100196	400	1,15,37,492	20,33,956	1,10,81,204	1,09,81,092	17.63	99.1	82.37	82.53	605	605	11
42	1000	1400	14024202	11 KV BUDHIPADA	2984450	80	1,57,66,296	27,64,360	1,27,28,519	1,18,97,206	17.53	93.47	82.47	83.61	2488	2423	12
491	4000	4200	14132210	PTC	AH3100684	400	18,01,850	3,15,764	14,66,242	21,65,255	17.52	147.67	82.48	74.12	898	891	4
860	3000	3300	14220204	11 KV SITHALO	13191330	1000	57,10,800	9,89,629	35,63,770	57,61,363	17.33	161.66	82.67	71.98	1778	1767	11
1053	5000	5300	14359202	11 KV ADHANGA	AH3100222	300	18,18,038	3,07,788	13,55,023	18,43,147	16.93	136.02	83.07	76.97	920	912	10
639	3000	3300	14109203	11 KV RUKUTIPATA	CSUO0507	40000	57,48,000	9,60,143	53,52,966	55,68,368	16.7	104.02	83.3	82.62	933	894	9
1204	3000	3300	14220201	11 KV ERANCHA	13191314	1000	41,72,500	6,83,474	28,71,367	35,21,328	16.38	122.64	83.62	79.91	1098	1083	12
830	5000	5100	14155205	11 KV RAJAKANIKA BAZAR / KANTAPADA BAZAR	KAU99278	2000	8,75,220	1,43,106	8,63,087	9,71,368	16.35	112.55	83.65	81.6	145	144	12
1250	3000	3400	14308203	11 KV BANGERISINGHA	AH3100921	300	30,39,078	4,96,429	21,83,075	24,00,100	16.33	109.94	83.67	82.04	909	911	12
1353	1000	1200	14216201	11 KV TRISULIA	CSUO0450	40000	35,44,000	5,59,327	29,57,188	30,92,831	15.78	104.59	84.22	83.49	407	401	11
286	3000	3100	14084206	11 KV CANTONMENT 1	AH3100303	400	85,25,680	13,41,002	76,07,968	75,30,436	15.73	98.98	84.27	84.43	432	421	12
698	2000	2200	14283204	11 KV GAMBHARI	15625458	1000	9,13,100	1,42,399	6,88,377	8,92,240	15.6	129.61	84.4	79.79	1044	1033	9
896	1000	1200	14246203	11 KV KUJAMAHAL	Y0009832	1000	94,47,500	14,67,408	71,92,231	77,34,467	15.53	107.54	84.47	83.3	971	968	12
1086	3000	3300	14301204	11 KV SIHA	15197610	1000	22,59,800	3,49,189	14,69,552	11,64,488	15.45	79.24	84.55	87.76	471	463	12

ANNEXURE – 5

(Audit Proceedings)

Annual Energy Audit Proceedings at TP Central Odisha Distribution Limited, Odisha (TPCODL) for FY 2022-23

Dates: 05.07.2023 to 06.07.2023

TEAM FROM EAST COAST SUSTAINABLE PRIVATE LIMITED, VISAKHAPATNAM

1. Mr. G. Srinivasa Rao, AEA
2. Mr. S. Janardhana Rao, Sector Expert
3. Mr. P. V. RamPrasad, CEA
4. Mr. K. Lokeswara Rao, Engineer
5. Miss. J. Sai Sowmya, Engineer

TEAM FROM TP CENTRAL ODISHA DISTRIBUTION LIMITED (TPCODL) , Odisha.

1. Mr. Prashant Kumar Singh, Head (Energy Audit & Enforcement)
2. Mr. Kapil Baweja, Group Head (HOG), Energy Audit
3. Mr. Prakash Chandra Moharana, Deputy Manager, Eletrical
4. Mr. Shankarshan Panighrahi, Certified Energy Manager (DM), Electrical
5. Mrs. Saraswati Kabi, Assistant Manager, Electrical
6. Mr. Suprakash Swain, Lead Engineer

The audit team has verified various measurement and monitoring systems available at TP Central Odisha Distribution Limited (TPCODL) for relevant Annual Energy Audit for FY 2022-23. Subsequently, the audit team verified the data filled in sector specific pro-forma document by the DISCOM with primary and secondary documents and the details are tabulated as follows.

S.NO	Reference	Name	Available Monitoring System	Record Verification	Supporting Document	Remarks
FY 2022-23 Data Verification						
Input Energy						
1	A1 to A22	Input Energy (MU)	GRIDCO is a bulk supply licensee for all DISCOMs in Odisha and OPTCL is the trasmission licensee for all DISCOMs in Odisha. T<>D Interface meters are in the control of OPTCL and are read with MRI. GRIDCO provideS purchase bills mentioning meter wise input along with Meter dumps. The purchase bills include Bulk supply energy bill, The bulk supply energy bills includes energy input to distrubution system as well as suplly to OA consumers and EHT consumers.	The DC purchases electricity at T<>D interface from GRIDCO. Hence transmisson loss has no relevance to DC. DC has provided bulk supply energy bill for 12 months of FY 2022-23. The net Energy input (including EHT Sales) is 9902.96 MU.	1. BSEB (Bulk Supply Energy Bills) for 12 months.	Soft Copy received .
Division Losses						
2	Column A to V	No of connection metered (Nos)	DC has category wise connections as part of SAP system.	Inter division and inter circle energy is recorded through meters. And considered in the division-wise and circle-wise accounting.	1.Divisionwise input is calculated by Energy Audit Cell at the HQ by taking the consumption from BSP bill and inter Division/Circle/Discom meter readings.	Soft Copy received . Auditor to submit the AT&C Losses with total Collection Efficiency as calculated by DC and with limiting to 100% in the report.
		No of connection Un-metered (Nos)				
		Connected Load Metered (MW)	DC has category wise connections as part of SAP system.			
		Connected Load Un-metered (MW)				
		Input Energy (MU)	Energy Input to divisons is prepared from individual meter input recorded in bulk supply energy bill.			
		Metered energy (MU)	DC has category wise connections as part of SAP system.			
		Unmetered energy/Assessment Energy	Total 2434 nos of unmetered consumers were till the end of FY 22-23	These unmetered consumers were billied on Average consumption as per OERC Regulation, 2019.		
		Billed Amount	DC has category wise connections as part of SAP system.	DC is required to provide billed amount and collected amount excluding arrear for FY 2022-23. Or restricting collection efficiency to 100%.		
		Collected Amount				
		AT&C Loss	AT&C loss is estimated based on BEE formula			
Details of Input Energy Sources						
3	A	Generation at Transmission Periphery (Details)	GRIDCO as bulk supply licency is purchasing power from various sources and supplying to all DISCOMS in odisha. As such there is no direct purchase from generating sources by DISCOMs of Odisha.	GRIDCO tariff order issued by OERC provides details of input energy sources.	OERC tarffi order in Case No 107 of 2021. Application for approval of ARR and determination of bulk supply price of GRIDCO Ltd for FY 2022-23.	Soft Copy received .
	B	Embedded Generation in DISCOM Area	DC has solar root top system as embedded generation and details are provided from SAP.	Total capacity is 4.896045 MW and generation is 7.148225 MU for FY 2022-23		

East Coast Sustainable Pvt. Ltd.

Details of Feeder wise Losses						
4			DC has total of 1411 No. 11KV feeders. DC has provided input data for 420 no. of feeders. For balance feeders with meters the consumer/ detailed mapping is in progress & expecting to be complete by Sep-2023. Hence, the details have not been provided.	1. 11 kV feeder meter readings are manually enetered by PSS operators on in house web application (VISHLESHAN) on daily basis. The consolidated data from VISHLESHAN is fed to the Energy Audit Module (SAARTHI 2.0) for consolidating feeder input on monthly, quarterly and yearly basis. DC has provided 420 No. of 11 kV feeder meter details. 2. DC has provided AT&C losses for 420 11 kV feeders.		Soft Copy received .
Details of Consumers and Consumption						
5		DC has category wise connections as part of SAP system.				
Details of DT wise metering and Losses						
6			DC has provided DTR metering for 5240 nos of DTRs out of total 77549 DTRs.	DC has informed that it is in the process of implementing smart meters for DTRs. Smart Meters to be installed on DTs with rating 100kVA & above by 31st Mar 2024. Smart Meters to be installed on DTs with rating 63kVA by 31st Mar 2025	Data in MS Excel.	Soft Copy received .
Details of Subsidy						
7			DC does not receive any tariff subsidy from the government.	There is no provision for subsidy for any category of consumers in the state of Odisha as per the Regulations and Tariff Orders of the Hon'ble Odisha Electricity Regulatory Commission. Thus, subsidy payable per unit in each consumer category by the state Govt. is not applicable for TPCODL. Moreover, TPCODL is not yet funded under the Revamped Distribution Sector Scheme (RDSS) rolled out by Ministry of Power. Hence, this sheet is left blank.		

Clauses of BEE Regulations

Clause	Clause Details	Sub Clause Number	Subclause Details	Present Status	Documents Verified	Remarks
3	Intervals of time for conduct of annual energy audit	a	Conducted an annual energy audit for every financial year and submitted the annual energy audit report to the Bureau and respective State Designated Agency and also made available on the website of the electricity distribution company within a period of four months from the expiry of the relevant financial year	Annual energy audit for FY2020-2021, FY 2021-2022, was conducted and reports were submitted to the BEE, India & SDA, Odisha and also posted the details on the TPCODL website.	Verified the data over the website	Soft copy has been submitted
4	Intervals of time for conduct of periodic energy accounting.	a	All feeder wise, circle wise and division wise periodic energy accounting is conducted by the energy manager of the electricity distribution company for each quarter of the financial year.	Periodic energy accounting reports for Q1,Q2, Q3 and Q4 for FY22-23 have been prepared by the DC and submitted to BEE, SDA and as per the BEE regulation and also posted the details on the TPCODL website.	Verified the data over the website	Soft copy has been submitted
		b	Submitted the periodic energy accounting report to the Bureau and respective State Designated Agency and also made available on the website of electricity distribution company within forty-five days from the date of the periodic energy accounting.	Periodic energy accounting reports for Q1,Q2, Q3 and Q4 for FY22-23 have been prepared by the DC and submitted to BEE, SDA and as per the BEE regulation and also posted the details on the TPCODL website.	https://www.tpcentralodisha.com/energyaudit/Periodic_EA	Soft copy has been submitted
		c	Electricity distribution company conducted its first periodic energy accounting, for the last quarter of the financial year immediately preceding the date of such commencement (i.e. 6th October 2021).	The First Periodic energy accounting report for Q2 of FY 2021-22 have been prepared by the DC and submitted to BEE, SDA as per the BEE regulation and also posted the details on the TPCODL website.	https://www.tpcentralodisha.com/energyaudit/Periodic_EA	
		d	Electricity distribution company conducted its subsequent periodic energy accounting for each quarter of the financial year for a period of two financial years from the date of such commencement, and submit the periodic energy accounting report within sixty days from the date of periodic energy accounting.	The Subsequent Periodic energy accounting reports for Q3, Q4 of FY 2021-22 and Q1,Q2, Q3, Q4 for FY2022-23 have been prepared by the DC and submitted to BEE, SDA as per the BEE regulation and also posted the details on the TPCODL website.	https://www.tpcentralodisha.com/energyaudit/Periodic_EA	
5	Pre-requisites for annual energy audit and periodic energy accounting	a	Identification and mapping of all of the electrical network assets	All the electrical assets are mapped into GIS network.		
		b	Identification and mapping of high tension and low-tension consumers	Mapping of EHT/HT/LT cousmers are completed in GIS.		

East Coast Sustainable Pvt. Ltd.

Clause	Clause Details	Sub Clause Number	Subclause Details	Present Status	Documents Verified	Remarks
5	Pre-requisites for annual energy audit and periodic energy accounting	c	Development and implementation of information technology enabled energy accounting and audit system, including associated software	Currently, TPCODL is in process of implementing Utility Data Stream - Energy Audit Application wherein we target to develop various reports like Section wise AT&C losses, Feeder wise Losses, DT wise Losses, Statutory compliance reports (i.e. NPP, BEE etc.). Few reports like Section wise AT&C losses, Feeder wise Losses, DT wise losses are developed and other reports are under different stages of development.	1.Entry of input energy data as calculated through BSP bill & taking into account of inter Division/ Circle/Discom consumption is uploaded through Bulk format. 2. Integration of SARATHI 2.0 with Smart Meters is under progress and would enable automatic fetching of feeder & DT's consumption data. 3.T< >D Energy input meters are under control of OPTCL and live data cannot be fetched automatically. Instead meter dump data can be pushed to SARTHI 2.0 . 4. AT&C losses report by section wise and feeder wise downloaded from SARTHI 2.0.	
	Pre-requisites for annual energy audit and periodic energy accounting	d	Electricity distribution company ensures the installation of functional meters for all consumers, transformers and feeders. Meter installation is done in a phased manner within a period of three financial years from the date of the commencement of these regulations in accordance with the trajectory set out in the First Schedule	Total 2434 nos of unmetered consumers were till the end of FY 22-23 . Only 5240 nos of DTs are having functional meters out of which 940 meters are smart meters. DC has initiated for installation of smart meters for all 11KV feeders and it will be completed by Feb 2024. Smart Meters to be installed on DTs with rating 100kVA & above by 31st Mar 2024. Smart Meters to be installed on DTs with rating 63kVA by 31st Mar 2025	1. 2434 Number of consumers are having defective meters as on 31st march 2023. 2. DC is in the process of installing smart meters for consumers. 3. DC has already installed smart meters for the government consumers.	Caterogy wise defective meter status as on 31st march 2023.
			d.1. 100% Communicable Feeder Metering integrated with AMI, by 31st December 2022 along with replacement of existing non-communicable feeder meters.	d.1. Out of 1411 nos of 11 kV feeders, 1151 nos of 11 kV feeders are working meters which includes more than 570 nos of smart meters . The remaining 11 kV feeders willl be provided with smart meters by Feb 2024.	Internal Approval / P.O	
		d	d.2. All **Distribution Transformers** (other than HVDS DT up to 25kVA and other DTs below 25 kVA) shall be metered with communicable meters. Communicable DT Metering for the following areas/ consumers to be completed by March 2023 and in balance areas by December 2023: d.2.1. All Electricity Divisions of 500 AMRUT cities, with AT&C Losses > 15% d.2.2. All Union Territories (for areas with technical difficulty, non-communicable meters may be installed) d.2.3. All Industrial and Commercial consumers d.2.4. All Government offices at Block level and above d.2.5. Other high loss areas i.e. rural areas with losses more than 25% and urban areas with losses more than 15%	d.2.1. Not Relevant for DC. d.2.2. Not Relevant for DC. d.2.3. Smart Meters installation on DTs of these consumers have been initiated with rating 100kVA & above and to be completed by 31st Mar 2024. Smart Meters installation on DTs of these consumers will be initiated with rating 63kVA and to be completed by 31st Mar 2024. d.2.4.Smart Meters installation on DTs of these consumers have been initiated with rating 100kVA & above and to be completed by 31st Mar 2024. Smart Meters installation on DTs of these consumers will be initiated with rating 63kVA and to be completed by 31st Mar 2024. d.2.5. Smart Meters to be installed on DTs with rating 100kVA & above by 31st Mar 2024. Smart Meters to be installed on DTs with rating 63kVA by 31st Mar 2025	Internal Approval / P.O	
	Pre-requisites for annual energy audit and periodic energy accounting		d.3. **Prepaid Smart Consumer Metering** to be completed for all directly connected meters and AMR in case of other meters, by December 2025 in the following areas: d.3.1. All Electricity Divisions of 500 AMRUT cities, with AT&C Losses > 15%; d.3.2. All Union Territories (for areas with technical difficulty, prepaid meters to be installed); d.3.3. All Industrial and Commercial consumers; d.3.4. All Government offices at Block level and above; d.3.5. Other high loss areas i.e. rural areas with losses more than 25% and urban areas with losses more than 15%.	d.3.1. Not applicable d.3.2. Not applicable d.3.3. Will be Completed By Mar'24 (All three Phase Whole Current metered Connections) d.3.4. Will be Completed By Oct'23 (All Single Phase & Whole Current metered Govt. Connections) d.3.5. Will be Completed By Mar'25 (All three Phase Whole Current & Single Phase Connections with consumptions >200Units)		

East Coast Sustainable Pvt. Ltd.

Clause	Clause Details	Sub Clause Number	Subclause Details	Present Status	Documents Verified	Remarks
5	Pre-requisites for annual energy audit and periodic energy accounting	d	d.4. Consumer Metering: 98% by FY 2022-23 99% by FY 2023-24	99.92 % consumers are metered.		
			d.5. Targets for functional meters— Meter FY 22-23 FY 23-24 FY24-25 Feeder metering 98.5% 99.5% 99.5% DT metering 90% 95% 98% Consumer metering 93% 96% 98	Out of total 1411 nos of 11kV feeders 1151 numbers of feeders are metered out of that 570 nos are smart meters. Out of total 77549 only 5240 are functional DTR meters. Smart Meters to be installed on DTs with rating 100kVA & above by 31st Mar 2024. Smart Meters to be installed on DTs with rating 63kVA by 31st Mar 2025. 99.92 % of consumer meters are functional as on 31 March 2023.		
5	Pre-requisites for annual energy audit and periodic energy accounting	e	e.1. All distribution transformers (other than high voltage distribution system up to 25kVA and other distribution system below 25 kVA) is metered with communicable meters and existing non communicable distribution transformer meters is replaced with communicable meters and integrated with advanced metering infrastructure.	Smart Meters to be installed on DTs with rating 100kVA & above by 31st Mar 2024. Smart Meters to be installed on DTs with rating 63kVA by 31st Mar 2025		
		f	Electricity distribution company has established an information technology enabled system to create energy accounting reports without any manual interference and such systems may be within a period of three years from the date of the commencement of these regulations in case of urban and priority area consumers; and within five years from the date of the commencement of these regulations in case of rural consumers	Currently, TPCODL is in process of implementing Utility Data Stream - Energy Audit Application wherein we target to develop various reports like Section wise AT&C losses, Feeder wise Losses, DT wise Losses, Statutory compliance reports (i.e. NPP, BEE etc.). Few reports like Section wise AT&C losses, Feeder wise Losses, DT wise losses are developed and other reports are under different stages of development.	1.Entry of input energy data as calculated through BSP bill & taking into account of inter Division/ Circle/Discom consumption is uploaded through Bulk format. 2. Integration of SARATHI 2.0 with Smart Meters is under progress and would enable automatic fetching of feeder & DT's consumption data. 3.T< >D Energy input meters are under control of OPTCL and live data cannot be fetched automatically. Instead meter dump data can be pushed to SARTHI 2.0 . 4. AT&C losses report by section wise and feeder wise downloaded from SARTHI 2.0.	
		g	Electricity distribution company has a centralized energy accounting and audit cell comprising of— (i) a nodal officer, an energy manager and an information technology manager, having professional experience of not less than five years; and (ii) a financial manager having professional experience of not less than five years	The DC has energy audit cell with the following staff 1. A nodal officer- DGM (El) 2. Designated energy manager who is a qualified energy auditor- DM (El). 3. A qualified information technology manager- AGM (El) 4. A qualified financial manager- Team Lead (RAG)	Office Order of energy audit cell is provided.	Full fledged energy auditing department is in place and functional
6	Reporting requirements for annual energy audit and periodic energy accounting	a	Electricity distribution company has a nodal officer, who is a full time employee of the electricity distribution company in the rank of the Chief Engineer or above, for the purpose of reporting of the annual energy audit and periodic energy accounting and communicate the same to the Bureau.	Head(Energy Audit) is presently the Nodal officer.	Office Order of energy audit cell to be provided.	Full fledged energy auditing department is in place and functional
		b	Electricity distribution company ensures that the energy accounting data is generated from a metering system or till such time the metering system is not in place, by an agreed method of assumption as may be prescribed by the State Commission	All the consumption is based on metered data.		

East Coast Sustainable Pvt. Ltd.

Clause	Clause Details	Sub Clause Number	Subclause Details	Present Status	Documents Verified	Remarks
6	Reporting requirements for annual energy audit and periodic energy accounting	c	Metering of distribution transformers at High Voltage Distribution System up to 25KVA is done on cluster meter installed by the electricity distribution company	Individual consumers are metered and hence culster metering is not required.		
		d	The energy accounting and audit system and software is developed to create monthly, quarterly and yearly energy accounting reports.	The DC has initiated for development of an energy accounting and audit system and software which is having the capability to create monthly, yearly energy accounting reports(SARTHI 2.0) .		
		e	Electricity distribution company has provided the details of the information technology system in place as specified in clause (f) of regulation 5 that ensures minimal manual intervention in creating the energy accounting reports and any manual intervention of any nature, in respect of the period specified therein, shall be clearly indicated in the periodic energy accounting report	Currently, TPCODL is in process of implementing Utility Data Stream - Energy Audit Application wherein we target to develop various reports like Section wise AT&C losses, Feeder wise Losses, DT wise Losses, Statutory compliance reports (i.e. NPP, BEE etc.). Few reports like Section wise AT&C losses, Feeder wise Losses, DT wise losses are developed and other reports are under different stages of development.	1.Entry of input energy data as calculated through BSP bill & taking into account of inter Division/ Circle/Discom consumption is uploaded through Bulk format. 2. Integration of SARATHI 2.0 with Smart Meters is under progress and would enable automatic fetching of feeder & DT's consumption data. 3.T< >D Energy input meters are under control of OPTCL and live data cannot be fetched automatically. Instead meter dump data can be pushed to SARTHI 2.0 . 4. AT&C losses report by section wise and feeder wise downloaded from SARTHI 2.0.	
7	Validation through sample data checks and field visits:	a. Validation of feeder data:	Based on data available in 11 kV Feeder meter at substation for a sample size of 10% for which documentary evidence to be captured in the audit report.	DC has provided metered data for 10% of feeders.	Backup data for 10% of feeders will be provided in PDF format.	
		b. Validation of energy flow data and losses:	Min. 10 or 1% (whichever is higher) of DISCOM's input energy metering points between Transmission and 66kV/33kV/11kV distribution feeders by checking functional and communication status of meters etc.	DC has provided monthly energy input data for 10 numbers of T<>D interface meters.	Backup data for 10 nos sample of T<>D interface meters.	Received
		For all Divisions with AT&C losses greater than 25% or at-least 1/3 of the total Divisions of DISCOM	Total of min. 10 or 1% of metering points (whichever is higher) between 220-132-110- 66 /33 kV outgoing and 22kV-11kV-6.6kV-3kV incoming feeders/ direct end-consumer by checking functional and communication status of meters.	Following are the divisons with AT&C losses with greater than 25% : NED Nimapada, PED Puri, CED Cuttack, AED Athagarh, SED Salipur, KED-2 Marsaghai.	Backup data for 10 nos of outgoing feeders	Received
			In an Urban High Loss Division, check 5 or 1% of Metering points (whichever is higher) at DTs where communicable meters were already installed under other schemes such as R-APDRP and IPDS.	Currently around 4500 DTR meters are installed and around 2400 meters are integrated with SAP.GIS mapping of consumers on balance DTRs is under way.		
			Total of min. of 10 or 1% of metering points (whichever is higher) between 11kV/6.6kV feeders and DTs by checking functional and Communication status of meters.	DC has provided data for 420 functional meters of 11KV feeders.		
			Foot survey of feeder to check for thefts/ hooking etc.	Thefts and hooking cases for 6 divisions which have more than 25% AT&C losses are provided by DC. DC has recording inspection reports of field surveys in SAP system.	Sample reports have been collected.	

East Coast Sustainable Pvt. Ltd.

Clause	Clause Details	Sub Clause Number	Subclause Details	Present Status	Documents Verified	Remarks
7	Validation through sample data checks and field visits:	For all Divisions with AT&C losses greater than 25% or at-least 1/3 of the total Divisions of DISCOM	Verify metering and connection status of min. of 10 or 2% consumers of the Division (whichever is higher) of the following category of consumers – Agriculture (Metered and Un-metered), Govt. category connection (ULB, RLB etc.), and LT Industrial.	DC will provide the 2% consumers of the Division (whichever is higher) of the following category of consumers – Agriculture (Metered and Un-metered), Govt. category connection (ULB, RLB etc.), and LT Industrial.	Sample reports have been collected.	Received

TEAM FROM EAST COAST SUSTAINABLE PRIVATE LIMITED, VISAKHAPATNAM

1 G. Sri Vasu

2

3 P. V. Ram Prasad

4 K. Lokeshwar Rao

5 J. Sai Singh

East Coast Sustainable Pvt. Ltd.

TEAM FROM TP CENTRAL ODISHA DISTRIBUTION LIMITED (TPCODL), Odisha for FY 2022-23

1 (Prashant Kr Singh

2 (Prakash chandra Moharana)

3 (KAPIL BANERJEE)

4 (Shankarshan Panigrahi)

5 Saraswati Kali

6

TP Central Odisha Distribution Limited Bhubaneswar

ANNEXURE – 6

(Division-wise SLD)

EXISTING 33kV LINE AND SUBSTATION SLD IN TPCODL JURISDICTION



EXISTING WITH UNDER CONSTRUCTION AND PROPOSED 33kV LINE AND SUBSTATION SLD IN TPCODL JURISDICTION

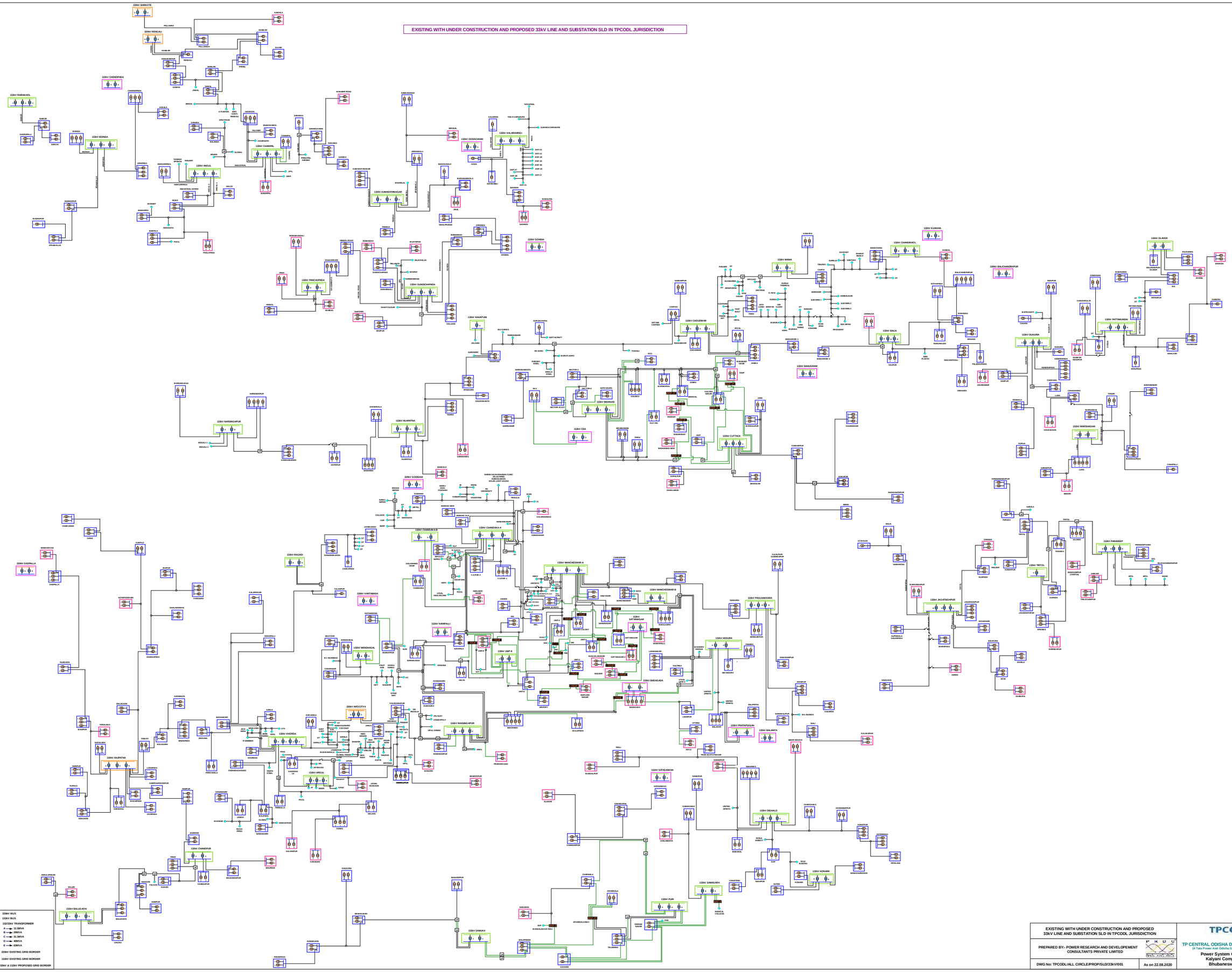

EXISTING WITH UNDER CONSTRUCTION AND PROPOSED 33kV LINE AND SUBSTATION SLD IN TPCODL JURISDICTION

PREPARED BY:- POWER RESEARCH AND DEVELOPEMENT CONSULTANTS PRIVATE LIMITED

DWG No: TPCODL/ALL CIRCLE/PROP/SLD/33kV/001

As on 22.08.2020

TPCODL

TP CENTRAL ODISHA DISTRIBUTION LIMITED
(A Tata Power And Odisha Government Joint Venture)

Power System Control Center
Kalyani Complex , Unit 8
Bhubaneswar 751012

EXISTING 33kV LINE AND SUBSTATION SLD OF BHUBANESWAR CIRCLE-I

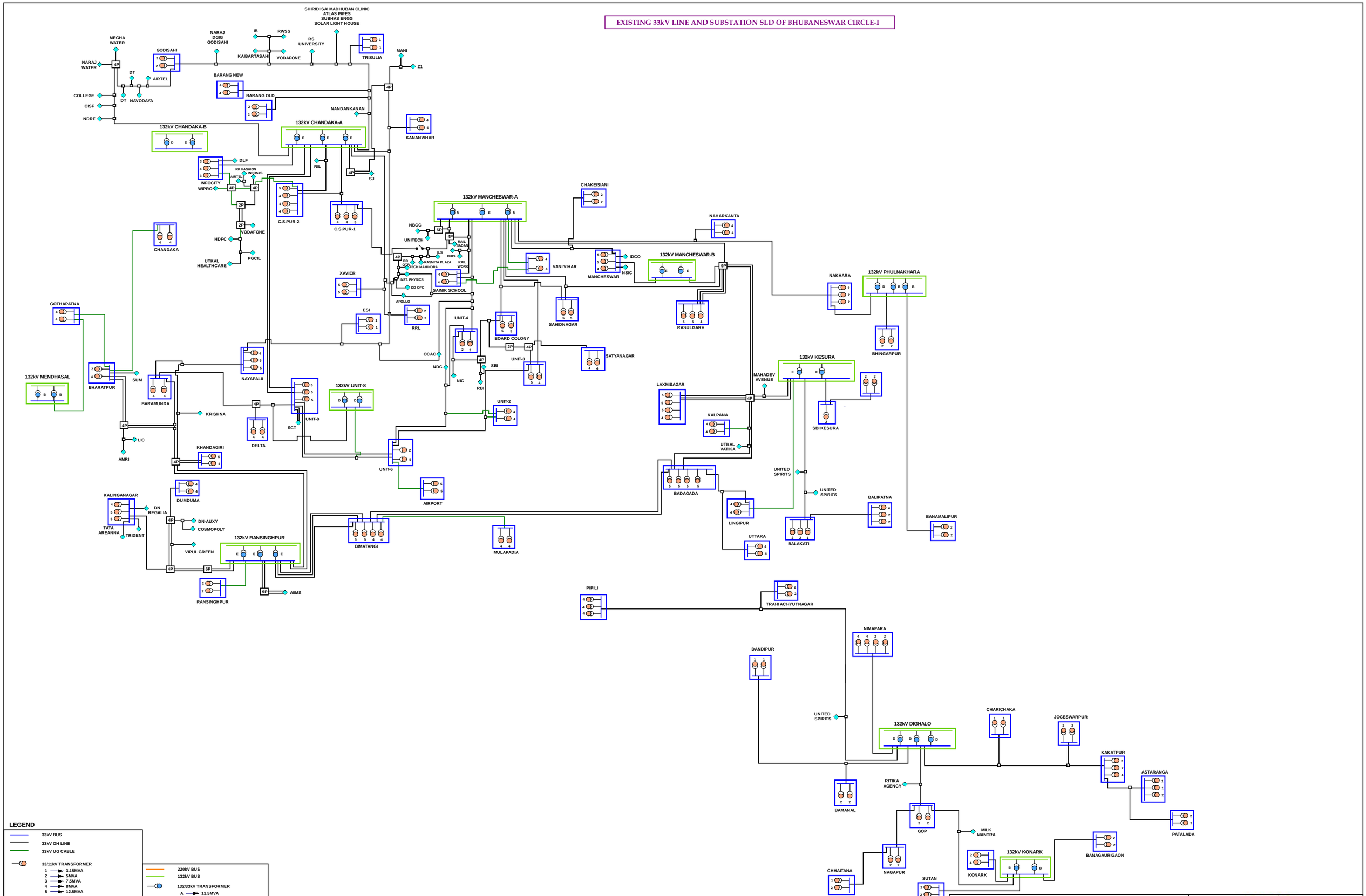

EXISTING 33kV LINE AND SUBSTATION SLD OF BHUBANESWAR CIRCLE-I

PREPARED BY:- POWER RESEARCH AND DEVELOPEMENT CONSULTANTS PRIVATE LIMITED

DWG No: TPCODL/BHUBANESWAR CIRCLE-I/EXT/SLD/33kV/002

As on 22.08.2020

TPCODL
TP CENTRAL ODISHA DISTRIBUTION LIMITED
(A Tata Power And Odisha Government Joint Venture)

Power System Control Center
Kalyani Complex , Unit 8
Bhubaneswar 751012

EXISTING WITH UNDER CONSTRUCTION AND PROPOSED 33kV LINE AND SUBSTATION SLD OF BHUBANESWAR CIRCLE-I

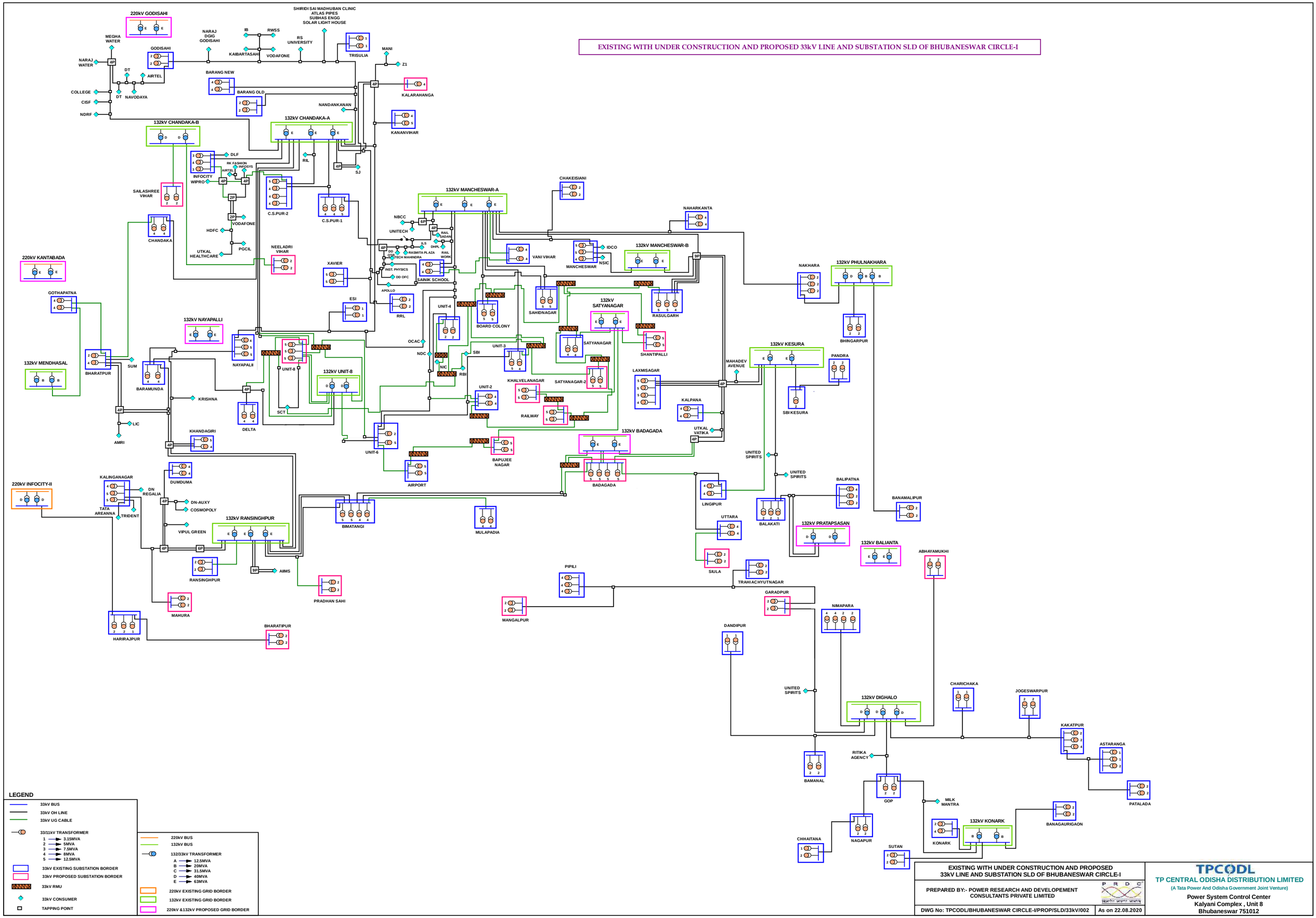

EXISTING WITH UNDER CONSTRUCTION AND PROPOSED
33kV LINE AND SUBSTATION SLD OF BHUBANESWAR CIRCLE-I

PREPARED BY:- POWER RESEARCH AND DEVELOPEMENT CONSULTANTS PRIVATE LIMITED

DWG No: TPCODL/BHUBANESWAR CIRCLE-I/PROP/SLD/33kV/002

As on 22.08.2020

TPCODL
TP CENTRAL ODISHA DISTRIBUTION LIMITED
(A Tata Power And Odisha Government Joint Venture)

Power System Control Center
Kalyani Complex , Unit 8
Bhubaneswar 751012

EXISTING 33kV LINE AND SUBSTATION SLD OF BHUBANESWAR CIRCLE-II

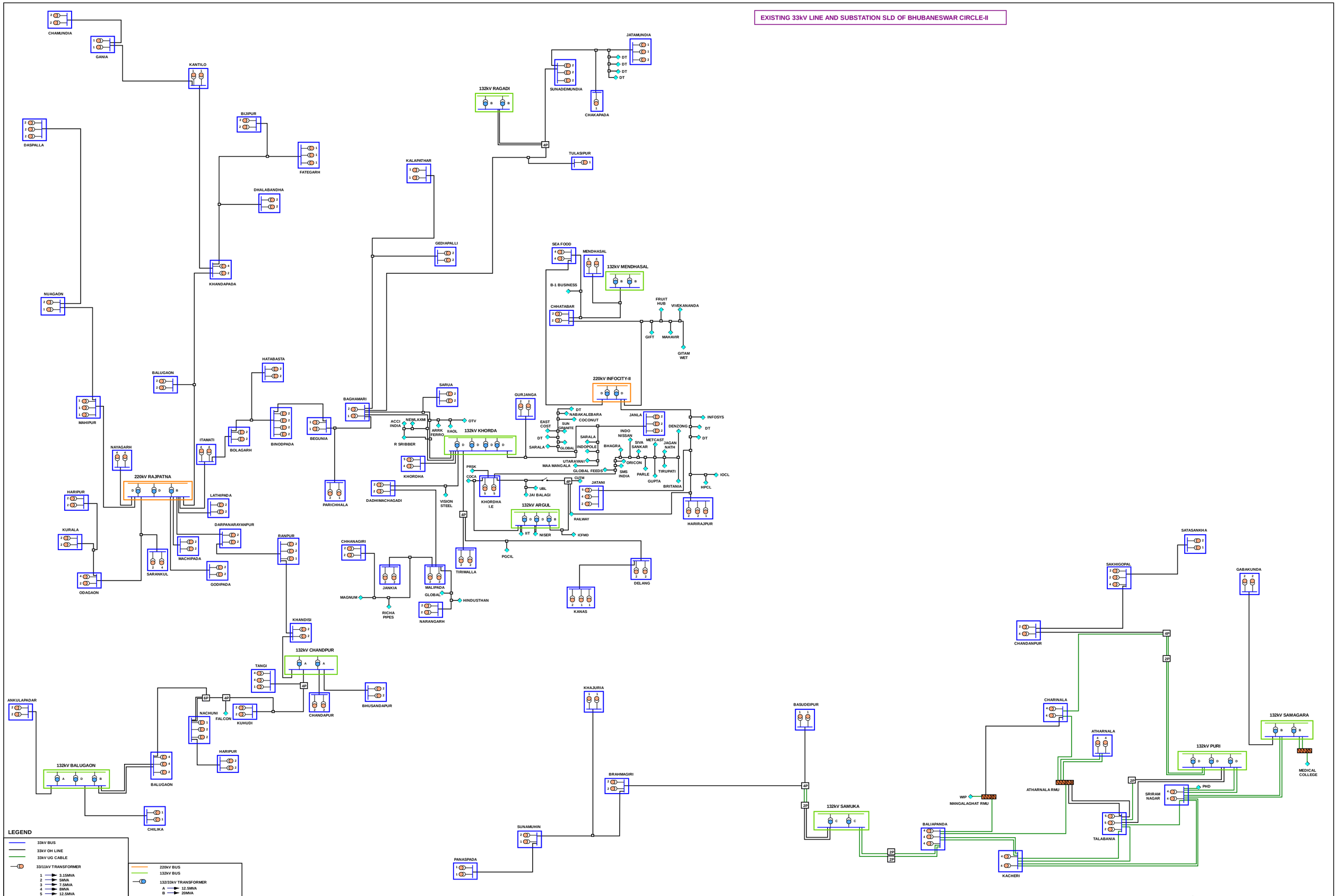

EXISTING 33kV LINE AND SUBSTATION SLD OF BHUBANESWAR CIRCLE-II

PREPARED BY:- POWER RESEARCH AND DEVELOPEMENT CONSULTANTS PRIVATE LIMITED

DWG No: TPCODL/BHUBANESWAR CIRCLE-II/EXT/SLD/33kV/003

As on 22.08.2020

TPCODL
TP CENTRAL ODISHA DISTRIBUTION LIMITED
(A Tata Power And Odisha Government Joint Venture)
Power System Control Center
Kalyani Complex , Unit 8
Bhubaneswar 751012

EXISTING WITH UNDER CONSTRUCTION AND PROPOSED 33kV LINE AND SUBSTATION SLD OF BHUBANESWAR CIRCLE-II

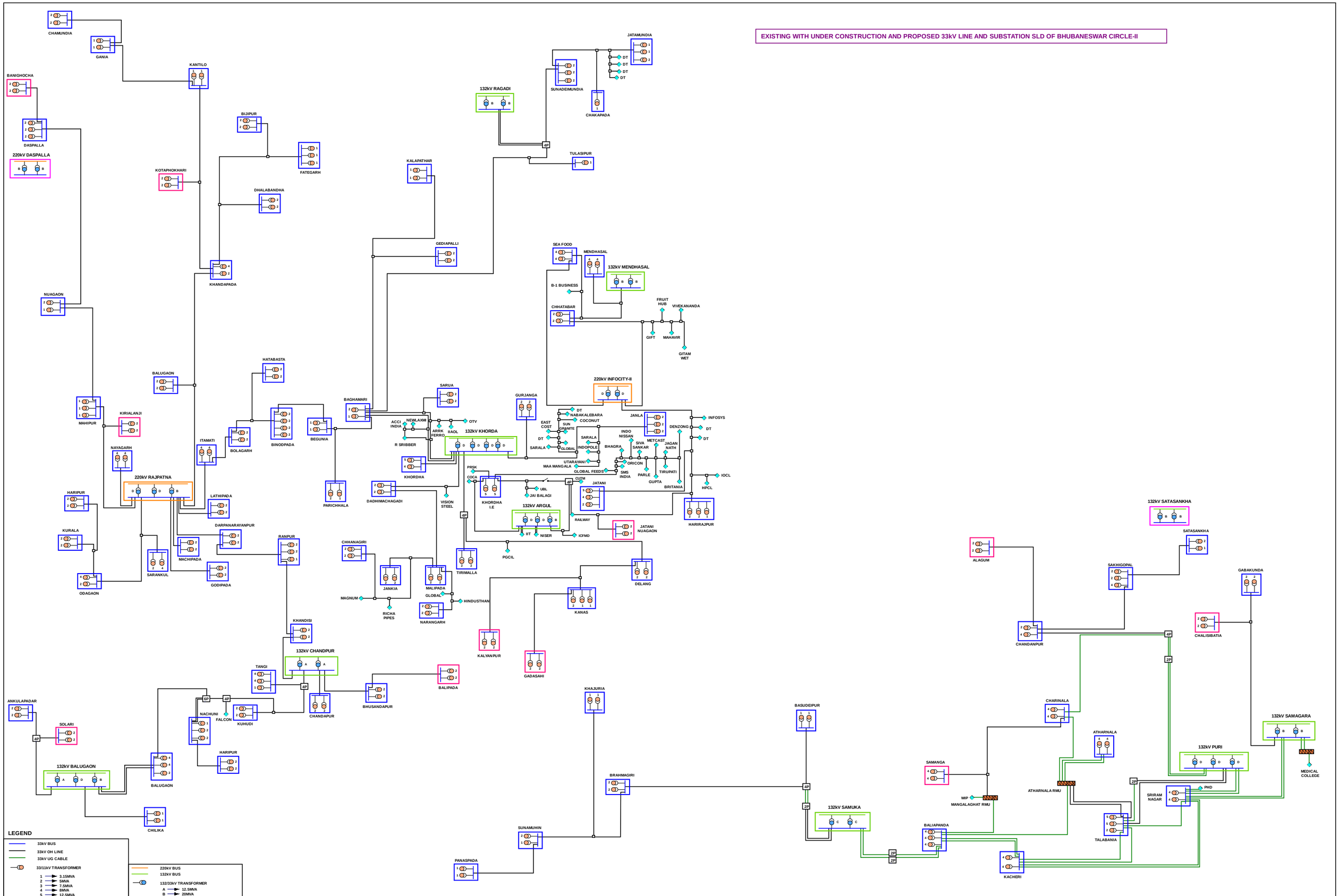

EXISTING WITH UNDER CONSTRUCTION AND PROPOSED
33kV LINE AND SUBSTATION SLD OF BHUBANESWAR CIRCLE-II

PREPARED BY:- POWER RESEARCH AND DEVELOPEMENT CONSULTANTS PRIVATE LIMITED

DWG No: TPCODL/BHUBANESWAR CIRCLE-II/PROP/SLD/33kV/003

As on 22.08.2020

TPCODL
TP CENTRAL ODISHA DISTRIBUTION LIMITED
(A Tata Power And Odisha Government Joint Venture)
Power System Control Center
Kalyani Complex , Unit 8
Bhubaneswar 751012

EXISTING 33kV LINE AND SUBSTATION SLD OF CUTTACK CIRCLE

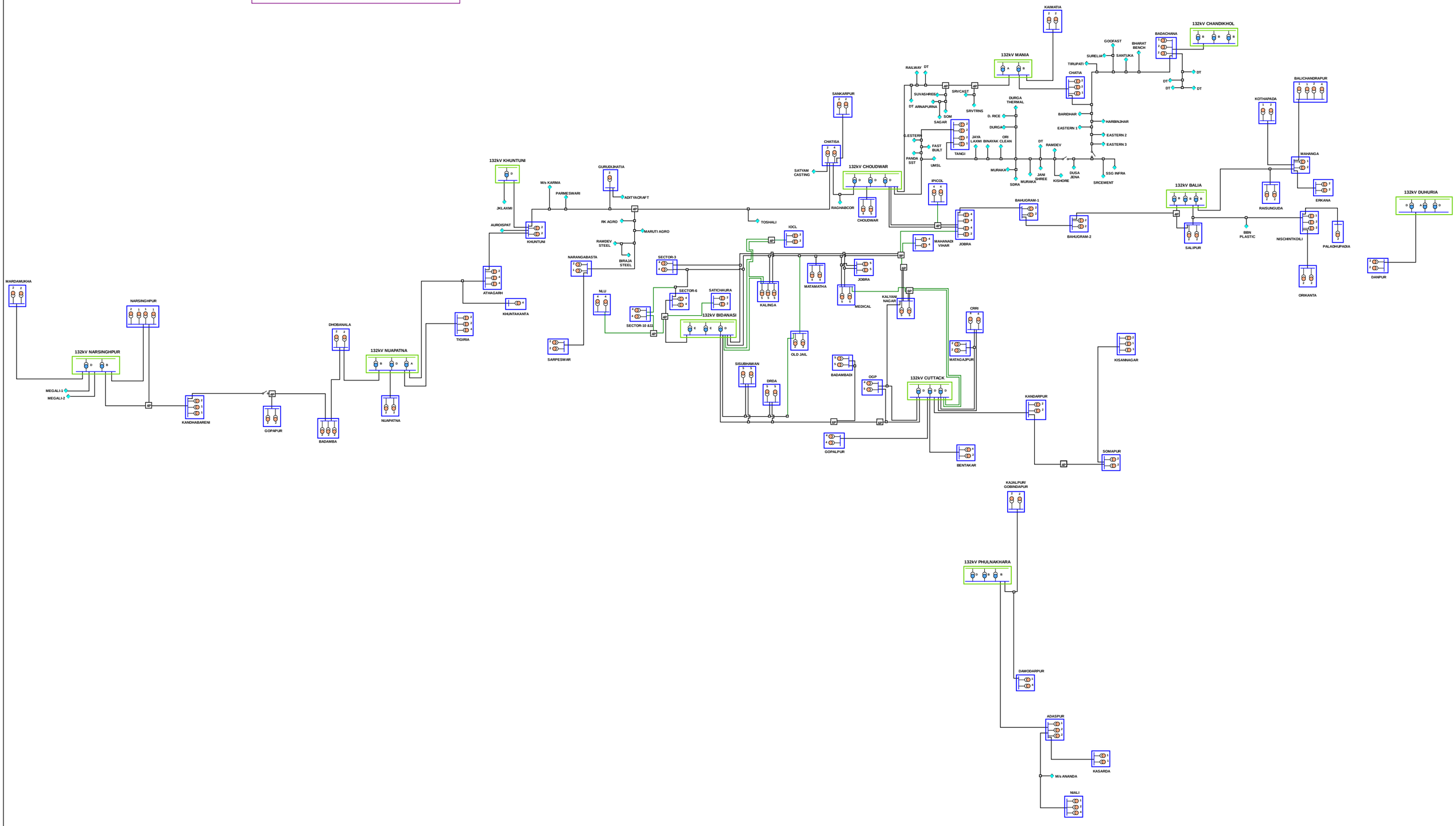

LEGEND

- 33kV BUS
- 33kV OH LINE
- 33kV UG CABLE
- 33/11kV TRANSFORMER
  - 1 — 3.15MVA
  - 2 — 5MVA
  - 3 — 7.5MVA
  - 4 — 8MVA
  - 5 — 12.5MVA
- 33kV EXISTING SUBSTATION BORDER
- 33kV RMU
- 33kV CONSUMER
- TAPPING POINT
- 220kV BUS
- 132kV BUS
- 132/33kV TRANSFORMER
  - A — 12.5MVA
  - B — 20MVA
  - C — 31.5MVA
  - D — 40MVA
  - E — 63MVA
- 220kV EXISTING GRID BORDER
- 132kV EXISTING GRID BORDER

EXISTING 33kV LINE AND SUBSTATION SLD OF CUTTACK CIRCLE	TPCODL TP CENTRAL ODISHA DISTRIBUTION LIMITED (A Tata Power And Odisha Government Joint Venture)
PREPARED BY:- POWER RESEARCH AND DEVELOPEMENT CONSULTANTS PRIVATE LIMITED	Power System Control Center Kalyani Complex , Unit 8 Bhubaneswar 751012
DWG No: TPCODL/CUTTACK CIRCLE/EXT/SLD/33kV/004 — As on 22.08.2020	

EXISTING WITH UNDER CONSTRUCTION AND PROPOSED 33kV LINE AND SUBSTATION SLD OF CUTTACK CIRCLE

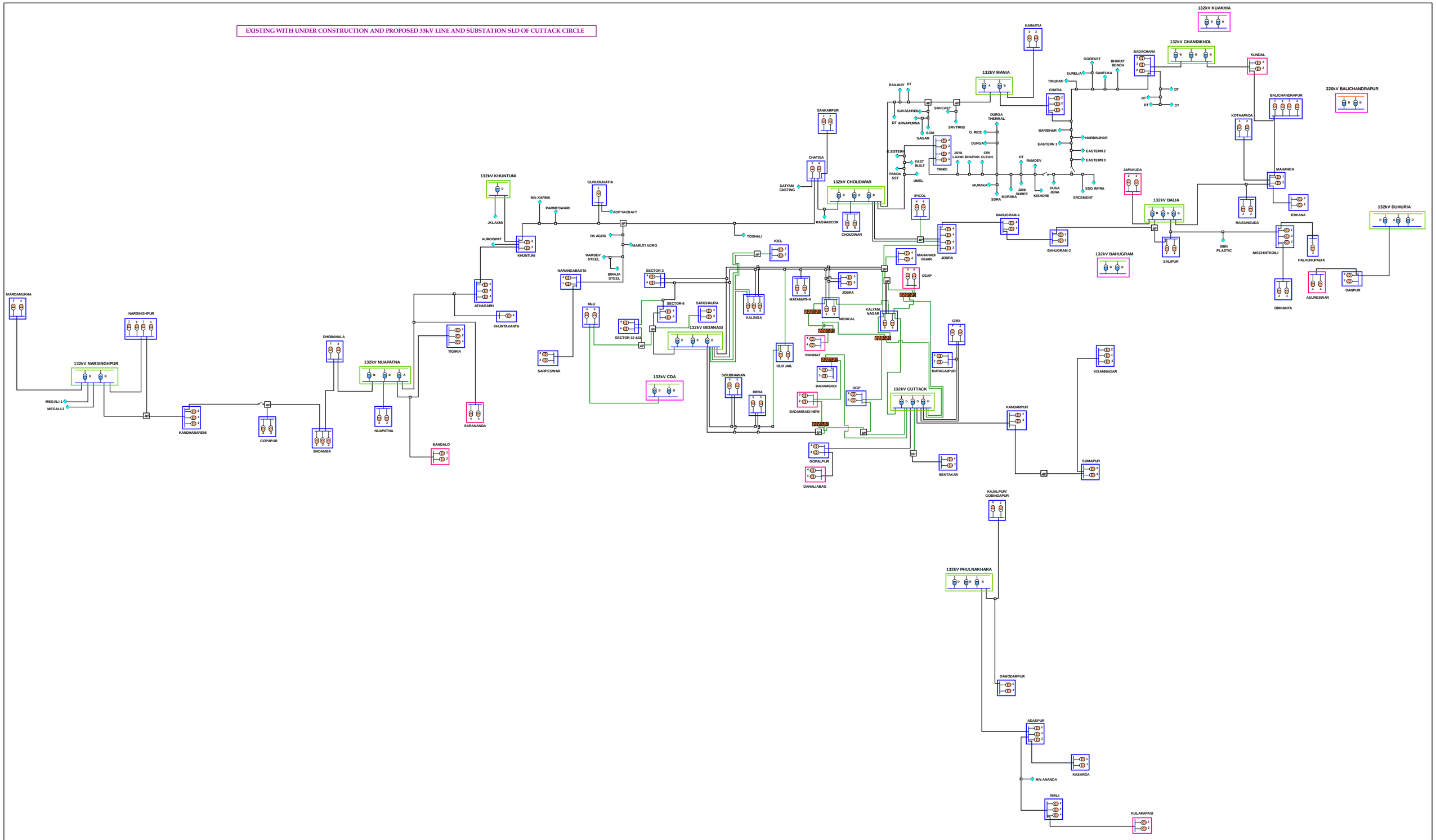

LEGEND

- 33kV BUS
- 33kV OH LINE
- 33kV UG CABLE
- 33/11kV TRANSFORMER
  - 1 — 3.15MVA
  - 2 — 5MVA
  - 3 — 7.5MVA
  - 4 — 8MVA
  - 5 — 12.5MVA
- 33kV EXISTING SUBSTATION BORDER
- 33kV PROPOSED SUBSTATION BORDER
- 33kV RMU
- 33kV CONSUMER
- TAPPING POINT

- 220kV BUS
- 132kV BUS
- 132/33kV TRANSFORMER
  - A — 12.5MVA
  - B — 20MVA
  - C — 31.5MVA
  - D — 40MVA
  - E — 63MVA
- 220kV EXISTING GRID BORDER
- 132kV EXISTING GRID BORDER
- 220kV & 132kV PROPOSED GRID BORDER

EXISTING WITH UNDER CONSTRUCTION AND PROPOSED 33kV LINE AND SUBSTATION SLD OF CUTTACK CIRCLE	TPCODL TP CENTRAL ODISHA DISTRIBUTION LIMITED (A Tata Power And Odisha Government Joint Venture)
PREPARED BY:- POWER RESEARCH AND DEVELOPEMENT CONSULTANTS PRIVATE LIMITED	Power System Control Center Kalyani Complex , Unit 8 Bhubaneswar 751012
DWG No: TPCODL/CUTTACK CIRCLE/PROP/SLD/33kV/004 — As on 22.08.2020	

EXISTING 33kV LINE AND SUBSTATION SLD OF DHENKANAL CIRCLE

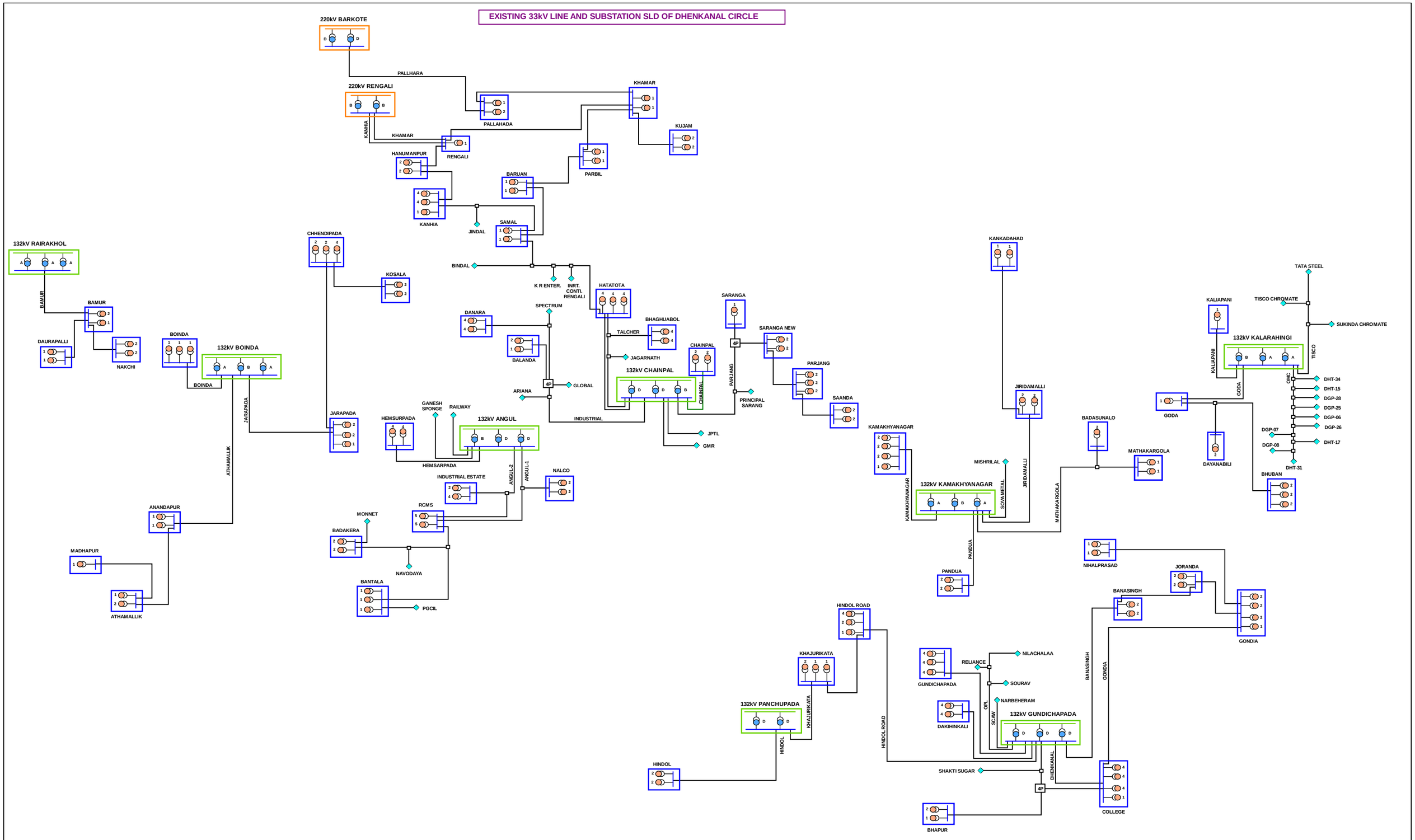

LEGEND

- 33kV BUS
- 33kV OH LINE
- 33kV UG CABLE
- 33/11kV TRANSFORMER
  - 1 → 3.15MVA
  - 2 → 5MVA
  - 3 → 7.5MVA
  - 4 → 8MVA
  - 5 → 12.5MVA
- 33kV EXISTING SUBSTATION BORDER
- 33kV RMU
- 33kV Consumer
- TAPPING POINT

- 220kV BUS
- 132kV BUS
- 132/33kV TRANSFORMER
  - A → 12.5MVA
  - B → 20MVA
  - C → 31.5MVA
  - D → 40MVA
  - E → 63MVA
- 220kV EXISTING GRID BORDER
- 132kV EXISTING GRID BORDER

EXISTING 33kV LINE AND SUBSTATION SLD OF DHENKANAL CIRCLE	
PREPARED BY:- POWER RESEARCH AND DEVELOPEMENT CONSULTANTS PRIVATE LIMITED	
DWG No: TPCODL/DHENKANAL CIRCLE/EXT/SLD/33kV/005	As on 22.08.2020

TPCODL
TP CENTRAL ODISHA DISTRIBUTION LIMITED
(A Tata Power And Odisha Government Joint Venture)
Power System Control Center
Kalyani Complex , Unit 8
Bhubaneswar 751012

EXISTING WITH UNDER CONSTRUCTION AND PROPOSED 33kV LINES AND SUBSTATIONS SLD OF DHENKANAL CIRCLE

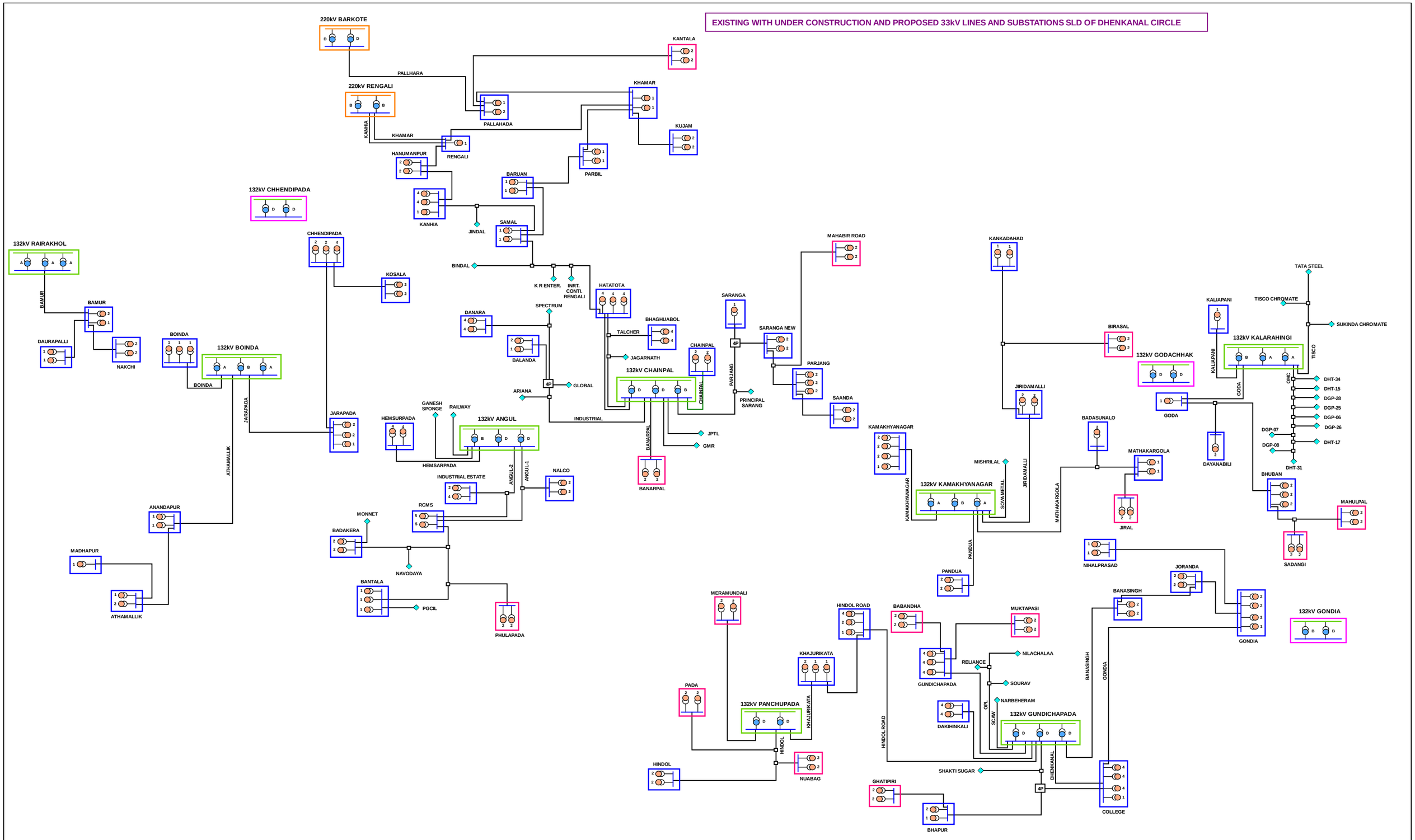

LEGEND

- 33kV BUS
- 33kV OH LINE
- 33kV UG CABLE
- 33/11kV TRANSFORMER
  - 1 → 3.15MVA
  - 2 → 5MVA
  - 3 → 7.5MVA
  - 4 → 8MVA
  - 5 → 12.5MVA
- 33kV EXISTING SUBSTATION BORDER
- 33kV PROPOSED SUBSTATION BORDER
- 33kV RMU
- 33kV Consumer
- TAPPING POINT
- 220kV BUS
- 132kV BUS
- 132/33kV TRANSFORMER
  - A → 12.5MVA
  - B → 20MVA
  - C → 31.5MVA
  - D → 40MVA
  - E → 63MVA
- 220kV EXISTING GRID BORDER
- 132kV EXISTING GRID BORDER
- 220kV & 132kV PROPOSED GRID BORDER

EXISTING WITH UNDER CONSTRUCTION AND PROPOSED 33kV LINE AND SUBSTATION SLD OF DHENKANAL CIRCLE

PREPARED BY:- POWER RESEARCH AND DEVELOPEMENT CONSULTANTS PRIVATE LIMITED

DWG No: TPCODL/DHENKANAL CIRCLE/PROP/SLD/33kV/I/005 | As on 22.08.2020

TPCODL
TP CENTRAL ODISHA DISTRIBUTION LIMITED
(A Tata Power And Odisha Government Joint Venture)
Power System Control Center
Kalyani Complex , Unit 8
Bhubaneswar 751012

EXISTING 33kV LINE AND SUBSTATION SLD OF PARADEEP CIRCLE

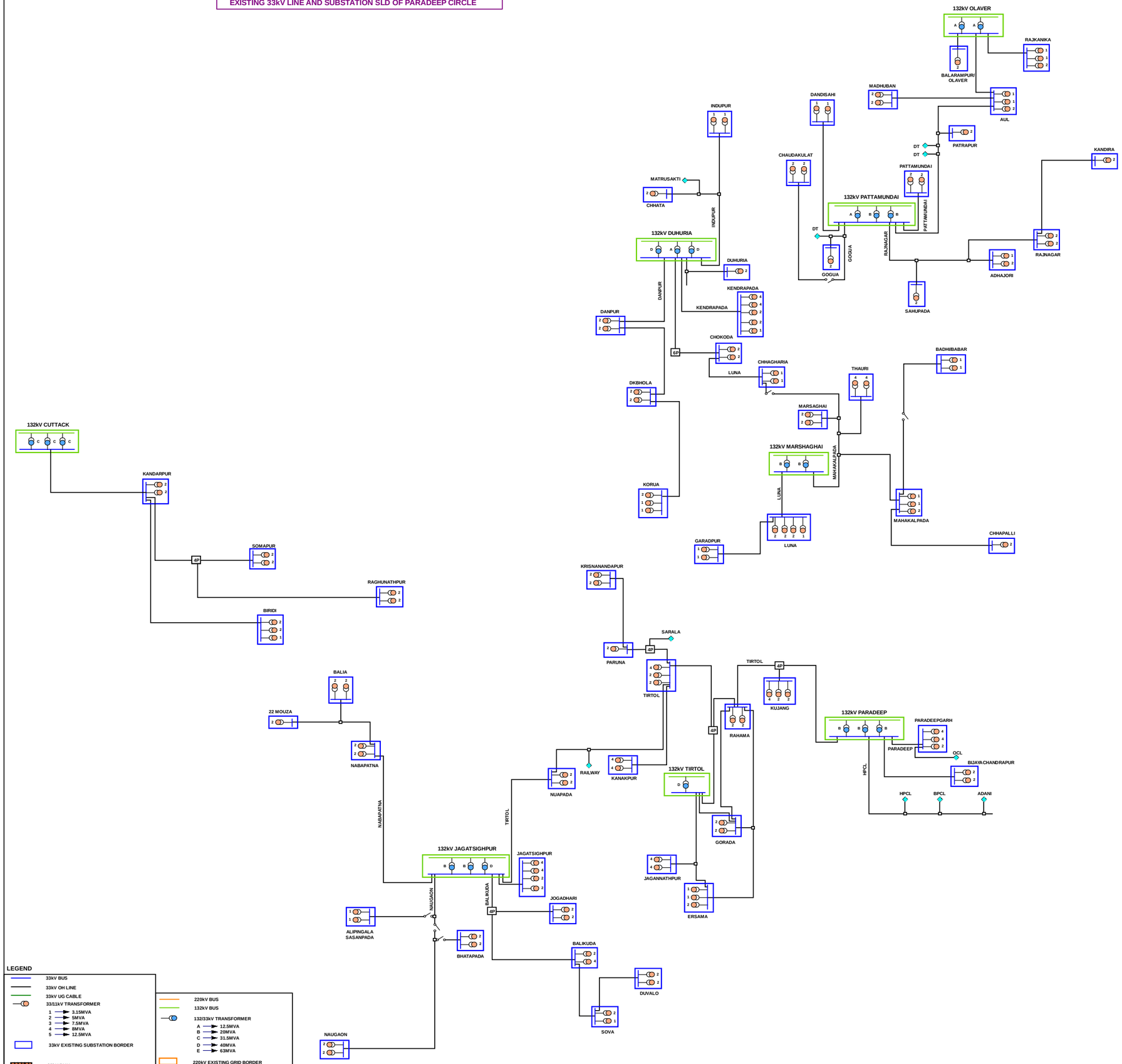

LEGEND

- 33kV BUS
- 33kV OH LINE
- 33kV UG CABLE
- 33/11kV TRANSFORMER
  - 1 — 3.15MVA
  - 2 — 5MVA
  - 3 — 7.5MVA
  - 4 — 8MVA
  - 5 — 12.5MVA
- 33kV EXISTING SUBSTATION BORDER
- 33kV RMU
- 33kV Consumer
- TAPPING POINT
- 220kV BUS
- 132kV BUS
- 132/33kV TRANSFORMER
  - A — 12.5MVA
  - B — 20MVA
  - C — 31.5MVA
  - D — 40MVA
  - E — 63MVA
- 220kV EXISTING GRID BORDER
- 132kV EXISTING GRID BORDER

EXISTING 33kV LINE AND SUBSTATION SLD OF PARADEEP CIRCLE	TPCODL TP CENTRAL ODISHA DISTRIBUTION LIMITED (A Tata Power And Odisha Government Joint Venture)
PREPARED BY:- POWER RESEARCH AND DEVELOPEMENT CONSULTANTS PRIVATE LIMITED	Power System Control Center Kalyani Complex , Unit 8 Bhubaneswar 751012
DWG No: TPCODL/PARADEEP CIRCLE/EXT/SLD/33kV/006	As on 22.08.2020

EXISTING WITH UNDER CONSTRUCTION AND PROPOSED 33kV LINES AND SUBSTATIONS SLD OF PARADEEP CIRCLE

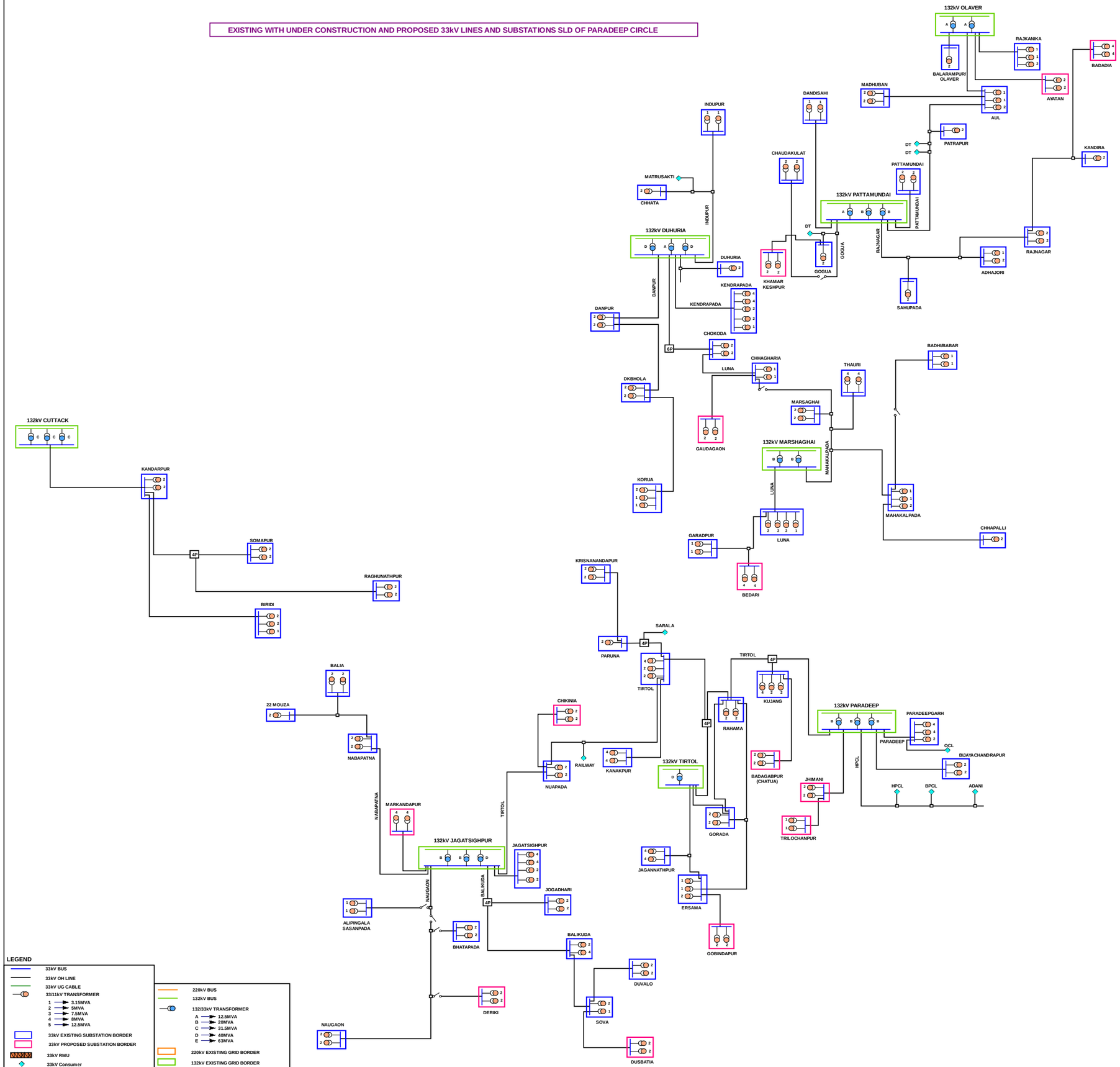

LEGEND

- 33kV BUS
- 33kV OH LINE
- 33kV UG CABLE
- 33/11kV TRANSFORMER
  - 1 → 3.15MVA
  - 2 → 5MVA
  - 3 → 7.5MVA
  - 4 → 8MVA
  - 5 → 12.5MVA
- 33kV EXISTING SUBSTATION BORDER
- 33kV PROPOSED SUBSTATION BORDER
- 33kV RMU
- 33kV Consumer
- TAPPING POINT

- 220kV BUS
- 132kV BUS
- 132/33kV TRANSFORMER
  - A → 12.5MVA
  - B → 20MVA
  - C → 31.5MVA
  - D → 40MVA
  - E → 63MVA
- 220kV EXISTING GRID BORDER
- 132kV EXISTING GRID BORDER
- 220kV & 132kV PROPOSED GRID BORDER

EXISTING WITH UNDER CONSTRUCTION AND PROPOSED 33kV LINE AND SUBSTATION SLD OF PARADEEP CIRCLE	TPCODL TP CENTRAL ODISHA DISTRIBUTION LIMITED (A Tata Power And Odisha Government Joint Venture)
PREPARED BY:- POWER RESEARCH AND DEVELOPEMENT CONSULTANTS PRIVATE LIMITED	Power System Control Center Kalyani Complex , Unit 8 Bhubaneswar 751012
DWG No: TPCODL/PARADEEP CIRCLE/PROP/SLD/33kV/006	As on 22.08.2020

ANNEXURE – 7

(Sample T<>D Input Energy data)

sl. No.	month	Type	Sl No	APEX ID	Voltage Level	GRID Name	Tfr Capacity	Name of Tfr	Billed Meter Sl. No.	Import (MU)	Export
1	Apr-22	APEX POINTS	1			Angul	132 KV	MCL Fdr-1	OPT00706	9.08795	
2	Apr-22	APEX POINTS	2			Angul	132 KV	MCL Fdr-2	OPT01859	9.29177	
3	Apr-22	APEX POINTS	3			Angul		PGCIL stn.Tertiary	NP5942-A	0.050745	
4	Apr-22	APEX POINTS	4			Angul	40 MVA	Trf-1	OPT02219	9.030526	
5	Apr-22	APEX POINTS	5			Angul	40 MVA	Trf-2	OPT02220	8.631875	
6	Apr-22	APEX POINTS	6			Angul	20 MVA	Trf-3	OPT00473	5.672926	
11	Apr-22	APEX POINTS	11			Badagada	63 MVA	Trf-1	OPT00001	9.410584	
12	Apr-22	APEX POINTS	12			Badagada	63 MVA	Trf-2	OPT00033	9.270502	
13	Apr-22	APEX POINTS	13			Balugaon	33 KV	Khalikote Fdr	OPT00747		9.10279
14	Apr-22	APEX POINTS	14			Balugaon	132 KV	SOLARI Traction	OPT00769	2.67298	
15	Apr-22	APEX POINTS	15			Balugaon	40 MVA	Trf-1	OPT00611	9.29835	
16	Apr-22	APEX POINTS	16			Balugaon	20 MVA	Trf-2	APM12642	6.324817	
17	Apr-22	APEX POINTS	17			Balugaon	12.5 MVA	Trf-3	OPT02159	3.651802	
22	Apr-22	APEX POINTS	22			Bhubaneswar	63 MVA	Trf-1	OPT00702	19.422207	
23	Apr-22	APEX POINTS	23			Bhubaneswar	63 MVA	Trf-2	OPT00811	19.48011	
24	Apr-22	APEX POINTS	24			Bhubaneswar	63 MVA	Trf-3	OPT00664	19.47234	
28	Apr-22	APEX POINTS	28			Boinda	132 KV	Traction Feeder	OPT01920	1.86678	
29	Apr-22	APEX POINTS	29			Boinda	20 MVA	Trf-1	OPT02225	4.370714	
30	Apr-22	APEX POINTS	30			Boinda	12.5 MVA	Trf-2	OPT02227	2.746142	
31	Apr-22	APEX POINTS	31			Boinda	12.5 MVA	Trf-3	OPT00661	2.933519	
177	Apr-22	Station Consumpti	1			Angul			CSC00075		0.009809
179	Apr-22	Station Consumpti	3			Badagada			LNT21535		0.009472
180	Apr-22	Station Consumpti	4			Balugaon			CESU0072		0.0086
182	Apr-22	Station Consumpti	6			Bhubaneswar			OSE16126		0.011248
184	Apr-22	Station Consumpti	8			Boinda			621046		0.009936
228	May-22	APEX POINTS	1			Angul	132 KV	MCL Fdr-1	OPT00706	9.4022	
229	May-22	APEX POINTS	2			Angul	132 KV	MCL Fdr-2	OPT01859	9.00314	
230	May-22	APEX POINTS	3			Angul		PGCIL stn.Tertiary	NP5942-A	0.087373	
231	May-22	APEX POINTS	4			Angul	40 MVA	Trf-1	OPT02219	9.073904	
232	May-22	APEX POINTS	5			Angul	40 MVA	Trf-2	OPT02220	8.733749	
233	May-22	APEX POINTS	6			Angul	20 MVA	Trf-3	OPT00473	5.702049	
238	May-22	APEX POINTS	11			Badagada	63 MVA	Trf-1	OPT00001	10.748359	
239	May-22	APEX POINTS	12			Badagada	63 MVA	Trf-2	OPT00033	10.624981	
240	May-22	APEX POINTS	13			Balugaon	33 KV	Khalikote Fdr	OPT00747		9.438119
241	May-22	APEX POINTS	14			Balugaon	132 KV	SOLARI Traction	OPT00769	2.71491	
242	May-22	APEX POINTS	15			Balugaon	40 MVA	Trf-1	OPT00611	9.76491	
243	May-22	APEX POINTS	16			Balugaon	20 MVA	Trf-2	APM12642	6.628004	
244	May-22	APEX POINTS	17			Balugaon	12.5 MVA	Trf-3	OPT02159	3.826335	
249	May-22	APEX POINTS	22			Bhubaneswar	63 MVA	Trf-1	OPT00702	16.33106	
250	May-22	APEX POINTS	23			Bhubaneswar	63 MVA	Trf-2	OPT00811	16.2292	
251	May-22	APEX POINTS	24			Bhubaneswar	63 MVA	Trf-3	OPT00664	16.04944	
255	May-22	APEX POINTS	28			Boinda	132 KV	Traction Feeder	OPT01920	1.93751	
256	May-22	APEX POINTS	29			Boinda	20 MVA	Trf-1	OPT02225	4.230961	
257	May-22	APEX POINTS	30			Boinda	12.5 MVA	Trf-2	OPT02227	2.636033	
258	May-22	APEX POINTS	31			Boinda	12.5 MVA	Trf-3	OPT00661	2.823501	
409	May-22	Station Consumpti	1			Angul			CSC00075		0.009389
411	May-22	Station Consumpti	3			Badagada			LNT21535		0.010105
412	May-22	Station Consumpti	4			Balugaon			CESU0072		0.008828
414	May-22	Station Consumpti	6			Bhubaneswar			OSE16126		0.01036
416	May-22	Station Consumpti	8			Boinda			621046		0.009396
461	Jun-22	APEX POINTS	1			Angul	132 KV	MCL Fdr-1	OPT00706	8.18624	
462	Jun-22	APEX POINTS	2			Angul	132 KV	MCL Fdr-2	OPT01859	8.8853	
463	Jun-22	APEX POINTS	3			Angul		PGCIL stn.Tertiary	NP5942-A	0.082402	
464	Jun-22	APEX POINTS	4			Angul	40 MVA	Trf-1	OPT02219	8.24801	
465	Jun-22	APEX POINTS	5			Angul	40 MVA	Trf-2	OPT02220	7.939587	
466	Jun-22	APEX POINTS	6			Angul	20 MVA	Trf-3	OPT00473	5.187759	
471	Jun-22	APEX POINTS	11			Badagada	63 MVA	Trf-1	OPT00001	11.736091	
472	Jun-22	APEX POINTS	12			Badagada	63 MVA	Trf-2	OPT00033	11.480464	
473	Jun-22	APEX POINTS	13			Balugaon	33 KV	Khalikote Fdr	OPT00747		9.187894

474	Jun-22	APEX POINTS	14			Balugaon	132 KV	SOLARI Traction	OPT00769	2.83152	
475	Jun-22	APEX POINTS	15			Balugaon	40 MVA	Trf-1	OPT00611	9.61747	
476	Jun-22	APEX POINTS	16			Balugaon	20 MVA	Trf-2	APM12642	6.526715	
477	Jun-22	APEX POINTS	17			Balugaon	12.5 MVA	Trf-3	OPT02159	3.767622	
482	Jun-22	APEX POINTS	22			Bhubaneswar	63 MVA	Trf-1	OPT00702	15.584239	
483	Jun-22	APEX POINTS	23			Bhubaneswar	63 MVA	Trf-2	OPT00811	15.49222	
484	Jun-22	APEX POINTS	24			Bhubaneswar	63 MVA	Trf-3	OPT00664	15.70159	
488	Jun-22	APEX POINTS	28			Boinda	132 KV	Traction Feeder	OPT01920	1.78731	
489	Jun-22	APEX POINTS	29			Boinda	20 MVA	Trf-1	OPT02225	3.941506	
490	Jun-22	APEX POINTS	30			Boinda	12.5 MVA	Trf-2	OPT02227	2.454685	
491	Jun-22	APEX POINTS	31			Boinda	12.5 MVA	Trf-3	OPT00661	2.629442	
642	Jun-22	Station Consumpti	1			Angul			CSC00075		0.008746
644	Jun-22	Station Consumpti	3			Badagada			LNT21535		0.009792
645	Jun-22	Station Consumpti	4			Balugaon			CESU0072		0.008664
647	Jun-22	Station Consumpti	6			Bhubaneswar			OSE16126		0.009432
649	Jun-22	Station Consumpti	8			Boinda			621046		0.00837
694	Jul-22	APEX POINTS	1			Angul	132 KV	MCL Fdr-1	OPT00706	8.81402	
695	Jul-22	APEX POINTS	2			Angul	132 KV	MCL Fdr-2	OPT01859	8.53454	
696	Jul-22	APEX POINTS	3			Angul		PGCIL stn.Tertiary	NP5942-A	0.070871	
697	Jul-22	APEX POINTS	4			Angul	40 MVA	Trf-1	OPT02219	7.604799	
698	Jul-22	APEX POINTS	5			Angul	40 MVA	Trf-2	OPT02220	7.313706	
699	Jul-22	APEX POINTS	6			Angul	20 MVA	Trf-3	OPT00473	4.79188	
704	Jul-22	APEX POINTS	11			Badagada	63 MVA	Trf-1	OPT00001	10.957369	
705	Jul-22	APEX POINTS	12			Badagada	63 MVA	Trf-2	OPT00033	10.758997	
706	Jul-22	APEX POINTS	13			Balugaon	33 KV	Khalikote Fdr	OPT00747		9.34256
707	Jul-22	APEX POINTS	14			Balugaon	132 KV	SOLARI Traction	OPT00769	2.95633	
708	Jul-22	APEX POINTS	15			Balugaon	40 MVA	Trf-1	OPT00611	9.22972	
709	Jul-22	APEX POINTS	16			Balugaon	20 MVA	Trf-2	APM12642	6.259109	
710	Jul-22	APEX POINTS	17			Balugaon	12.5 MVA	Trf-3	OPT02159	3.612443	
715	Jul-22	APEX POINTS	22			Bhubaneswar	63 MVA	Trf-1	OPT00702	13.17176	
716	Jul-22	APEX POINTS	23			Bhubaneswar	63 MVA	Trf-2	OPT00811	13.11856	
717	Jul-22	APEX POINTS	24			Bhubaneswar	63 MVA	Trf-3	OPT00664	13.17442	
721	Jul-22	APEX POINTS	28			Boinda	132 KV	Traction Feeder	OPT01920	1.87363	
722	Jul-22	APEX POINTS	29			Boinda	20 MVA	Trf-1	OPT02225	3.788829	
723	Jul-22	APEX POINTS	30			Boinda	12.5 MVA	Trf-2	OPT02227	2.364008	
724	Jul-22	APEX POINTS	31			Boinda	12.5 MVA	Trf-3	OPT00661	2.533205	
875	Jul-22	Station Consumpti	1			Angul			CSC00075		0.006134
877	Jul-22	Station Consumpti	3			Badagada			LNT21535		0.008813
878	Jul-22	Station Consumpti	4			Balugaon			CESU0072		0.00722
880	Jul-22	Station Consumpti	6			Bhubaneswar			OSE16126		0.00759
882	Jul-22	Station Consumpti	8			Boinda			621046		0.006222
927	Aug-22	APEX POINTS	1			Angul	132 KV	MCL Fdr-1	OPT00706	11.08872	
928	Aug-22	APEX POINTS	2			Angul	132 KV	MCL Fdr-2	OPT01859	6.3717	
929	Aug-22	APEX POINTS	3			Angul		PGCIL stn.Tertiary	NP5942-A	0.07362	
930	Aug-22	APEX POINTS	4			Angul	40 MVA	Trf-1	OPT02219	7.324213	
931	Aug-22	APEX POINTS	5			Angul	40 MVA	Trf-2	OPT02220	7.054844	
932	Aug-22	APEX POINTS	6			Angul	20 MVA	Trf-3	OPT00473	4.614957	
937	Aug-22	APEX POINTS	11			Badagada	63 MVA	Trf-1	OPT00001	8.829642	
938	Aug-22	APEX POINTS	12			Badagada	63 MVA	Trf-2	OPT00033	8.670039	
939	Aug-22	APEX POINTS	13			Balugaon	33 KV	Khalikote Fdr	OPT00747		8.92965
940	Aug-22	APEX POINTS	14			Balugaon	132 KV	SOLARI Traction	OPT00769	2.81319	
941	Aug-22	APEX POINTS	15			Balugaon	40 MVA	Trf-1	OPT00611	8.84004	
942	Aug-22	APEX POINTS	16			Balugaon	20 MVA	Trf-2	APM12642	5.987949	
943	Aug-22	APEX POINTS	17			Balugaon	12.5 MVA	Trf-3	OPT02159	3.459132	
948	Aug-22	APEX POINTS	22			Bhubaneswar	63 MVA	Trf-1	OPT02123	13.983873	
949	Aug-22	APEX POINTS	23			Bhubaneswar	63 MVA	Trf-2	OPT02124	13.686668	
950	Aug-22	APEX POINTS	24			Bhubaneswar	63 MVA	Trf-3	OPT00847	14.00245	
954	Aug-22	APEX POINTS	28			Boinda	132 KV	Traction Feeder	OPT01920	2.02372	
955	Aug-22	APEX POINTS	29			Boinda	20 MVA	Trf-1	OPT02225	3.608907	
956	Aug-22	APEX POINTS	30			Boinda	12.5 MVA	Trf-2	OPT02227	2.312233	
957	Aug-22	APEX POINTS	31			Boinda	12.5 MVA	Trf-3	OPT00661	2.47548	
1108	Aug-22	Station Consumpti	1			Angul			CSC00075		0.00646
1110	Aug-22	Station Consumpti	3			Badagada			LNT21535		0.008682
1111	Aug-22	Station Consumpti	4			Balugaon			CESU0072		0.007336
1113	Aug-22	Station Consumpti	6			Bhubaneswar			OSE16126		0.009146
1115	Aug-22	Station Consumpti	8			Boinda			621046		0.00744
1160	Sep-22	APEX POINTS	1	17030701	132 kV	Angul	132 KV	MCL Fdr-1	OPT00706	12.68852	
1161	Sep-22	APEX POINTS	2	17030702	132 kV	Angul	132 KV	MCL Fdr-2	OPT01859	4.86099	
1162	Sep-22	APEX POINTS	3	17030STN02	0.4 kV	Angul		PGCIL stn.Tertiary	NP5942-A	0.06977	
1163	Sep-22	APEX POINTS	4	17030AP01	33 kV	Angul	40 MVA	Trf-1	OPT02219	7.486165	
1164	Sep-22	APEX POINTS	5	17030AP02	33 kV	Angul	40 MVA	Trf-2	OPT02220	7.209409	
1165	Sep-22	APEX POINTS	6	17030AP03	33 kV	Angul	20 MVA	Trf-3	OPT00473	4.716919	
1170	Sep-22	APEX POINTS	11	17004AP01	33 kV	Badagada	63 MVA	Trf-1	OPT00001	8.638479	
1171	Sep-22	APEX POINTS	12	17004AP02	33 kV	Badagada	63 MVA	Trf-2	OPT00033	8.653323	
1172	Sep-22	APEX POINTS	13	17015409	33 kV	Balugaon	33 KV	Khalikote Fdr	OPT00779		9.031046
1173	Sep-22	APEX POINTS	14	17015701	132 kV	Balugaon	132 KV	SOLARI Traction	OPT00675	2.64582	
1174	Sep-22	APEX POINTS	15	17015AP01	33 kV	Balugaon	40 MVA	Trf-1	OPT00711	8.9612	
1175	Sep-22	APEX POINTS	16	17015AP02	33 kV	Balugaon	20 MVA	Trf-2	APM12642	6.088024	
1176	Sep-22	APEX POINTS	17	17015AP03	33 kV	Balugaon	12.5 MVA	Trf-3	OPT02159	3.512726	
1181	Sep-22	APEX POINTS	22	17001AP01	33 kV	Bhubaneswar	63 MVA	Trf-1	OPT00702	12.02195	
1182	Sep-22	APEX POINTS	23	17001AP02	33 kV	Bhubaneswar	63 MVA	Trf-2	OPT00811	14.310345	
1183	Sep-22	APEX POINTS	24	17001AP03	33 kV	Bhubaneswar	63 MVA	Trf-3	OPT00664	14.306383	
1187	Sep-22	APEX POINTS	28	17031701	132 kV	Boinda	132 KV	Traction Feeder	OPT01920	1.86982	

1188	Sep-22	APEX POINTS	29	17031AP01	33 kV	Boinda	20 MVA	Trf-1	OPT02225	3.745106	
1189	Sep-22	APEX POINTS	30	17031AP02	33 kV	Boinda	12.5 MVA	Trf-2	OPT02227	2.339974	
1190	Sep-22	APEX POINTS	31	17031AP03	33 kV	Boinda	12.5 MVA	Trf-3	OPT00661	2.504503	
1344	Sep-22	Station Consumption		17030STN01		Angul			CSC00075		0.006752
1346	Sep-22	Station Consumption		17004STN01		Badagada			LNT21535		0.008911
1347	Sep-22	Station Consumption		17015STN01		Balugaon			CESU0072		0.007724
1349	Sep-22	Station Consumption		17001STN01		Bhubaneswar			OSE16126		0.010898
1352	Sep-22	Station Consumption		17031STN01		Boinda			621046		0.006942
1411	Oct-22	APEX POINTS	1	17030701	132 kV	Angul	132 KV	MCL Fdr-1	OPT00706	7.03751	
1412	Oct-22	APEX POINTS	2	17030702	132 kV	Angul	132 KV	MCL Fdr-2	OPT01859	9.14121	
1413	Oct-22	APEX POINTS	3	17030STN02	0.4 kV	Angul		PGCIL stn.Tertiary	NP5942-A	0.070236	
1414	Oct-22	APEX POINTS	4	17030AP01	33 kV	Angul	40 MVA	Trf-1	OPT02219	6.371079	
1415	Oct-22	APEX POINTS	5	17030AP02	33 kV	Angul	40 MVA	Trf-2	OPT02220	6.136514	
1416	Oct-22	APEX POINTS	6	17030AP03	33 kV	Angul	20 MVA	Trf-3	OPT00473	4.018246	
1421	Oct-22	APEX POINTS	11	17004AP01	33 kV	Badagada	63 MVA	Trf-1	OPT00001	6.2831	
1422	Oct-22	APEX POINTS	12	17004AP02	33 kV	Badagada	63 MVA	Trf-2	OPT00033	6.277022	
1423	Oct-22	APEX POINTS	13	17015409	33 kV	Balugaon	33 KV	Khalikote Fdr	OPT00747		8.363544
1424	Oct-22	APEX POINTS	14	17015701	132 kV	Balugaon	132 KV	SOLARI Traction	OPT00769	2.7033	
1425	Oct-22	APEX POINTS	15	17015AP01	33 kV	Balugaon	40 MVA	Trf-1	OPT00611	8.02177	
1426	Oct-22	APEX POINTS	16	17015AP02	33 kV	Balugaon	20 MVA	Trf-2	APM12642	5.459097	
1427	Oct-22	APEX POINTS	17	17015AP03	33 kV	Balugaon	12.5 MVA	Trf-3	OPT02159	3.155951	
1432	Oct-22	APEX POINTS	22	17001AP01	33 kV	Bhubaneswar	63 MVA	Trf-1	OPT00702	12.364835	
1433	Oct-22	APEX POINTS	23	17001AP02	33 kV	Bhubaneswar	63 MVA	Trf-2	OPT00811	13.455584	
1434	Oct-22	APEX POINTS	24	17001AP03	33 kV	Bhubaneswar	63 MVA	Trf-3	OPT00664	13.89828	
1438	Oct-22	APEX POINTS	28	17031701	132 kV	Boinda	132 KV	Traction Feeder	OPT01920	1.91327	
1439	Oct-22	APEX POINTS	29	17031AP01	33 kV	Boinda	20 MVA	Trf-1	OPT02225	3.361247	
1440	Oct-22	APEX POINTS	30	17031AP02	33 kV	Boinda	12.5 MVA	Trf-2	OPT02227	2.093884	
1441	Oct-22	APEX POINTS	31	17031AP03	33 kV	Boinda	12.5 MVA	Trf-3	OPT00661	2.244528	
1595	Oct-22	Station Consumption		17030STN01		Angul			CSC00075		0.006534
1597	Oct-22	Station Consumption		17004STN01		Badagada			LNT21535		0.00824
1598	Oct-22	Station Consumption		17015STN01		Balugaon			CESU0072		0.006712
1600	Oct-22	Station Consumption		17001STN01		Bhubaneswar			OSE16126		0.00952
1603	Oct-22	Station Consumption		17031STN01		Boinda			621046		0.005988
1662	Nov-22	APEX POINTS	1	17030701	132 kV	Angul	132 KV	MCL Fdr-1	OPT00706	7.05752	
1663	Nov-22	APEX POINTS	2	17030702	132 kV	Angul	132 KV	MCL Fdr-2	OPT01859	6.88236	
1664	Nov-22	APEX POINTS	3	17030STN02	0.4 kV	Angul		PGCIL stn.Tertiary	NP5942-A	0.041451	
1665	Nov-22	APEX POINTS	4	17030AP01	33 kV	Angul	40 MVA	Trf-1	OPT02219	5.244644	
1666	Nov-22	APEX POINTS	5	17030AP02	33 kV	Angul	40 MVA	Trf-2	OPT02220	4.945589	
1667	Nov-22	APEX POINTS	6	17030AP03	33 kV	Angul	20 MVA	Trf-3	OPT00473	3.324062	
1672	Nov-22	APEX POINTS	11	17004AP01	33 kV	Badagada	63 MVA	Trf-1	OPT00001	4.440272	
1673	Nov-22	APEX POINTS	12	17004AP02	33 kV	Badagada	63 MVA	Trf-2	OPT00033	4.279138	
1674	Nov-22	APEX POINTS	13	17015409	33 kV	Balugaon	33 KV	Khalikote Fdr	OPT00747		6.686274
1675	Nov-22	APEX POINTS	14	17015701	132 kV	Balugaon	132 KV	SOLARI Traction	OPT00769	2.52116	
1676	Nov-22	APEX POINTS	15	17015AP01	33 kV	Balugaon	40 MVA	Trf-1	OPT00611	6.27611	
1677	Nov-22	APEX POINTS	16	17015AP02	33 kV	Balugaon	20 MVA	Trf-2	APM12642	4.284272	
1678	Nov-22	APEX POINTS	17	17015AP03	33 kV	Balugaon	12.5 MVA	Trf-3	OPT02159	2.470095	
1683	Nov-22	APEX POINTS	22	17001AP01	33 kV	Bhubaneswar	63 MVA	Trf-1	OPT00702	12.079982	
1684	Nov-22	APEX POINTS	23	17001AP02	33 kV	Bhubaneswar	63 MVA	Trf-2	OPT00811	9.73093	
1685	Nov-22	APEX POINTS	24	17001AP03	33 kV	Bhubaneswar	63 MVA	Trf-3	OPT00664	11.07834	
1689	Nov-22	APEX POINTS	28	17031701	132 kV	Boinda	132 KV	Traction Feeder	OPT01920	1.92749	
1690	Nov-22	APEX POINTS	29	17031AP01	33 kV	Boinda	20 MVA	Trf-1	OPT02225	2.943133	
1691	Nov-22	APEX POINTS	30	17031AP02	33 kV	Boinda	12.5 MVA	Trf-2	OPT02227	1.848584	
1692	Nov-22	APEX POINTS	31	17031AP03	33 kV	Boinda	12.5 MVA	Trf-3	OPT00661	1.971056	
1846	Nov-22	Station Consumpti	1	17030STN01		Angul			CSC00075		0.004986
1848	Nov-22	Station Consumpti	3	17004STN01		Badagada			LNT21535		0.006938
1849	Nov-22	Station Consumpti	4	17015STN01		Balugaon			CESU0072		0.005544
1851	Nov-22	Station Consumpti	6	17001STN01		Bhubaneswar			OSE16126		0.00772
1854	Nov-22	Station Consumpti	9	17031STN01		Boinda			621046		0.004578
1914	Dec-22	APEX POINTS	1	17030701	132 kV	Angul	132 KV	MCL Fdr-1	OPT00706	7.075760	
1915	Dec-22	APEX POINTS	2	17030702	132 kV	Angul	132 KV	MCL Fdr-2	OPT01859	7.107910	
1916	Dec-22	APEX POINTS	3	17030STN02	0.4 kV	Angul		PGCIL stn.Tertiary	NP5942-A	0.038163	
1917	Dec-22	APEX POINTS	4	17030AP01	33 kV	Angul	40 MVA	Trf-1	OPT02219	4.957523	
1918	Dec-22	APEX POINTS	5	17030AP02	33 kV	Angul	40 MVA	Trf-2	OPT02220	4.864025	
1919	Dec-22	APEX POINTS	6	17030AP03	33 kV	Angul	20 MVA	Trf-3	OPT00473	3.202764	
1924	Dec-22	APEX POINTS	11	17004AP01	33 kV	Badagada	63 MVA	Trf-1	OPT00001	7.075138	
1925	Dec-22	APEX POINTS	12	17004AP02	33 kV	Badagada	63 MVA	Trf-2	OPT00033	6.933516	
1926	Dec-22	APEX POINTS	13	17015409	33 kV	Balugaon	33 KV	Khalikote Fdr	OPT00747		6.381935
1927	Dec-22	APEX POINTS	14	17015701	132 kV	Balugaon	132 KV	SOLARI Traction	OPT00769	2.761030	
1928	Dec-22	APEX POINTS	15	17015AP01	33 kV	Balugaon	40 MVA	Trf-1	OPT00611	5.806590	
1929	Dec-22	APEX POINTS	16	17015AP02	33 kV	Balugaon	20 MVA	Trf-2	APM12642	3.964746	
1930	Dec-22	APEX POINTS	17	17015AP03	33 kV	Balugaon	12.5 MVA	Trf-3	OPT02159	2.284719	
1935	Dec-22	APEX POINTS	22	17001AP01	33 kV	Bhubaneswar	63 MVA	Trf-1	OPT00702	8.800577	
1936	Dec-22	APEX POINTS	23	17001AP02	33 kV	Bhubaneswar	63 MVA	Trf-2	OPT00811	8.876407	
1937	Dec-22	APEX POINTS	24	17001AP03	33 kV	Bhubaneswar	63 MVA	Trf-3	OPT00664	8.877780	
1941	Dec-22	APEX POINTS	28	17031701	132 kV	Boinda	132 KV	Traction Feeder	OPT01920	2.142440	
1942	Dec-22	APEX POINTS	29	17031AP01	33 kV	Boinda	20 MVA	Trf-1	OPT02225	3.242907	
1943	Dec-22	APEX POINTS	30	17031AP02	33 kV	Boinda	12.5 MVA	Trf-2	OPT02227	1.143396	
1944	Dec-22	APEX POINTS	31	17031AP03	33 kV	Boinda	12.5 MVA	Trf-3	OPT00794	2.044512	
2100	Dec-22	Station Consumpti	1	17030STN01		Angul			CSC00075		0.004662
2102	Dec-22	Station Consumpti	3	17004STN01		Badagada			LNT21535		0.006253
2103	Dec-22	Station Consumpti	4	17015STN01		Balugaon			CESU0072		0.005180
2105	Dec-22	Station Consumpti	6	17001STN01		Bhubaneswar			OSE16126		0.007828
2108	Dec-22	Station Consumpti	9	17031STN01		Boinda			621046		0.009252

2168	Jan-23	APEX POINTS	1	17030701	132 kV	Angul	132 KV	MCL Fdr-1	OPT00706	7.34691	
2169	Jan-23	APEX POINTS	2	17030702	132 kV	Angul	132 KV	MCL Fdr-2	OPT01859	7.3683	
2170	Jan-23	APEX POINTS	3	17030STN02	0.4 kV	Angul		PGCIL stn.Tertiary	NP5942-A	0.041267	
2171	Jan-23	APEX POINTS	4	17030AP01	33 kV	Angul	40 MVA	Trf-1	OPT02219	5.128482	
2172	Jan-23	APEX POINTS	5	17030AP02	33 kV	Angul	40 MVA	Trf-2	OPT02220	4.901843	
2173	Jan-23	APEX POINTS	6	17030AP03	33 kV	Angul	20 MVA	Trf-3	OPT00473	3.21949	
2178	Jan-23	APEX POINTS	11	17004AP01	33 kV	Badagada	63 MVA	Trf-1	OPT00033	6.710623	
2179	Jan-23	APEX POINTS	12	17004AP02	33 kV	Badagada	63 MVA	Trf-2	OPT00747	6.57562	
2180	Jan-23	APEX POINTS	13	17015409	33 kV	Balugaon	33 KV	Khalikote Fdr	OPT00769		6.276384
2181	Jan-23	APEX POINTS	14	17015701	132 kV	Balugaon	132 KV	SOLARI Traction	OPT00611	2.44928	
2182	Jan-23	APEX POINTS	15	17015AP01	33 kV	Balugaon	40 MVA	Trf-1	APM12642	5.73098	
2183	Jan-23	APEX POINTS	16	17015AP02	33 kV	Balugaon	20 MVA	Trf-2	OPT02159	3.927016	
2184	Jan-23	APEX POINTS	17	17015AP03	33 kV	Balugaon	12.5 MVA	Trf-3	OPT00450	2.304497	
2189	Jan-23	APEX POINTS	22	17001AP01	33 kV	Bhubaneswar	63 MVA	Trf-1	OPT00811	8.15729	
2190	Jan-23	APEX POINTS	23	17001AP02	33 kV	Bhubaneswar	63 MVA	Trf-2	OPT00664	7.83771	
2191	Jan-23	APEX POINTS	24	17001AP03	33 kV	Bhubaneswar	63 MVA	Trf-3	APM03573	8.16774	
2195	Jan-23	APEX POINTS	28	17031701	132 kV	Boinda	132 KV	Traction Feeder	OPT02225	2.30964	
2196	Jan-23	APEX POINTS	29	17031AP01	33 kV	Boinda	20 MVA	Trf-1	OPT02227	3.321205	
2197	Jan-23	APEX POINTS	30	17031AP02	33 kV	Boinda	12.5 MVA	Trf-2	OPT00794	2.109538	
2198	Jan-23	APEX POINTS	31	17031AP03	33 kV	Boinda	12.5 MVA	Trf-3	XB575554	1.319224	
2355	Jan-23	Station Consumpti	1	17030STN01		Angul			CSC00075		0.005544
2357	Jan-23	Station Consumpti	3	17004STN01		Badagada			LNT21535		0.006287
2358	Jan-23	Station Consumpti	4	17015STN01		Balugaon			CESU0072		0.004928
2360	Jan-23	Station Consumpti	6	17001STN01		Bhubaneswar			OSE16126		0.008358
2363	Jan-23	Station Consumpti	9	17031STN01		Boinda			621046		0.00978
2424	Feb-23	APEX POINTS	1	17030701	132 kV	Angul	132 KV	MCL Fdr-1	OPT02223	6.825227	
2425	Feb-23	APEX POINTS	2	17030702	132 kV	Angul	132 KV	MCL Fdr-2	OPT01859	6.86341	
2426	Feb-23	APEX POINTS	3	17030STN02	0.4 kV	Angul		PGCIL stn.Tertiary	NP5942-A	0.05028	
2427	Feb-23	APEX POINTS	4	17030AP01	33 kV	Angul	40 MVA	Trf-1	OPT02219	4.934596	
2428	Feb-23	APEX POINTS	5	17030AP02	33 kV	Angul	40 MVA	Trf-2	OPT02220	4.75395	
2429	Feb-23	APEX POINTS	6	17030AP03	33 kV	Angul	20 MVA	Trf-3	OPT00933	3.129652	
2434	Feb-23	APEX POINTS	11	17004AP01	33 kV	Badagada	63 MVA	Trf-1	OPT00001	7.033313	
2435	Feb-23	APEX POINTS	12	17004AP02	33 kV	Badagada	63 MVA	Trf-2	OPT00033	6.881466	
2436	Feb-23	APEX POINTS	13	17015409	33 kV	Balugaon	33 KV	Khalikote Fdr	OPT00747		6.606986
2437	Feb-23	APEX POINTS	14	17015701	132 kV	Balugaon	132 KV	SOLARI Traction	OPT00769	2.32037	
2438	Feb-23	APEX POINTS	15	17015AP01	33 kV	Balugaon	40 MVA	Trf-1	OPT00611	6.13991	
2439	Feb-23	APEX POINTS	16	17015AP02	33 kV	Balugaon	20 MVA	Trf-2	APM12642	4.190483	
2440	Feb-23	APEX POINTS	17	17015AP03	33 kV	Balugaon	12.5 MVA	Trf-3	OPT02169	2.385678	
2445	Feb-23	APEX POINTS	22	17001AP01	33 kV	Bhubaneswar	63 MVA	Trf-1	OPT02123	9.246851	
2446	Feb-23	APEX POINTS	23	17001AP02	33 kV	Bhubaneswar	63 MVA	Trf-2	OPT02124	9.237388	
2447	Feb-23	APEX POINTS	24	17001AP03	33 kV	Bhubaneswar	63 MVA	Trf-3	OPT00664	9.2726	
2451	Feb-23	APEX POINTS	28	17031701	132 kV	Boinda	132 KV	Traction Feeder	OPT01920	2.10874	
2452	Feb-23	APEX POINTS	29	17031AP01	33 kV	Boinda	20 MVA	Trf-1	OPT02225	2.790242	
2453	Feb-23	APEX POINTS	30	17031AP02	33 kV	Boinda	12.5 MVA	Trf-2	OPT02227	1.737059	
2454	Feb-23	APEX POINTS	31	17031AP03	33 kV	Boinda	12.5 MVA	Trf-3	OPT00794	1.838446	
2612	Feb-23	Station Consumpti	1	17030STN01		Angul			CSC00075		0.005314
2614	Feb-23	Station Consumpti	3	17004STN01		Badagada			LNT21535		0.00631
2615	Feb-23	Station Consumpti	4	17015STN01		Balugaon			CESU0072		0.004836
2617	Feb-23	Station Consumpti	6	17001STN01		Bhubaneswar			OSE16126		0.008242
2620	Feb-23	Station Consumpti	9	17031STN01		Boinda			621046		0.00435
2683	Mar-23	APEX POINTS	1	17030701	132 kV	Angul	132 KV	MCL Fdr-1	OPT00706	7.56987	
2684	Mar-23	APEX POINTS	2	17030702	132 kV	Angul	132 KV	MCL Fdr-2	OPT02224	7.5242	
2685	Mar-23	APEX POINTS	3	17030STN02	0.4 kV	Angul		PGCIL stn.Tertiary	NP5942-A	0.048979	
2686	Mar-23	APEX POINTS	4	17030AP01	33 kV	Angul	40 MVA	Trf-1	OPT02219	6.383857	
2687	Mar-23	APEX POINTS	5	17030AP02	33 kV	Angul	40 MVA	Trf-2	OPT02220	6.148894	
2688	Mar-23	APEX POINTS	6	17030AP03	33 kV	Angul	20 MVA	Trf-3	OPT00473	4.021665	
2693	Mar-23	APEX POINTS	11	17004AP01	33 kV	Badagada	63 MVA	Trf-1	OPT00001	10.075553	
2694	Mar-23	APEX POINTS	12	17004AP02	33 kV	Badagada	63 MVA	Trf-2	OPT00033	9.879838	
2695	Mar-23	APEX POINTS	13	17015409	33 kV	Balugaon	33 KV	Khalikote Fdr	OPT00747		8.480978
2696	Mar-23	APEX POINTS	14	17015701	132 kV	Balugaon	132 KV	SOLARI Traction	OPT00769	2.34835	
2697	Mar-23	APEX POINTS	15	17015AP01	33 kV	Balugaon	40 MVA	Trf-1	OPT00611	7.89603	
2698	Mar-23	APEX POINTS	16	17015AP02	33 kV	Balugaon	20 MVA	Trf-2	APM12642	5.381626	
2699	Mar-23	APEX POINTS	17	17015AP03	33 kV	Balugaon	12.5 MVA	Trf-3	OPT02159	3.108622	
2704	Mar-23	APEX POINTS	22	17001AP01	33 kV	Bhubaneswar	63 MVA	Trf-1	OPT00702	10.88672	
2705	Mar-23	APEX POINTS	23	17001AP02	33 kV	Bhubaneswar	63 MVA	Trf-2	OPT00811	10.91872	
2706	Mar-23	APEX POINTS	24	17001AP03	33 kV	Bhubaneswar	63 MVA	Trf-3	OPT00664	10.85519	
2710	Mar-23	APEX POINTS	28	17031701	132 kV	Boinda	132 KV	Traction Feeder	OPT01920	2.26753	
2711	Mar-23	APEX POINTS	29	17031AP01	33 kV	Boinda	20 MVA	Trf-1	OPT02225	3.324659	
2712	Mar-23	APEX POINTS	30	17031AP02	33 kV	Boinda	12.5 MVA	Trf-2	OPT02227	2.048099	
2713	Mar-23	APEX POINTS	31	17031AP03	33 kV	Boinda	12.5 MVA	Trf-3	OPT00661	2.220323	
2871	Mar-23	Station Consumpti	1	17030STN01		Angul			CSC00075		0.006478
2873	Mar-23	Station Consumpti	3	17004STN01		Badagada			LNT21535		0.007764
2874	Mar-23	Station Consumpti	4	17015STN01		Balugaon			CESU0072		0.00654
2876	Mar-23	Station Consumpti	6	17001STN01		Bhubaneswar			OSE16126		0.009974
2879	Mar-23	Station Consumpti	9	17031STN01		Boinda			621046		0.006282

ANNEXURE – 8

(Sample Feeders metering status)

TPCODL FEEDER METERING STATUS									
SL NO	NAME OF DIVISIONS	33 KV FEEDER				11 KV FEEDER			
		TOTAL	OK	DISMANTLED BY OPTCL	NM/DEF	TOTAL	OK	DEFECTIVE	NO METER
1	BCDD-1,BBSR	9	2	2	5	75	67	3	5
2	BCDD-2,BBSR	27	18	5	4	115	101	11	3
3	BED ,BBSR	14	9	4	1	77	66	4	7
4	NED,NIMAPADA	12	10	0	2	82	77	4	1
A	CIRCLE-I ,BBSR	62	39	11	12	349	311	22	16
5	KED, KHURDA	22	18	0	4	102	85	13	4
6	NED, NAYAGARH	9	9	0	0	86	68	12	6
7	BED, BALUGAON	8	8	0	0	35	32	2	1
8	PED, PURI	13	4	9	0	80	57	11	12
B	CIRCLE-II ,BBSR	52	39	9	4	303	242	38	23
9	CDD-1, CUTTACK	9	8	0	1	63	49	0	14
10	CDD-2, CUTTACK	8	8	0	0	59	50	7	2
11	CED, CUTTACK	12	12	0	0	65	49	10	6
12	AED, ATHAGARH	12	10	0	2	61	34	16	11
13	SED, SALIPUR	4	4	0	0	35	29	4	2
C	CUTTACK CIRCLE	45	42	0	3	283	211	37	35
14	DED, DHENKANAL	20	12	7	1	98	85	9	4
15	AED, ANGUL	9	8	0	1	71	68	2	1
16	TED, CHAINPAL	12	6	6	0	90	56	15	19
D	DHENKANAL CIRCLE	41	26	13	2	259	209	26	24
17	PED, PARADEEP	8	8	0	0	47	40	0	7
18	KED-1, KENDRAPADA	17	14	0	3	79	64	7	8
19	KED-2, MARSAGHAI	2	2	0	0	30	24	2	4
20	JED,JAGATSINGHPUR	6	6	0	0	61	50	6	5
E	PARADEEP CIRCLE	33	30	0	3	217	178	15	24
	TPCODL	**233**	**176**	**33**	**24**	**1411**	**1151**	**138**	**122**

ANNEXURE – 9

(Sample Enforcements Details)

(Theft Cases)

Circle	Division	Apr-22			May-22			Jun-22		
		Nos.	Amount Collected	Corresponding Mus(@5.8*/unit/2)	Nos.	Amount Collected	Corresponding Mus(@5.8*/unit/2)	Nos.	Amount Collected	Corresponding Mus(@5.8*/unit/2)
Electrical Circle - I ,Bhubaneswar	BCDD-1 ,BHUBANESWAR				1	45982	0.00	11	160338	0.01
	BCDD-2 ,BHUBANESWAR	11	586531	0.05	22	742129	0.06	104	5450149	0.47
	BED,BHUBANESWAR	42	1365251	0.12	69	2001474	0.17	110	3871283	0.33
	NED , NIMAPARA	33	789858	0.07	34	544047	0.05	157	3000174	0.26
Electrical Circle - I ,Bhubaneswar Total		86	2741640	0.24	126	3333632	0.29	382	12481944	1.08
Electrical Circle - II ,Bhubaneswar	BAED,BALUGAON	7	60500	0.01	8	55280	0.00	144	2671616	0.23
	KHD , KHURDA	10	86970	0.01	3	23000	0.00	114	1939254	0.17
	NAYAGARH Div	7	61648	0.01	10	240846	0.02	62	798199	0.07
	PED,PURI	17	186052	0.02	32	572286	0.05	166	3191779	0.28
Electrical Circle - II ,Bhubaneswar Total		41	395170	0.03	53	891412	0.08	486	8600848	0.74
Electrical Circle,Cuttack	AED,ATHAGADA	20	135534	0.01	15	312190	0.03	118	2187295	0.19
	CDD-1,CUTTACK	16	228000	0.02	23	428321	0.04	49	1091936	0.09
	CDD-2,CUTTACK	10	172810	0.01	9	237506	0.02	111	2539332	0.22
	CED,CUTTACK	9	122332	0.01	7	50819	0.00	122	1880735	0.16
	SED , SALIPUR	19	206031	0.02	28	251097	0.02	87	1027897	0.09
Electrical Circle,Cuttack Total		74	864707	0.07	82	1279933	0.11	487	8727195	0.75
Electrical Circle,Dhenkanal	Angul Division	17	479539	0.04	20	365304	0.03	171	2771573	0.24
	DED,DHENKANAL	5	46622	0.00	9	170797	0.01	239	3557168	0.31
	TED ,TALCHER	8	90827	0.01	6	55225	0.00	162	2884746	0.25
Electrical Circle,Dhenkanal Total		30	616988	0.05	35	591326	0.05	572	9213487	0.79
Electrical Circle,Paradeep	JED,JAGATSINGPUR	30	143101	0.01	32	196033	0.02	138	1304955	0.11
	KED1,KENDRAPARA	37	368650	0.03	39	497452	0.04	195	2490294	0.21
	KED2,MARSHAGHAI	11	91842	0.01	11	89289	0.01	80	1116515	0.10
	PDP,PARADEEP	30	353155	0.03	33	533586	0.05	155	2615205	0.23
Electrical Circle,Paradeep Total		108	956748	0.08	115	1316360	0.11	568	7526969	0.65
Grand Total		339	5575253	0.48	411	7412663	0.64	2495	46550443	4.01

Circle	Division	Jul-22			Aug-22			Sep-22		
		Nos.	Amount Collected	Corresponding Mus(@5.8*/unit/2)	Nos.	Amount Collected	Corresponding Mus(@5.8*/unit/2)	Nos.	Amount Collected	Corresponding Mus(@5.8*/unit/2)
Electrical Circle - I ,Bhubaneswar	BCDD-1 ,BHUBANESWAR	2	78574	0.01	1	21000	0.00	7	178736	0.02
	BCDD-2 ,BHUBANESWAR	75	2243919	0.19	67	3637232	0.31	124	6056017	0.52
	BED,BHUBANESWAR	59	1474771	0.13	73	2759503	0.24	101	3221017	0.28
	NED , NIMAPARA	108	2148863	0.19	84	2435909	0.21	379	7328541	0.63
Electrical Circle - I ,Bhubaneswar Total		244	5946127	0.51	225	8853644	0.76	611	16784311	1.45
Electrical Circle - II ,Bhubaneswar	BAED,BALUGAON	91	1328864	0.11	99	1461452	0.13	153	3007466	0.26
	KHD , KHURDA	52	722451	0.06	56	774514	0.07	105	2019943	0.17
	NAYAGARH Div	30	349508	0.03	36	438926	0.04	110	1836728	0.16
	PED,PURI	92	1751243	0.15	78	11257920	0.97	162	3681129	0.32
Electrical Circle - II ,Bhubaneswar Total		265	4152066	0.36	269	13932812	1.20	530	10545266	0.91
Electrical Circle,Cuttack	AED,ATHAGADA	109	2042918	0.18	88	1901094	0.16	206	3868158	0.33
	CDD-1,CUTTACK	55	1325524	0.11	41	693636	0.06	121	2292818	0.20
	CDD-2,CUTTACK	89	1600856	0.14	58	1143087	0.10	223	4439167	0.38
	CED,CUTTACK	74	1310650	0.11	114	2026548	0.17	220	4707279	0.41
	SED , SALIPUR	95	1102434	0.10	84	1030886	0.09	215	2517010	0.22
Electrical Circle,Cuttack Total		422	7382382	0.64	385	6795251	0.59	985	17824432	1.54
Electrical Circle,Dhenkanal	Angul Division	124	1599805	0.14	68	826348	0.07	187	2535956	0.22
	DED,DHENKANAL	93	1312451	0.11	143	1872065	0.16	328	4973429	0.43
	TED ,TALCHER	106	1524536	0.13	67	1153320	0.10	217	3348223	0.29
Electrical Circle,Dhenkanal Total		323	4436792	0.38	278	3851733	0.33	732	10857608	0.94
Electrical Circle,Paradeep	JED,JAGATSINGPUR	104	1111431	0.10	89	894005	0.08	184	2339062	0.20
	KED1,KENDRAPARA	130	1558321	0.13	128	1469976	0.13	213	3037746	0.26
	KED2,MARSHAGHAI	55	913316	0.08	27	426182	0.04	105	1242283	0.11
	PDP,PARADEEP	146	1806389	0.16	103	1808873	0.16	231	4297427	0.37
Electrical Circle,Paradeep Total		435	5389457	0.46	347	4599036	0.40	733	10916518	0.94
Grand Total		1689	27306824	2.35	1504	38032476	3.28	3591	66928135	5.77

Circle	Division	Oct-22			Nov-22			Dec-22		
		Nos.	Amount Collected	Corresponding Mus(@5.8*/unit/2)	Nos.	Amount Collected	Corresponding Mus(@5.8*/unit/2)	Nos.	Amount Collected	Corresponding Mus(@5.8*/unit/2)
Electrical Circle - I ,Bhubaneswar	BCDD-1 ,BHUBANESWAR	1	600000	0.05	5	169135	0.01	4	153460	0.01
	BCDD-2 ,BHUBANESWAR	28	1056559	0.09	28	908559	0.08	90	4680858	0.40
	BED,BHUBANESWAR	29	1026808	0.09	45	1102497	0.10	97	2896771	0.25
	NED , NIMAPARA	23	445895	0.04	27	427899	0.04	306	7308343	0.63
Electrical Circle - I ,Bhubaneswar Total		81	3129262	0.27	105	2608090	0.22	497	15039432	1.30
Electrical Circle - II ,Bhubaneswar	BAED,BALUGAON	53	641130	0.06	92	1220976	0.11	187	2368438	0.20
	KHD , KHURDA	27	454184	0.04	31	445720	0.04	113	2097500	0.18
	NAYAGARH Div	12	107419	0.01	23	307079	0.03	57	1112841	0.10
	PED,PURI	13	273372	0.02	24	587360	0.05	132	2195007	0.19
Electrical Circle - II ,Bhubaneswar Total		105	1476105	0.13	170	2561135	0.22	489	7773786	0.67
Electrical Circle,Cuttack	AED,ATHAGADA	31	539894	0.05	59	1000503	0.09	266	3888443	0.34
	CDD-1,CUTTACK	25	203739	0.02	33	601194	0.05	70	1016820	0.09
	CDD-2,CUTTACK	15	219739	0.02	41	894351	0.08	167	2378351	0.21
	CED,CUTTACK	18	220950	0.02	73	1710506	0.15	269	4476606	0.39
	SED , SALIPUR	22	304145	0.03	43	369416	0.03	139	1669412	0.14
Electrical Circle,Cuttack Total		111	1488467	0.13	249	4575970	0.39	911	13429632	1.16
Electrical Circle,Dhenkanal	Angul Division	19	156417	0.01	151	1529198	0.13	267	3045903	0.26
	DED,DHENKANAL	19	249669	0.02	88	1947100	0.17	254	3821855	0.33
	TED ,TALCHER	28	353733	0.03	97	1482615	0.13	247	3557286	0.31
Electrical Circle,Dhenkanal Total		66	759819	0.07	336	4958913	0.43	768	10425044	0.90
Electrical Circle,Paradeep	JED,JAGATSINGPUR	43	281379	0.02	100	960724	0.08	170	2270305	0.20
	KED1,KENDRAPARA	20	351778	0.03	79	776833	0.07	172	2033308	0.18
	KED2,MARSHAGHAI				29	382949	0.03	82	932913	0.08
	PDP,PARADEEP	45	364096	0.03	43	645628	0.06	193	3916332	0.34
Electrical Circle,Paradeep Total		108	997253	0.09	251	2766134	0.24	617	9152858	0.79
Grand Total		471	7850906	0.68	1111	17470242	1.51	3282	55820752	4.81

Circle	Division	Jan-23			Feb-23			Mar-23			Total Nos.	Total Amount Collected	Corresponding Mus (@5.8*/unit/2)
		Nos.	Amount Collected	Corresponding Mus(@5.8*/unit/2)	Nos.	Amount Collected	Corresponding Mus(@5.8*/unit/2)	Nos.	Amount Collected	Corresponding Mus(@5.8*/unit/2)			
Electrical Circle - I ,Bhubaneswar	BCDD-1 ,BHUBANESWAR				1	29068	0.00	8	974745	0.08	41	2411038	0.21
	BCDD-2 ,BHUBANESWAR	18	847993	0.07	52	1791682	0.15	115	3987540	0.34	734	31989168	2.76
	BED,BHUBANESWAR	41	797718	0.07	107	2178120	0.19	136	3874373	0.33	909	26569586	2.29
	NED , NIMAPARA	49	921425	0.08	286	4795655	0.41	542	8927352	0.77	2028	39073961	3.37
Electrical Circle - I ,Bhubaneswar Total		108	2567136	0.22	446	8794525	0.76	801	17764010	1.53	3712	100043753	8.62
Electrical Circle - II ,Bhubaneswar	BAED,BALUGAON	72	729604	0.06	152	1851366	0.16	390	4321625	0.37	1448	19718317	1.70
	KHD , KHURDA	25	410000	0.04	43	616699	0.05	270	5372708	0.46	849	14962943	1.29
	NAYAGARH Div	17	131401	0.01	64	764643	0.07	212	2844032	0.25	640	8993270	0.78
	PED,PURI	32	767729	0.07	136	2352013	0.20	335	9502579	0.82	1219	36318469	3.13
Electrical Circle - II ,Bhubaneswar Total		146	2038734	0.18	395	5584721	0.48	1207	22040944	1.90	4156	79992999	6.90
Electrical Circle,Cuttack	AED,ATHAGADA	74	932280	0.08	120	1446580	0.12	521	6378928	0.55	1627	24633817	2.12
	CDD-1,CUTTACK	55	1046458	0.09	74	964409	0.08	86	1029044	0.09	648	10921899	0.94
	CDD-2,CUTTACK	38	940699	0.08	98	3887402	0.34	160	2424945	0.21	1019	20878245	1.80
	CED,CUTTACK	54	852834	0.07	243	4242965	0.37	558	9034666	0.78	1761	30636890	2.64
	SED , SALIPUR	42	428768	0.04	139	1263575	0.11	257	2189727	0.19	1170	12360398	1.07
Electrical Circle,Cuttack Total		263	4201039	0.36	674	11804931	1.02	1582	21057310	1.82	6225	99431249	8.57
Electrical Circle,Dhenkanal	Angul Division	64	739200	0.06	232	2305560	0.20	376	3812413	0.33	1696	20167216	1.74
	DED,DHENKANAL	57	924100	0.08	176	2222166	0.19	334	4466834	0.39	1745	25564256	2.20
	TED ,TALCHER	79	1231764	0.11	137	1738684	0.15	349	4907406	0.42	1503	22328365	1.92
Electrical Circle,Dhenkanal Total		200	2895064	0.25	545	6266410	0.54	1059	13186653	1.14	4944	68059837	5.87
Electrical Circle,Paradeep	JED,JAGATSINGPUR	126	1306557	0.11	150	1253991	0.11	272	2694734	0.23	1438	14756277	1.27
	KED1,KENDRAPARA	106	1114330	0.10	128	1279958	0.11	202	2098319	0.18	1449	17076965	1.47
	KED2,MARSHAGHAI	31	610485	0.05	58	465665	0.04	153	1890553	0.16	642	8161992	0.70
	PDP,PARADEEP	99	1359578	0.12	110	1725216	0.15	370	5110260	0.44	1558	24535745	2.12
Electrical Circle,Paradeep Total		362	4390950	0.38	446	4724830	0.41	997	11793866	1.02	5087	64530979	5.56
Grand Total		1079	16092923	1.39	2506	37175417	3.20	5646	85842783	7.40	24124	412058817	35.52

ANNEXURE – 10

(Signed Pro-forma)

General Information

1	**Name of the DISCOM**	TP CENTRAL ODISHA DISTRIBUTION LIMITED (TPCODL)		
2	**i) Year of Establishment**	1ST JUNE 2020		
	ii) Government/Public/Private	JOINT VENTURE		
3	**DISCOM's Contact details & Address**			
i	City/Town/Village	BHUBANESWAR		
ii	District	KHURDA		
iii	State	ODISHA	Pin	751022
iv	Telephone		Fax	
4	**Registered Office**			
i	Company's Chief Executive Name	MR. ARVIND SINGH		
ii	Designation	CHIEF EXECUTIVE OFFICER		
iii	Address	IDCO TOWERS, 2ND FLOOR, JANPATH		
iv	City/Town/Village	BHUBANESWAR	P.O.	BHOI NAGAR
v	District	KHURDA		
vi	State	ODISHA	Pin	751022
vii	Telephone	0674-2533726	Fax	
5	**Nodal Officer Details***			
i	Nodal Officer Name (Designated at DISCOM's)	MR. PRASHANT KUMAR SINGH		
ii	Designation	HEAD (ENERGY AUDIT)		
iii	Address	IDCO TOWERS, 2ND FLOOR, JANPATH		
iv	City/Town/Village	BHUBANESWAR	P.O.	751022
v	District	KHURDA		
vi	State	ODISHA	Pin	751022
vii	Telephone	8851994991	Fax	
6	**Energy Manager Details***			
i	Name	MR. SHANKARSHAN PANIGRAHI		
ii	Designation	D. M. (ELECTRICAL)	Whether EA or EM	EM
iii	EA/EM Registration No.	EA-27961		
iv	Telephone	7978384770	Fax	
v	Mobile		E-mail ID	shankarshan.panigrahi@tpcentralodisha.com
7	**Period of Information**			
	Year of (FY) information including Date and Month (Start & End)	1st Apr, 2022 to 31st March, 2023		

Performance Summary of Electricity Distribution Companies			
1	Period of Information Year of (FY) information including Date and Month (Start & End)	1st Apr, 2022 to 31st March, 2023	
2	**Technical Details**		
(a)	**Energy Input Details**		
(i)	Input Energy Purchase (From Generation Source)	Million kwh	9902.97
(ii)	Net input energy (at DISCOM Periphery after adjusting the transmission losses and energy traded)	Million kwh	9902.97
(iii)	Total Energy billed (is the Net energy billed, adjusted for energy traded))	Million kwh	7657.79
(b)	Transmission and Distribution (T&D) loss Details	Million kwh	2245.17
		%	22.67%
	Collection Efficiency	%	99.80%
(c)	Aggregate Technical & Commercial Loss	%	22.82%

I/We undertake that the information supplied in this Document and Pro-forma is accurate to the best of my knowledge and if any of the information supplied is found to be incorrect and such information result into loss to the Central Government or State Government or any of the authority under them or any other person affected, I/we undertake to indemnify such loss.

Authorised Signatory and Seal

Name of Authorised Signatory

Name of the DISCOM:

Full Address:-

Signature:-

Name of AEA*:

Registration Number:

G. Srinivasa Rao, MIE
Accredited Energy Auditor (BEE)
CEA-1574, AEA-0251

East Coast Sustainable Pvt. Ltd.

Seal

Central Odisha Distribution Limited Bhubaneswar

Form-Details of Input Infrastructure

1	Parameters	Total	Covered during in audit	Verified by Auditor in Sample Check	Remarks (Source of data)
i	Number of circles	5			
ii	Number of divisions	20			
iii	Number of sub-divisions	65			
iv	Number of feeders	1644			
v	Number of DTs	77549			
vi	Number of consumers	3075430			
2	**Parameters**	**66kV and above**	**33kV**	**11/22kV**	**LT**
a. i.	Number of conventional metered consumers	37	125	1177	3025080
ii	Number of consumers with 'smart' meters	0	23	381	38144
iii	Number of consumers with 'smart prepaid' meters	0	0	0	35409
iv	Number of consumers with 'AMR' meters	0	86	938	7005
v	Number of consumers with 'non-smart prepaid' meters	0	0	0	0
vi	Number of unmetered consumers	0	0	0	2434
vii	**Number of total consumers**	37	234	2496	3072663
b.i.	Number of conventionally metered Distribution Transformers			5240	
ii	Number of DTs with communicable meters			940	
iii	Number of unmetered DTs			72309	
iv	**Number of total Transformers**				
c.i.	Number of metered feeders		176	1151	
ii	Number of feeders with communicable meters		0		
iii	Number of unmetered feeders		57	260	
iv	**Number of total feeders**		233	1411	
d.	Line length (ct km)	93866.78			
e.	Length of Aerial Bunched Cables	32766.4			
f.	Length of Underground Cables	712			

3	Voltage level	Particulars	MU	Reference	Remarks (Source of data)
i	66kV and above	Long-Term Conventional	9,903	Includes input energy for franchisees	
		Medium Conventional			
		Short Term Conventional			
		Banking			
		Long-Term Renewable energy			
		Medium and Short-Term RE		Includes power from bilateral/ PX/ DEEP	
		Captive, open access input		Any power wheeled for any purchase other than sale to DISCOM. Does not include input for franchisee.	
		Sale of surplus power			

		Quantum of inter-state transmission loss		As confirmed by SLDC, RLDC etc	
		Power procured from inter-state sources	9,903	Based on data from Form 5	
		Power at state transmission boundary	9,903		
ii	33kV	Long-Term Conventional			
		Medium Conventional			
		Short Term Conventional			
		Banking			
		Long-Term Renewable energy			
		Medium and Short-Term RE			
		Captive, open access input			
		Sale of surplus power			
		Quantum of intra-state transmission loss	0		
		Power procured from intra-state sources	0		
iii		**Input in DISCOM wires network**	9,903		
iv	33 kV	Renewable Energy Procurement			
		Small capacity conventional/ biomass/ hydro plants Procurement			
		Captive, open access input			
v	11 kV	Renewable Energy Procurement			
		Small capacity conventional/ biomass/ hydro plants Procurement			
		Sales Migration Input			
vi	LT	Renewable Energy Procurement			
		Sales Migration Input			
vii		**Energy Embedded within DISCOM wires network**	0		
viii		**Total Energy Available/ Input**	9,903		
4	**Voltage level**	**Energy Sales Particulars**	**MU**	**Reference**	
i	LT Level	DISCOM' consumers	4,525	Include sales to consumers in franchisee areas, unmetered consumers	
		Demand from open access, captive		Non DISCOM's sales	
		Embedded generation used at LT level		Demand from embedded generation at LT level	
		Sale at LT level	4,525		
		Quantum of LT level losses	1,617		
		Energy Input at LT level	6,142		
ii	11 kV Level	DISCOM' consumers	750	Include sales to consumers in franchisee areas, unmetered consumers	
		Demand from open access, captive		Non DISCOM's sales	
		Embedded generation at 11 kV level used		Demand from embedded generation at 11kV level	
		Sales at 11 kV level	750		
		Quantum of Losses at 11 kV	348		
		Energy input at 11 kV level	1,098		
		DISCOM' consumers	826	Include sales to consumers in franchisee areas, unmetered consumers	
		Demand from open access, captive		Non DISCOM's sales	

iii	33 kV Level	Embedded generation at 33 kV or below level		This is DISCOM and OA demand met via energy generated at same voltage level	
		Sales at 33 kV level	826		
		Quantum of Losses at 33 kV	280		
		Energy input at 33kV Level	1,106		
iv	> 33 kV	DISCOM' consumers	1556.41	Include sales to consumers in franchisee areas, unmetered consumers	
		Demand from open access, captive		Non DISCOM's sales	
		Cross border sale of energy			
		Sale to other DISCOMs			
		Banking			
		Energy input at > 33kV Level	1556.41		
		Sales at 66kV and above (EHV)	1,556		
		Total Energy Requirement	**9,903**		
		Total Energy Sales	**7,658**		

Energy Accounting Summary

5	DISCOM	Input (in MU)	Sale (in MU)	Loss (in MU)	Loss %
i	LT	6,142	4,525	1617.297978	26.33161309
ii	11 Kv	1,098	750	348	4.81
iii	33 kv	1,106	826	280	3.35
iv	> 33 kv	1,556	1,556	0	0
6	**Open Access, Captive**	**Input (in MU)**	**Sale (in MU)**	**Loss (in MU)**	
i	LT				
ii	11 Kv				
iii	33 kv				
iv	> 33 kv	685.187471	685.187471		

Loss Estimation for DISCOM	
T&D loss	2,245
D loss	2,245
T&D loss (%)	0.226717389
D loss (%)	0.226717389

Details of Division Wise Losses (See note below**)

Division Wise Losses

Period From 1st Apr, 2022 to 31st March, 2023

S.No	Name of circle	Circle code	Name of Division	Consumer profile: Consumer category	No of connection metered (Nos)	No of connection Un-metered (Nos)	Total Number of connections (Nos)	% of number of connections	Connected Load metered (MW)	Connected Load Un-metered (MW)	Total Connected Load (MW)	% of connected load	Energy parameters: Input energy (MU)	Billed energy (MU): Metered energy	Billed energy (MU): Unmetered/assessment energy	Billed energy (MU): Total energy	% of energy consumption	Losses: T&D loss (MU)	Losses: T&D loss (%)	Commercial Parameter: Billed Amount in Rs. Crore	Commercial Parameter: Collected Amount in Rs. Crore	Commercial Parameter: Collection Efficiency	AT & C loss (%)
1	Electrical Circle - I , Bhubaneswar	1000	BCDD-01 , BHUBANESWAR	Residential	49286	0	49286	77%	144.90568	0	144.90568	50%	381.1217	155.2494	0	155.2493888	42%	15.01876	4%	81.175319	81.175319	100.00%	
				Agricultural	1	0	1	0%	0.001	0	0.001	0%		0	0	0	0%			0	0	0.00%	
				Commercial/Industrial-LT	13353	1	13354	21%	65.018304	0.000006	65.01831	23%		78.27698	0.003528	78.28050562	21%			58.5596537	58.5596537	100.00%	
				Commercial/Industrial-HT	322	0	322	1%	65.56254	0	65.56254	23%		106.6167	0	106.6167249	29%			81.1277098	81.1277098	100.00%	
				Others	787	0	787	1%	12.6132	0	12.6132	4%		25.95633	0	25.95633326	7%			18.3429617	18.3429617	100.00%	
Sub-total					**63749**	**1**	**63750**	**100%**	**288.10072**	**0.000006**	**288.10073**	**100%**	**381.1217**	**366.0994**	**0.003528**	**366.1029526**	**100%**	**15.01876**	**4%**	**239.205644**	**239.205644**	**100.00%**	**4%**
2	Electrical Circle - I , Bhubaneswar	1000	BCDD-02 , BHUBANESWAR	Residential	175913	3	175916	88%	524.92147	0.0000015	524.92147	66%	1038.451	439.1168	0.000881	439.117697	44%	50.09003	5%	223.341358	223.341358	100.00%	
				Agricultural	143	0	143	0%	5.57747	0	5.57747	1%		18.06486	0	18.06485875	2%			8.71231	8.71231	100.00%	
				Commercial/Industrial-LT	22853	1	22854	11%	93.853682	0.000018	93.8537	12%		124.8158	0.026836	124.8426298	13%			92.3965293	92.3965293	100.00%	
				Commercial/Industrial-HT	549	0	549	0%	140.30594	0	140.30594	18%		326.8038	0	326.8037727	33%			230.471023	230.471023	100.00%	
				Others	959	2	961	0%	31.299035	0.0000055	31.29904	4%		79.53241	0	79.53240642	8%			58.3510913	58.3510913	100.00%	
Sub-total					**200417**	**6**	**200423**	**100%**	**795.9576**	**0.000025**	**795.95762**	**100%**	**1038.451**	**988.3336**	**0.027717**	**988.3613646**	**100%**	**50.09003**	**5%**	**613.272312**	**613.272312**	**100.00%**	**5%**
3	Electrical Circle - I , Bhubaneswar	1000	BED , BHUBANESWAR	Residential	131132	12	131144	87%	400.59346	0.0000125	400.59347	73%	714.9624	358.5616	0.014824	358.5763842	58%	96.75335	14%	186.427636	186.427636	100.00%	
				Agricultural	398	0	398	0%	2.41917	0	2.41917	0%		3.544653	0	3.544652693	1%			1.60611701	1.60611701	100.00%	
				Commercial/Industrial-LT	18981	7	18988	13%	79.297602	0.000028	79.29763	14%		103.9475	0.035577	103.983059	17%			76.6904677	76.6904677	100.00%	
				Commercial/Industrial-HT	285	0	285	0%	53.01174	0	53.01174	10%		114.9553	0	114.9552592	19%			85.726802	85.726802	100.00%	
				Others	664	5	669	0%	16.357119	0.000031	16.35715	3%		37.01445	0.135278	37.14972513	6%			27.0822003	27.0822003	100.00%	
Sub-total					**151460**	**24**	**151484**	**100%**	**551.67909**	**0.0000715**	**551.67916**	**100%**	**714.9624**	**618.0234**	**0.185679**	**618.2090802**	**100%**	**96.75335**	**14%**	**377.533223**	**377.533223**	**100.00%**	**14%**
4	Electrical Circle - I , Bhubaneswar	1000	NED , NIMAPARA	Residential	182327	356	182683	90%	211.27124	0.0003585	211.2716	73%	452.3383	146.0531	0.366657	146.4197298	64%	223.164	49%	64.0484948	64.0484948	100.00%	
				Agricultural	5679	77	5756	3%	21.43565	0.00025	21.4359	7%		12.50534	0.210391	12.71573137	6%			2.58387548	2.58387548	100.00%	
				Commercial/Industrial-LT	13533	8	13541	7%	37.313273	0.0000075	37.31328	13%		36.25765	0.01561	36.2732555	16%			26.803823	26.803823	100.00%	
				Commercial/Industrial-HT	114	1	115	0%	8.613684	0.000016	8.6137	3%		16.04576	0.030622	16.07637768	7%			11.8671196	11.8671196	100.00%	
				Others	1499	18	1517	1%	9.2124615	0.0000385	9.2125	3%		17.54504	0.14409	17.68912739	8%			13.7215866	13.7215866	100.00%	
Sub-total					**203152**	**460**	**203612**	**100%**	**287.84631**	**0.0006705**	**287.84698**	**100%**	**452.3383**	**228.4069**	**0.76737**	**229.1742217**	**100%**	**223.164**	**49%**	**119.0249**	**119.0249**	**100.00%**	**49%**
5	Electrical Circle - II , Bhubaneswar	2000	KED , KHURDA	Residential	182145	17	182162	91%	213.97606	0.000018	213.97608	51%	819.0922	174.4505	0.015498	174.4660273	28%	189.0845	23%	74.5000674	74.5000674	100.00%	
				Agricultural	2036	10	2046	1%	15.075292	0.0000285	15.07532	4%		23.918	0.015855	23.93385054	4%			9.58047303	9.58047303	100.00%	
				Commercial/Industrial-LT	13863	4	13867	7%	47.940797	0.000043	47.94084	11%		47.07329	0.029258	47.10254361	7%			32.7207849	32.7207849	100.00%	
				Commercial/Industrial-HT	559	0	559	0%	104.59002	0	104.59002	25%		259.6534	0	259.6533637	41%			174.460539	174.460539	100.00%	
				Others	1888	2	1890	1%	38.438908	0.000002	38.43891	9%		124.8517	0.000281	124.851938	20%			86.1197126	86.1197126	100.00%	
Sub-total					**200491**	**33**	**200524**	**100%**	**420.02108**	**0.0000915**	**420.02117**	**100%**	**819.0922**	**629.9468**	**0.060892**	**630.0077231**	**100%**	**189.0845**	**23%**	**377.381577**	**377.381577**	**100.00%**	**23%**
6	Electrical Circle - II , Bhubaneswar	2000	NED, NAYAGARH	Residential	203527	51	203578	93%	198.90365	0.000049	198.9037	77%	261.639	130.3459	0.02728	130.3731728	69%	72.81563	28%	55.5264262	55.5264262	100.00%	
				Agricultural	2358	54	2412	1%	9.9990653	0.00021466	9.99928	4%		4.317472	0.139288	4.456759697	2%			0.581105	0.581105	100.00%	
				Commercial/Industrial-LT	11019	3	11022	5%	34.708498	0.0000025	34.7085	13%		30.03565	0.004939	30.04059317	16%			21.9331688	21.9331688	100.00%	
				Commercial/Industrial-HT	86	0	86	0%	7.35432	0	7.35432	3%		9.838013	0	9.83801311	5%			8.1506643	8.1506643	100.00%	
				Others	2121	1	2122	1%	8.6402795	0.0000005	8.64028	3%		14.11337	0.001461	14.11483464	7%			10.4355288	10.4355288	100.00%	
Sub-total					**219111**	**109**	**219220**	**100%**	**259.60581**	**0.00026666**	**259.60608**	**100%**	**261.639**	**188.6504**	**0.172968**	**188.8233735**	**100%**	**72.81563**	**28%**	**96.6268931**	**96.6268931**	**100.00%**	**28%**
7	Electrical Circle - II , Bhubaneswar	2000	BED, BALUGAON	Residential	110929	50	110979	92%	114.5921	0.00005	114.59215	70%	240.3468	92.61365	0.062488	92.67613485	52%	63.17489	26%	39.6291479	39.6291479	100.00%	
				Agricultural	814	16	830	1%	7.3267719	0.0000681	7.32684	4%		11.12524	0.044502	11.16974341	6%			4.39215527	4.39215527	100.00%	
				Commercial/Industrial-LT	6851	3	6854	6%	18.164398	0.0000025	18.1644	11%		19.42543	0.004333	19.42976445	11%			14.091992	14.091992	100.00%	
				Commercial/Industrial-HT	82	0	82	0%	8.9372	0	8.9372	5%		15.90118	0	15.90118208	9%			11.9172839	11.9172839	100.00%	
				Others	1353	28	1381	1%	15.474881	0.0001095	15.47499	9%		37.55543	0.439646	37.9950788	21%			26.6804768	26.6804768	100.00%	
Sub-total					**120029**	**97**	**120126**	**100%**	**164.49535**	**0.0002301**	**164.49558**	**100%**	**240.3468**	**176.6209**	**0.550969**	**177.1719036**	**100%**	**63.17489**	**26%**	**96.7110559**	**96.7110559**	**100.00%**	**26%**
8	Electrical Circle - II , Bhubaneswar	2000	PED,PURI	Residential	185000	204	185204	89%	221.41167	0.000227	221.4119	65%	511.5241	158.3889	0.24034	158.6292844	50%	194.024	38%	71.8043892	71.8043892	100.00%	
				Agricultural	1793	10	1803	1%	10.299016	0.00004439	10.29906	3%		6.097436	0.053735	6.151171299	2%			1.15863978	1.15863978	100.00%	
				Commercial/Industrial-LT	17882	12	17894	9%	62.300843	0.0000175	62.30086	18%		68.65307	0.047403	68.70047598	22%			50.9394497	50.9394497	100.00%	
				Commercial/Industrial-HT	274	0	274	0%	24.6925	0	24.6925	7%		42.28412	0	42.28412368	13%			32.1861628	32.1861628	100.00%	
				Others	2230	15	2245	1%	21.677365	0.0007055	21.67807	6%		38.92078	2.81425	41.73502669	13%			30.765488	30.765488	100.00%	
Sub-total					**207179**	**241**	**207420**	**100%**	**340.3814**	**0.00099439**	**340.38239**	**100%**	**511.5241**	**314.3444**	**3.155728**	**317.500082**	**100%**	**194.024**	**38%**	**186.854129**	**186.854129**	**100.00%**	**38%**
9	Electrical Circle, Cuttack	3000	CDD-01, CUTTACK	Residential	72641	0	72641	86%	197.9852	0	197.9852	66%	421.2602	219.0781	0	219.0781095	58%	43.47041	10%	113.863107	113.863107	100.00%	
				Agricultural	1	0	1	0%	0.006	0	0.006	0%		0.001832	0	0.001832	0%			0.000347	0.000347	100.00%	
				Commercial/Industrial-LT	11041	0	11041	13%	47.34824	0	47.34824	16%		55.99645	0	55.99644562	15%			41.552607	41.552607	100.00%	
				Commercial/Industrial-HT	160	0	160	0%	29.26736	0	29.26736	10%		51.99303	0	51.99303265	14%			40.1112721	40.1112721	100.00%	
				Others	818	0	818	1%	26.19009	0	26.19009	9%		50.72038	0	50.72037921	13%			37.4904628	37.4904628	100.00%	
Sub-total					**84661**	**0**	**84661**	**100%**	**300.79689**	**0**	**300.79689**	**100%**	**421.2602**	**377.7898**	**0**	**377.789799**	**100%**	**43.47041**	**10%**	**233.017796**	**233.017796**	**100.00%**	**10%**
10	Electrical Circle, Cuttack	3000	CDD-02, CUTTACK	Residential	71584	0	71584	85%	139.74478	0	139.74478	52%	451.8582	162.7492	0	162.7492356	41%	55.09863	12%	82.0253513	82.0253513	100.00%	
				Agricultural	536	0	536	1%	2.51354	0	2.51354	1%		2.601023	0	2.601023323	1%			0.47739047	0.47739047	100.00%	
				Commercial/Industrial-LT	11124	0	11124	13%	55.02183	0	55.02183	21%		63.46221	0	63.46220738	16%			44.6061561	44.6061561	100.00%	
				Commercial/Industrial-HT	267	0	267	0%	37.8228	0	37.8228	14%		80.85368	0	80.853678	20%			58.0870789	58.0870789	100.00%	
				Others	922	0	922	1%	32.4518	0	32.4518	12%		87.09346	0	87.09345736	22%			60.6155314	60.6155314	100.00%	
Sub-total					**84433**	**0**	**84433**	**100%**	**267.55475**	**0**	**267.55475**	**100%**	**451.8582**	**396.7596**	**0**	**396.7596017**	**100%**	**55.09863**	**12%**	**245.811508**	**245.811508**	**100.00%**	**12%**
11	Electrical Circle, Cuttack	3000	CED, CUTTACK	Residential	156763	25	156788	91%	196.84078	0.000022	196.8408	60%	576.6828	137.0323	0.038322	137.0705739	40%	232.4868	40%	62.3175956	62.3175956	100.00%	
				Agricultural	2615	30	2645	2%	12.357748	0.000152	12.3579	4%		14.33439	0.16009	14.49448158	4%			3.35095158	3.35095158	100.00%	
				Commercial/Industrial-LT	11810	1	11811	7%	42.237549	0.0000015	42.23755	13%		41.07876	0.002704	41.08146474	12%			30.0983324	30.0983324	100.00%	
				Commercial/Industrial-HT	264	0	264	0%	47.21549	0	47.21549	14%		113.4744	0	113.4744073	33%			79.2110511	79.2110511	100.00%	
				Others	1525	0	1525	1%	28.67719	0	28.67719	9%		38.07514	0	38.07514497	11%			29.6999328	29.6999328	100.00%	
Sub-total					**172977**	**56**	**173033**	**100%**	**327.32875**	**0.0001755**	**327.32893**	**100%**	**576.6828**	**343.995**	**0.201116**	**344.1960725**	**100%**	**232.4868**	**40%**	**204.677863**	**204.677863**	**100.00%**	**40%**

12	Electrical Circle, Cuttack	3000	AED, ATHAGADA	Residential	123912	286	124198	93%	136.93899	0.000207	136.9392	54%	360.6744	86.58506	0.328298	86.91336294	43%	156.7371	43%	37.7888527	37.7888527	100.00%	
				Agricultural	1170	4	1174	1%	6.332868	0.000032	6.3329	2%		3.982297	0.021053	4.003350228	2%			0.61164914	0.61164914	100.00%	
				Commercial/Industrial-LT	5980	5	5985	5%	19.575394	0.000006	19.5754	8%		17.42846	0.008823	17.43728481	9%			12.8509091	12.8509091	100.00%	
				Commercial/Industrial-HT	103	0	103	0%	31.58785	0	31.58785	12%		39.83727	0	39.83726702	20%			28.4584329	28.4584329	100.00%	
				Others	1375	10	1385	1%	60.759325	0.000015	60.75934	24%		55.59868	0.147417	55.74610188	27%			42.741234	42.741234	100.00%	
Sub-total					**132540**	**305**	**132845**	**100%**	**255.19443**	**0.00026**	**255.19469**	**100%**	**360.6744**	**203.4318**	**0.505591**	**203.9373669**	**100%**	**156.7371**	**43%**	**122.451078**	**122.451078**	**100.00%**	**43%**
13	Electrical Circle, Cuttack	3000	SED, SALIPUR	Residential	111454	0	111454	92%	136.18589	0	136.18589	81%	230.4307	92.33229	0	92.33229003	75%	107.3873	47%	40.9268945	40.9268945	100.00%	
				Agricultural	869	0	869	1%	3.5972	0	3.5972	2%		2.871764	0	2.871763904	2%			0.59449154	0.59449154	100.00%	
				Commercial/Industrial-LT	7804	0	7804	6%	19.68952	0	19.68952	12%		18.32533	0	18.32532805	15%			13.440978	13.440978	100.00%	
				Commercial/Industrial-HT	62	0	62	0%	3.20116	0	3.20116	2%		4.84632	0	4.84632036	4%			3.81100473	3.81100473	100.00%	
				Others	1156	0	1156	1%	5.0038	0	5.0038	3%		4.667628	0	4.66762807	4%			3.65985976	3.65985976	100.00%	
Sub-total					**121345**	**0**	**121345**	**100%**	**167.67757**	**0**	**167.67757**	**100%**	**230.4307**	**123.0433**	**0**	**123.0433304**	**100%**	**107.3873**	**47%**	**62.4332285**	**62.4332285**	**100.00%**	**47%**
14	Electrical Circle, Dhenkanal	4000	DED, DHENKANAL	Residential	190665	588	191253	92%	203.81281	0.0006015	203.81341	58%	618.5618	165.4612	1.626511	167.0876683	40%	198.5174	32%	74.0113039	74.0113039	100.00%	
				Agricultural	3702	7	3709	2%	19.034461	0.000029	19.03449	5%		10.5174	0.04212	10.55951587	3%			1.5713496	1.5713496	100.00%	
				Commercial/Industrial-LT	10282	6	10288	5%	38.111713	0.0000075	38.11172	11%		38.6041	0.014632	38.61873043	9%			28.3610613	28.3610613	100.00%	
				Commercial/Industrial-HT	382	0	382	0%	51.4618	0	51.4618	15%		106.7397	0	106.7397383	25%			77.4471764	77.4471764	100.00%	
				Others	3340	12	3352	2%	38.548266	0.0000345	38.5483	11%		96.83462	0.204122	97.03874436	23%			65.9899193	65.9899193	100.00%	
Sub-total					**208371**	**613**	**208984**	**100%**	**350.96905**	**0.0006725**	**350.96972**	**100%**	**618.5618**	**418.157**	**1.887385**	**420.0443972**	**100%**	**198.5174**	**32%**	**247.380811**	**247.380811**	**100.00%**	**32%**
15	Electrical Circle, Dhenkanal	4000	AED, ANGUL	Residential	159376	53	159429	91%	168.12606	0.0000445	168.1261	50%	435.5815	128.3946	0.076446	128.4710479	40%	111.2657	26%	57.9138626	57.9138626	100.00%	
				Agricultural	3660	86	3746	2%	14.850267	0.0002335	14.8505	4%		5.538738	0.221174	5.75991245	2%			0.92159304	0.92159304	100.00%	
				Commercial/Industrial-LT	10621	2	10623	6%	29.875788	0.0000325	29.87582	9%		40.56552	0.009486	40.57500119	13%			29.8856324	29.8856324	100.00%	
				Commercial/Industrial-HT	173	0	173	0%	21.37985	0	21.37985	6%		27.8331	0	27.83310003	9%			20.8115805	20.8115805	100.00%	
				Others	1891	22	1913	1%	101.44104	0.000307	101.44135	30%		120.3485	1.328346	121.6768179	38%			146.502238	146.502238	100.00%	
Sub-total					**175721**	**163**	**175884**	**100%**	**335.673**	**0.0006175**	**335.67362**	**100%**	**435.5815**	**322.6804**	**1.635452**	**324.3158794**	**100%**	**111.2657**	**26%**	**256.034906**	**256.034906**	**100.00%**	**26%**
16	Electrical Circle, Dhenkanal	4000	TED , TALCHER	Residential	148516	126	148642	93%	163.18539	0.0001285	163.18552	35%	1028.89	140.604	0.118757	140.7228044	16%	161.2524	16%	64.6779977	64.6779977	100.00%	
				Agricultural	1809	38	1847	1%	5.7880295	0.0001205	5.78815	1%		1.812619	0.081961	1.894579745	0%			0.11744631	0.11744631	100.00%	
				Commercial/Industrial-LT	8184	6	8190	5%	29.626301	0.000019	29.62632	6%		33.09904	0.037164	33.13620516	4%			24.2941301	24.2941301	100.00%	
				Commercial/Industrial-HT	107	0	107	0%	22.47717	0	22.47717	5%		28.74365	0	28.74364922	3%			22.826249	22.826249	100.00%	
				Others	1694	36	1730	1%	240.66762	0.000355	240.66797	52%		661.6545	1.486258	663.1407132	76%			455.085161	453.996218	99.76%	
Sub-total					**160310**	**206**	**160516**	**100%**	**461.74451**	**0.000623**	**461.74513**	**100%**	**1028.89**	**865.9138**	**1.72414**	**867.6379516**	**100%**	**161.2524**	**16%**	**567.000984**	**565.912041**	**99.81%**	**16%**
17	Electrical Circle, Paradeep	5000	PED, PARADEEP	Residential	108688	0	108688	93%	121.73934	0	121.73934	44%	678.2828	95.45872	0	95.45872341	16%	86.08344	13%	42.7484333	42.7484333	100.00%	
				Agricultural	327	1	328	0%	9.145882	0.000008	9.14589	3%		12.90442	0.00288	12.90730367	2%			4.28900187	4.28900187	100.00%	
				Commercial/Industrial-LT	6283	1	6284	5%	17.354199	0.000001	17.3542	6%		21.21668	0.002022	21.21870547	4%			15.6482266	15.6482266	100.00%	
				Commercial/Industrial-HT	81	0	81	0%	10.8567	0	10.8567	4%		19.94758	0	19.94757705	3%			15.010042	15.010042	100.00%	
				Others	1248	49	1297	1%	119.05265	0.0000495	119.0527	43%		442.6279	0.039164	442.6670591	75%			293.084472	287.650106	98.15%	
Sub-total					**116627**	**51**	**116678**	**100%**	**278.14877**	**0.0000585**	**278.14883**	**100%**	**678.2828**	**592.1553**	**0.044066**	**592.1993687**	**100%**	**86.08344**	**13%**	**370.780176**	**365.34581**	**98.53%**	**14%**
18	Electrical Circle, Paradeep	5000	KED-01, KENDRAPARA	Residential	196056	52	196108	93%	206.46244	0.000057	206.4625	74%	352.5908	166.3278	0.045176	166.3730024	62%	82.92941	24%	71.5837725	71.5837725	100.00%	
				Agricultural	1802	1	1803	1%	13.405429	0.000001	13.40543	5%		7.130279	0.00108	7.131358799	3%			1.44655125	1.44655125	100.00%	
				Commercial/Industrial-LT	11423	7	11430	5%	31.673691	0.000009	31.6737	11%		35.13169	0.016135	35.14782347	13%			24.3448196	24.3448196	100.00%	
				Commercial/Industrial-HT	121	0	121	0%	9.39066	0	9.39066	3%		12.59034	0	12.59034122	5%			10.4608415	10.4608415	100.00%	
				Others	2474	0	2474	1%	17.08157	0	17.08157	6%		48.41883	0	48.41882808	18%			33.3465919	30.674039	91.99%	
Sub-total					**211876**	**60**	**211936**	**100%**	**278.01379**	**0.000067**	**278.01386**	**100%**	**352.5908**	**269.599**	**0.062391**	**269.6613539**	**100%**	**82.92941**	**24%**	**141.182577**	**138.510024**	**98.11%**	**25%**
19	Electrical Circle, Paradeep	5000	KED-02, MARSHAGHAI	Residential	91908	3	91911	94%	93.608377	0.000003	93.60838	82%	122.4463	61.29482	0.001868	61.29669072	77%	42.96331	35%	25.4628485	25.4628485	100.00%	
				Agricultural	672	0	672	1%	3.75569	0	3.75569	3%		0.902614	0	0.90261444	1%			0.18083347	0.18083347	100.00%	
				Commercial/Industrial-LT	4527	0	4527	5%	12.0119	0	12.0119	11%		11.38465	0	11.38465488	14%			8.37044773	8.37044773	100.00%	
				Commercial/Industrial-HT	21	0	21	0%	1.8602	0	1.8602	2%		1.582349	0	1.58234947	2%			1.36597998	1.36597998	100.00%	
				Others	894	0	894	1%	2.38755	0	2.38755	2%		4.316654	0	4.31665409	5%			3.32499431	3.32499431	100.00%	
Sub-total					**98022**	**3**	**98025**	**100%**	**113.62372**	**0.000003**	**113.62372**	**100%**	**122.4463**	**79.4811**	**0.001868**	**79.4829636**	**100%**	**42.96331**	**35%**	**38.7051039**	**38.7051039**	**100.00%**	**35%**
20	Electrical Circle, Paradeep	5000	JED, JAGATSINGPUR	Residential	130443	5	130448	93%	130.13495	0.000005	130.13495	80%	206.231	111.6437	0.005754	111.6494235	78%	62.8577	30%	48.1453798	48.1453798	100.00%	
				Agricultural	1495	0	1495	1%	5.5999	0	5.5999	3%		3.576654	0	3.576654059	2%			0.78585923	0.78585923	100.00%	
				Commercial/Industrial-LT	6834	1	6835	5%	19.430296	0.000004	19.4303	12%		20.76436	0.000523	20.76488016	14%			15.2187958	15.2187958	100.00%	
				Commercial/Industrial-HT	44	0	44	0%	2.2452	0	2.2452	1%		2.135101	0	2.13510062	1%			1.92287311	1.92287311	100.00%	
				Others	1709	0	1709	1%	5.5503	0	5.5503	3%		5.247252	0	5.247252344	4%			4.3405878	4.3405878	100.00%	
Sub-total					**140525**	**6**	**140531**	**100%**	**162.96064**	**0.000009**	**162.96065**	**100%**	**206.231**	**143.367**	**0.006277**	**143.3733106**	**100%**	**62.8577**	**30%**	**70.4134958**	**70.4134958**	**100.00%**	**30%**
21				Residential	0	0	0	#DIV/0!	0	0	0	#DIV/0!	0	0	0	0	#DIV/0!	0	0%	0	0	0.00%	
				Agricultural	0	0	0	#DIV/0!	0	0	0	#DIV/0!		0	0	0	#DIV/0!			0	0	0.00%	
				Commercial/Industrial-LT	0	0	0	#DIV/0!	0	0	0	#DIV/0!		0	0	0	#DIV/0!			0	0	0.00%	
				Commercial/Industrial-HT	0	0	0	#DIV/0!	0	0	0	#DIV/0!		0	0	0	#DIV/0!			0	0	0.00%	
				Others	0	0	0	#DIV/0!	0	0	0	#DIV/0!		0	0	0	#DIV/0!			0	0	0.00%	
Sub-total					**0**	**0**	**0**	**100%**	**0**	**0**	**0**	**100%**	**0**	**0**	**0**	**0**	**100%**	**0**	**0%**	**0**	**0**	**0.00%**	**100%**
22				Residential	0	0	0	#DIV/0!	0	0	0	#DIV/0!	0	0	0	0	#DIV/0!	0	0%	0	0	0.00%	
				Agricultural	0	0	0	#DIV/0!	0	0	0	#DIV/0!		0	0	0	#DIV/0!			0	0	0.00%	
				Commercial/Industrial-LT	0	0	0	#DIV/0!	0	0	0	#DIV/0!		0	0	0	#DIV/0!			0	0	0.00%	
				Commercial/Industrial-HT	0	0	0	#DIV/0!	0	0	0	#DIV/0!		0	0	0	#DIV/0!			0	0	0.00%	
				Others	0	0	0	#DIV/0!	0	0	0	#DIV/0!		0	0	0	#DIV/0!			0	0	0.00%	
Sub-total					**0**	**0**	**0**	**100%**	**0**	**0**	**0**	**100%**	**0**	**0**	**0**	**0**	**100%**	**0**	**0%**	**0**	**0**	**0.00%**	**100%**
23				Residential	0	0	0	#DIV/0!	0	0	0	#DIV/0!	0	0	0	0	#DIV/0!	0	0%	0	0	0.00%	
				Agricultural	0	0	0	#DIV/0!	0	0	0	#DIV/0!		0	0	0	#DIV/0!			0	0	0.00%	
				Commercial/Industrial-LT	0	0	0	#DIV/0!	0	0	0	#DIV/0!		0	0	0	#DIV/0!			0	0	0.00%	
				Commercial/Industrial-HT	0	0	0	#DIV/0!	0	0	0	#DIV/0!		0	0	0	#DIV/0!			0	0	0.00%	
				Others	0	0	0	#DIV/0!	0	0	0	#DIV/0!		0	0	0	#DIV/0!			0	0	0.00%	
Sub-total					**0**	**0**	**0**	**100%**	**0**	**0**	**0**	**100%**	**0**	**0**	**0**	**0**	**100%**	**0**	**0%**	**0**	**0**	**0.00%**	**100%**
24				Residential	0	0	0	#DIV/0!	0	0	0	#DIV/0!	0	0	0	0	#DIV/0!	0	0%	0	0	0.00%	
				Agricultural	0	0	0	#DIV/0!	0	0	0	#DIV/0!		0	0	0	#DIV/0!			0	0	0.00%	
				Commercial/Industrial-LT	0	0	0	#DIV/0!	0	0	0	#DIV/0!		0	0	0	#DIV/0!			0	0	0.00%	
				Commercial/Industrial-HT	0	0	0	#DIV/0!	0	0	0	#DIV/0!		0	0	0	#DIV/0!			0	0	0.00%	

7	Total		Residential	2782265	1831	2784096	91%	3925.3403	0.001785	3925.34212	61%	9902.967	3221.742	2.9691	3224.710752	42%	2245.175	23%	1517.91824	1517.91824	100.00%	
			Agricultural	31980	334	32214	1%	168.52045	0.00118165	168.52163	3%		145.747	0.994129	146.7411578	2%			42.9621401	42.9621401	100.00%	
			Commercial/Industrial-LT	224248	68	224316	7%	800.55381	0.0002055	800.55402	12%		905.5426	0.258973	905.8015585	12%			662.807965	662.807965	100.00%	
			Commercial/Industrial-HT	4056	1	4057	0%	681.83418	0.000016	681.8342	11%		1382.675	0.030622	1382.705378	18%			995.430887	995.430887	100.00%	
			Others	30547	200	30747	1%	831.52445	0.0016535	831.5261	13%		1991.093	6.740313	1997.833251	26%			1447.38003	1438.18417	99.36%	
7	At company level			3072996	2434	3075430	100%	6407.7732	0.00484165	6407.77807	100%	9902.967	7646.799	10.993137	7657.792097	100%	2245.175	23%	4666.49926	4657.3034	99.80%	23%

** Note - It shall be mandatory to record the energy supplied separately for each category of consumers which is being provided a separate rate of subsidy in the tariff, by the state government, so that the subsidy due for the electricity distribution company is quarterly calculated by multiplying the energy supplied to each of such category of consumers by the applicable rate of subsidy notified by the state government.

Color code	Parameter
	Please enter name of circle
	Please enter circle code
0	Please enter numeric value or 0
	Formula protected

I/We undertake that the information supplied in this Document and Pro-forma is accurate to the best of my knowledge and if any of the information supplied is found to be incorrect and such information result into loss to the Central Government or State Government or any of the authority under them or any other person affected, I/we undertake to indemnify such loss.

Authorised Signatory and Seal

Name of Authorised Signatory:

Name of the DISCOM:
Full Address:-

Seal

Central Odisha Distribution Limited
Bhubaneswar
TP

Signature:-
Name of Energy Manager:
Registration Number:

SHANKARSHAN PANIGRAHI
Certified Energy Manager
Regd. No : EA-27961, TPCODL

Form-Input energy(Details of Input energy & Infrastructure)

A. Summary of energy input & Infrastructure

S.No	Parameters	Period From....To....	Remarks (Source of data)
A.1	Input Energy purchased (MU)	9902.97	
A.2	Transmission loss (%)	0%	
A.3	Transmission loss (MU)	0	
A.4	Energy sold outside the periphery(MU)	3.09902	
A.5	Open access sale (MU)	685.187471	
A.6	EHT sale	1556.41	
A.7	Net input energy (received at DISCOM periphery or at distribution point)-(MU)	9902.97	
A.8	Is 100% metering available at 66/33 kV (Select yes or no from list)	No	
A.9	Is 100% metering available at 11 kV (Select yes or no from list)	No	
A.10	% of metering available at DT	7%	
A.11	% of metering available at consumer end	100%	
A.12	No of feeders at 66kV voltage level	0	
A.13	No of feeders at 33kV voltage level	233	
A.14	No of feeders at 11kV voltage level	1411	
A.15	No of LT feeders level	0	
A.16	Line length (ckt. km) at 66kV voltage level	0	
A.17	Line length (ckt. km) at 33kV voltage level	4081.88	
A.18	Line length (ckt. km) at 11kV voltage level	39350.01	
A.19	Line length (km) at LT level	50434.89	
A.20	Length of Aerial Bunched Cables	32766.13	
A.21	Length of Underground Cables	712.34	
A.22	HT/LT ratio	0.86	

B. Meter reading of Input energy at injection points

S.No	Zone	Circle	Voltge Level (KVA)	Division (KVA)	Sub-Division (KVA)	Feeder ID	Feeder Name	Feeder Metering Status (Metered/ unmetered/ AMI/AMR)	Status of Meter (Functional/Non-functional)	Metering Date	Feeder Type (Agri/ Industrial/Mixed)	Status of Communication			Period from...to...				Sales	Remarks (Source of data)	
										Date of last actual meter reading/ communication		% data received through automatically if feeder AMR/AMI	Number of hours when meter was unable to communicate in period	Total Number of hours in the period	Meter S.No	CT/PT ratio	Import (MU)	Export (MU)			
B.1	APEX POINTS	ANGUL	0.4 kV			17030STN02	PGCIL STN.TERTIAI	METERED	FUNCTIONAL	01.04.2023	MIXED	NA	NA	NA	NP5942-A	1	0.725157				
B.2	APEX POINTS	ANGUL	33 kV			17030AP03	TRF-3	METERED	FUNCTIONAL	01.04.2023	MIXED	NA	NA	NA	OPT00473	1	48.472717				
B.3	APEX POINTS	ANGUL	132 kV			17030701	MCL FDR-1	METERED	FUNCTIONAL	01.04.2023	MIXED	NA	NA	NA	OPT00706	1	95.35522				
B.4	APEX POINTS	ANGUL	33 kV			17030AP03	TRF-3	METERED	FUNCTIONAL	01.04.2023	MIXED	NA	NA	NA	OPT00933	1	3.129652				
B.5	APEX POINTS	ANGUL	132 kV			17030702	MCL FDR-2	METERED	FUNCTIONAL	01.04.2023	MIXED	NA	NA	NA	OPT01859	1	84.31063				
B.6	APEX POINTS	ANGUL	33 kV			17030AP01	TRF-1	METERED	FUNCTIONAL	01.04.2023	MIXED	NA	NA	NA	OPT02219	1	81.787798				
B.7	APEX POINTS	ANGUL	33 kV			17030AP02	TRF-2	METERED	FUNCTIONAL	01.04.2023	MIXED	NA	NA	NA	OPT02220	1	78.633985				
B.8	APEX POINTS	ANGUL	132 kV			17030701	MCL FDR-1	METERED	FUNCTIONAL	01.04.2023	MIXED	NA	NA	NA	OPT02223	1	6.825227				
B.9	APEX POINTS	ANGUL	132 kV			17030702	MCL FDR-2	METERED	FUNCTIONAL	01.04.2023	MIXED	NA	NA	NA	OPT02224	1	7.5242				
B.10	STATION CONS	ANGUL	0.4 kV			17030STN01	STATION CONSUMP	METERED	FUNCTIONAL	01.04.2023	MIXED	NA	NA	NA	CSC00075	80		0.080808			
B.11	APEX POINTS	ARATI STEEL	132 kV			17049701	ARATI STEEL	METERED	FUNCTIONAL	01.04.2023	MIXED	NA	NA	NA	APM02259	1	1.079409				
B.12	APEX POINTS	ARATI STEEL	132 kV			17049701	ARATI STEEL	METERED	FUNCTIONAL	01.04.2023	MIXED	NA	NA	NA	OPT01127	1	4.10729				
B.13	APEX POINTS	ARGUL	33 kV			17009AP02	TRF-2	METERED	FUNCTIONAL	01.04.2023	MIXED	NA	NA	NA	OPT00532	1	56.10248				
B.14	APEX POINTS	ARGUL	33 kV			17009AP01	TRF-1	METERED	FUNCTIONAL	01.04.2023	MIXED	NA	NA	NA	OPT00679	1	61.71299				
B.15	APEX POINTS	ARGUL	33 kV			17009AP02	TRF-2	METERED	FUNCTIONAL	01.04.2023	MIXED	NA	NA	NA	OPT00724	1	4.62656				
B.16	STATION CONS	ARGUL	0.4 kV			17009STN01	STATION CONSUMP	METERED	FUNCTIONAL	01.04.2023	MIXED	NA	NA	NA	TC2500195	1		0.064828			
B.17	APEX POINTS	BADAGADA	33 kV			17004AP01	TRF-1	METERED	FUNCTIONAL	01.04.2023	MIXED	NA	NA	NA	OPT00001	1	95.2279				
B.18	APEX POINTS	BADAGADA	33 kV			17004AP02	TRF-2	METERED	FUNCTIONAL	01.04.2023	MIXED	NA	NA	NA	OPT00033	1	100.419909				
B.19	STATION CONS	BADAGADA	0.4 kV			17004STN01	STATION CONSUMP	METERED	FUNCTIONAL	01.04.2023	MIXED	NA	NA	NA	LNT21535	20		0.097567			
B.20	APEX POINTS	BALUGAON	33 kV			17015AP02	TRF-2	METERED	FUNCTIONAL	01.04.2023	MIXED	NA	NA	NA	APM12642	1	66.825822				
B.21	APEX POINTS	BALUGAON	33 kV			17015AP01	TRF-1	METERED	FUNCTIONAL	01.04.2023	MIXED	NA	NA	NA	OPT00611	1	83.34018				
B.22	APEX POINTS	BALUGAON	132 kV			17015701	SOLARI TRACTION	METERED	FUNCTIONAL	01.04.2023	MIXED	NA	NA	NA	OPT00675	1	2.64582				
B.23	APEX POINTS	BALUGAON	33 kV			17015AP01	TRF-1	METERED	FUNCTIONAL	01.04.2023	MIXED	NA	NA	NA	OPT00711	1	8.9612				
B.24	APEX POINTS	BALUGAON	33 kV			17015409	KHALIKOTE FDR	METERED	FUNCTIONAL	01.04.2023	MIXED	NA	NA	NA	OPT00747	1	6.57562	82.52073			
B.25	APEX POINTS	BALUGAON	132 kV			17015701	SOLARI TRACTION	METERED	FUNCTIONAL	01.04.2023	MIXED	NA	NA	NA	OPT00769	1	26.64314	6.276384			
B.26	APEX POINTS	BALUGAON	33 kV			17015409	KHALIKOTE FDR	METERED	FUNCTIONAL	01.04.2023	MIXED	NA	NA	NA	OPT00779	1		9.031046			
B.27	APEX POINTS	BALUGAON	33 kV			17015AP03	TRF-3	METERED	FUNCTIONAL	01.04.2023	MIXED	NA	NA	NA	OPT02159	1	36.776463				
B.28	APEX POINTS	BALUGAON	33 kV			17015AP03	TRF-3	METERED	FUNCTIONAL	01.04.2023	MIXED	NA	NA	NA	OPT02169	1	2.385678				
B.29	STATION CONS	BALUGAON	0.4 kV			17015STN01	STATION CONSUMP	METERED	FUNCTIONAL	01.04.2023	MIXED	NA	NA	NA	CESU0072	40		0.082112			
B.30	APEX POINTS	BANKI	33 kV			17010AP01	TRF-1	METERED	FUNCTIONAL	01.04.2023	MIXED	NA	NA	NA	OPT00450	1	40.519356				
B.31	APEX POINTS	BANKI	33 kV			17010AP02	TRF-2	METERED	FUNCTIONAL	01.04.2023	MIXED	NA	NA	NA	OPT00734	1	2.174221				
B.32	APEX POINTS	BANKI	33 kV			17010AP02	TRF-2	METERED	FUNCTIONAL	01.04.2023	MIXED	NA	NA	NA	OPT00810	1	40.736031				
B.33	APEX POINTS	BANKI	33 kV			17010AP01	TRF-1	METERED	FUNCTIONAL	01.04.2023	MIXED	NA	NA	NA	OPT00874	1	2.235379				
B.34	STATION CONS	BANKI	0.4 kV			17010STN01	STATION CONSUMP	METERED	FUNCTIONAL	01.04.2023	MIXED	NA	NA	NA	CESO-0859	40		0.085672			
B.35	APEX POINTS	BARANGA	11 kV			17050201	S N MOHANTY SOLA	METERED	FUNCTIONAL	01.04.2023	MIXED	NA	NA	NA	Y0359639	1	3.469565				
B.36	APEX POINTS	BARKOTE	33 kV			17029401	PALLAHARA FDR	METERED	FUNCTIONAL	01.04.2023	MIXED	NA	NA	NA	APM12599	1	13.922621				
B.37	APEX POINTS	BHUBANESWAR	33 kV			17001AP03	TRF-3	METERED	FUNCTIONAL	01.04.2023	MIXED	NA	NA	NA	OPT00664	1	140.524073				
B.38	APEX POINTS	BHUBANESWAR	33 kV			17001AP01	TRF-1	METERED	FUNCTIONAL	01.04.2023	MIXED	NA	NA	NA	OPT00702	1	121.700489				
B.39	APEX POINTS	BHUBANESWAR	33 kV			17001AP02	TRF-2	METERED	FUNCTIONAL	01.04.2023	MIXED	NA	NA	NA	OPT00811	1	129.769366				
B.40	APEX POINTS	BHUBANESWAR	33 kV			17001AP03	TRF-3	METERED	FUNCTIONAL	01.04.2023	MIXED	NA	NA	NA	OPT00847	1	14.00245				
B.41	APEX POINTS	BHUBANESWAR	33 kV			17001AP01	TRF-1	METERED	FUNCTIONAL	01.04.2023	MIXED	NA	NA	NA	OPT02123	1	23.230724				
B.42	APEX POINTS	BHUBANESWAR	33 kV			17001AP02	TRF-2	METERED	FUNCTIONAL	01.04.2023	MIXED	NA	NA	NA	OPT02124	1	22.924056				
B.43	STATION CONS	BHUBANESWAR	0.4 kV			17001STN01	STATION CONSUMP	METERED	FUNCTIONAL	01.04.2023	MIXED	NA	NA	NA	OSE16126	2		0.110316			
B.44	APEX POINTS	BIDANASI	33 kV			17019AP01	TRF-1	METERED	FUNCTIONAL	01.04.2023	MIXED	NA	NA	NA	APM03573	1	156.824692				
B.45	APEX POINTS	BIDANASI	33 kV			17019AP03	TRF-3	METERED	FUNCTIONAL	01.04.2023	MIXED	NA	NA	NA	APM12578	1	99.790139				
B.46	APEX POINTS	BIDANASI	33 kV			17019AP02	TRF-2	METERED	FUNCTIONAL	01.04.2023	MIXED	NA	NA	NA	OPT01061	1	112.270151				
B.47	APEX POINTS	BIDANASI	33 kV			17019AP02	TRF-2	METERED	FUNCTIONAL	01.04.2023	MIXED	NA	NA	NA	OPT02248	1	44.945246				
B.48	STATION CONS	BIDANASI	0.4 kV			17019STN02	STATION CONSUMP	METERED	FUNCTIONAL	01.04.2023	MIXED	NA	NA	NA	621190	40		0.024308			
B.49	STATION CONS	BIDANASI	0.4 kV			17019STN01	STATION CONSUMP	METERED	FUNCTIONAL	01.04.2023	MIXED	NA	NA	NA	CSC18471	50		0.156765			
B.50	APEX POINTS	BOINDA	33 kV			17031AP03	TRF-3	METERED	FUNCTIONAL	01.04.2023	MIXED	NA	NA	NA	OPT00661	1	22.335557				
B.51	APEX POINTS	BOINDA	33 kV			17031AP03	TRF-3	METERED	FUNCTIONAL	01.04.2023	MIXED	NA	NA	NA	OPT00794	1	5.992496				
B.52	APEX POINTS	BOINDA	132 kV			17031701	TRACTION FEEDER	METERED	FUNCTIONAL	01.04.2023	MIXED	NA	NA	NA	OPT01920	1	26.829523				
B.53	APEX POINTS	BOINDA	33 kV			17031AP01	TRF-1	METERED	FUNCTIONAL	01.04.2023	MIXED	NA	NA	NA	OPT02225	1	41.657851				
B.54	APEX POINTS	BOINDA	33 kV			17031AP02	TRF-2	METERED	FUNCTIONAL	01.04.2023	MIXED	NA	NA	NA	OPT02227	1	27.045302				
B.55	STATION CONS	BOINDA	0.4 kV			17031STN01	STATION CONSUMP	METERED	FUNCTIONAL	01.04.2023	MIXED	NA	NA	NA	621046	60		0.088536			
B.56	APEX POINTS	BPPL S/W FDR-I	132 kV			17051701	TS ALLOY/BHUBANE	METERED	FUNCTIONAL	01.04.2023	MIXED	NA	NA	NA	XB575554	1	1.391014				
B.57	APEX POINTS	BPPL S/W FDR-I	132 kV			17051701	TS ALLOY/BHUBANE	METERED	FUNCTIONAL	01.04.2023	MIXED	NA	NA	NA	XB575555	1	0.00097				
B.58	APEX POINTS	BPPL S/W FDR-II	132 kV			17051702	BIDANASI	METERED	FUNCTIONAL	01.04.2023	MIXED	NA	NA	NA	XB575558	1	0.00004				
B.59	APEX POINTS	BRAJABIHARPUR	33 kV			17052AP01	TFR-1	METERED	FUNCTIONAL	01.04.2023	MIXED	NA	NA	NA	OPT02087	1	2.684818				
B.60	APEX POINTS	BRAJABIHARPUR	33 kV			17052AP02	TFR-2	METERED	FUNCTIONAL	01.04.2023	MIXED	NA	NA	NA	OPT02089	1	2.697269				
B.61	STATION CONS	BRAJABIHARPUR	0.4 kV			17052STN01	STATION CONSUMP	METERED	FUNCTIONAL	01.04.2023	MIXED	NA	NA	NA	2975787	1		0.095849			
B.62	STATION CONS	BRAJABIHARPUR	0.4 kV			17052STN02	STATION CONSUMP	METERED	FUNCTIONAL	01.04.2023	MIXED	NA	NA	NA	TC2000921	2		0.00392			
B.63	APEX POINTS	CHAINPAL	33 kV			17027AP01	TFR-1	METERED	FUNCTIONAL	01.04.2023	MIXED	NA	NA	NA	APM03575	1	18.663669				
B.64	APEX POINTS	CHAINPAL	33 kV			17027AP03	TFR-3	METERED	FUNCTIONAL	01.04.2023	MIXED	NA	NA	NA	APM03683	1	13.043976				
B.65	APEX POINTS	CHAINPAL	33 kV			17027AP03	TFR-3	METERED	FUNCTIONAL	01.04.2023	MIXED	NA	NA	NA	OPT00915	1	44.253442				
B.66	APEX POINTS	CHAINPAL	33 kV			17027AP02	TFR-2	METERED	FUNCTIONAL	01.04.2023	MIXED	NA	NA	NA	OPT00954	1	19.301394				

B.67	APEX POINTS	CHAINPAL	33 kV			17027AP01	TFR-1	METERED	FUNCTIONAL	01.04.2023	MIXED	NA	NA	NA	OPT01064	1	70.129338				
B.68	APEX POINTS	CHAINPAL	33 kV			17027AP02	TFR-2	METERED	FUNCTIONAL	01.04.2023	MIXED	NA	NA	NA	OPT01166	1	83.00915				
B.69	APEX POINTS	CHAINPAL	132 kV			17027702	TRACTION	METERED	FUNCTIONAL	01.04.2023	MIXED	NA	NA	NA	OPT01213	1	75.650085				
B.70	APEX POINTS	CHAINPAL	33 kV			17027AP01	TFR-1	METERED	FUNCTIONAL	01.04.2023	MIXED	NA	NA	NA	OPT01742	1	12.68314				
B.71	APEX POINTS	CHAINPAL	33 kV			17027AP03	TFR-3	METERED	FUNCTIONAL	01.04.2023	MIXED	NA	NA	NA	OPT01743	1	4.879075				
B.72	APEX POINTS	CHAINPAL	132 kV			17027701	FCI FDR-1	METERED	FUNCTIONAL	01.04.2023	MIXED	NA	NA	NA	OPT02388	1	1.528316				
B.73	STATION CONS	CHAINPAL	0.4 kV			17027STN02	STATION CONSUMP	METERED	FUNCTIONAL	01.04.2023	MIXED	NA	NA	NA	LNT21206	40		0.082457			
B.74	STATION CONS	CHAINPAL	0.4 kV			17027STN01	STATION CONSUMP	METERED	FUNCTIONAL	01.04.2023	MIXED	NA	NA	NA	LNT21396	40		0.061384			
B.75	APEX POINTS	CHANDAKA	33 kV			17002AP01	TRF-1	METERED	FUNCTIONAL	01.04.2023	MIXED	NA	NA	NA	APM03851	1	12.667106				
B.76	APEX POINTS	CHANDAKA	33 kV			17002AP02	TRF-2	METERED	FUNCTIONAL	01.04.2023	MIXED	NA	NA	NA	APM03863	1	12.665631				
B.77	APEX POINTS	CHANDAKA	33 kV			17002AP03	TRF-3	METERED	FUNCTIONAL	01.04.2023	MIXED	NA	NA	NA	APM12602	1	191.515265				
B.78	APEX POINTS	CHANDAKA	33 kV			17002AP01	TRF-1	METERED	FUNCTIONAL	01.04.2023	MIXED	NA	NA	NA	OPT01874	1	178.468709				
B.79	APEX POINTS	CHANDAKA	33 kV			17002AP02	TRF-2	METERED	FUNCTIONAL	01.04.2023	MIXED	NA	NA	NA	OPT01875	1	178.88277				
B.80	STATION CONS	CHANDAKA	0.4 kV			17002STN03	STATION CONSUMP	METERED	FUNCTIONAL	01.04.2023	MIXED	NA	NA	NA	AC320075	40		0.001038			
B.81	STATION CONS	CHANDAKA	0.4 kV			17002STN02	STATION CONSUMP	METERED	FUNCTIONAL	01.04.2023	MIXED	NA	NA	NA	LNT21234	80		0.366325			
B.82	STATION CONS	CHANDAKA	0.4 kV			17002STN01	STATION CONSUMP	METERED	FUNCTIONAL	01.04.2023	MIXED	NA	NA	NA	ORB02898	40		0.06948			
B.83	APEX POINTS	CHANDAKA-II (G	33 kV			17060AP02	TRF-2	METERED	FUNCTIONAL	01.04.2023	MIXED	NA	NA	NA	OPT01602	1	18.369958				
B.84	APEX POINTS	CHANDAKA-II (G	33 kV			17060AP01	TRF-1	METERED	FUNCTIONAL	01.04.2023	MIXED	NA	NA	NA	OPT01603	1	21.861003				
B.85	APEX POINTS	CHANDIKHOL	33 kV			17017401	BADCHANA FDR	METERED	FUNCTIONAL	01.04.2023	MIXED	NA	NA	NA	OPT02063	1	77.757956				
B.86	APEX POINTS	CHANDIKHOL	33 kV			17017402	KUNDALA FEEDER	METERED	FUNCTIONAL	01.04.2023	MIXED	NA	NA	NA	OPT02295	1	9.921166				
B.87	APEX POINTS	CHANDPUR	33 kV			17016AP01	TRF-1	METERED	FUNCTIONAL	01.04.2023	MIXED	NA	NA	NA	OPT00135	1	19.077349				
B.88	APEX POINTS	CHANDPUR	33 kV			17016AP02	TRF-2	METERED	FUNCTIONAL	01.04.2023	MIXED	NA	NA	NA	OPT00159	1	14.168139				
B.89	APEX POINTS	CHANDPUR	33 kV			17016AP03	TRF-3	METERED	FUNCTIONAL	01.04.2023	MIXED	NA	NA	NA	OPT01461	1	22.182031				
B.90	APEX POINTS	CHANDPUR	33 kV			17016AP03	TRF-3	METERED	FUNCTIONAL	01.04.2023	MIXED	NA	NA	NA	OPT01462	1	27.927318				
B.91	APEX POINTS	CHANDPUR	11 kV			17016201	MGM SOLAR	METERED	FUNCTIONAL	01.04.2023	MIXED	NA	NA	NA	ORBP8178	1	1.215112				
B.92	APEX POINTS	CHANDPUR	11 kV			17016202	VIVACITY/PAN TIME	METERED	FUNCTIONAL	01.04.2023	MIXED	NA	NA	NA	ORBR4979	1	0.815413				
B.93	STATION CONS	CHANDPUR	0.4 kV			17016STN01	STATION CONSUMP	METERED	FUNCTIONAL	01.04.2023	MIXED	NA	NA	NA	449113	40		0.053451			
B.94	APEX POINTS	CHOUDWAR	33 kV			17018AP03	TRF-3	METERED	FUNCTIONAL	01.04.2023	MIXED	NA	NA	NA	OPT01126	1	102.5956				
B.95	APEX POINTS	CHOUDWAR	132 kV			17018701	TRACTION	METERED	FUNCTIONAL	01.04.2023	MIXED	NA	NA	NA	OPT01177	1	66.96341				
B.96	APEX POINTS	CHOUDWAR	132 kV			17018701	TRACTION	METERED	FUNCTIONAL	01.04.2023	MIXED	NA	NA	NA	OPT02230	1	6.301571				
B.97	APEX POINTS	CHOUDWAR	33 kV			17018AP03	TRF-3	METERED	FUNCTIONAL	01.04.2023	MIXED	NA	NA	NA	OPT02231	1	11.171304				
B.98	APEX POINTS	CHOUDWAR	33 kV			17018AP04	TRF-4	METERED	FUNCTIONAL	01.04.2023	MIXED	NA	NA	NA	OPT02232	1	117.577245				
B.99	APEX POINTS	CHOUDWAR	33 kV			17018AP02	TRF-2	METERED	FUNCTIONAL	01.04.2023	MIXED	NA	NA	NA	OPT02266	1	113.488031				
B.100	APEX POINTS	CHOUDWAR	132 kV			17018702	132 KV ULTRA TECH	METERED	FUNCTIONAL	01.04.2023	MIXED	NA	NA	NA	ORA00130	1	11.405657				
B.101	STATION CONS	CHOUDWAR	0.4 kV			17018STN03	STATION CONSUMP	METERED	FUNCTIONAL	01.04.2023	MIXED	NA	NA	NA	296768	40		0.03036			
B.102	STATION CONS	CHOUDWAR	0.4 kV			17018STN01	STATION CONSUMP	METERED	FUNCTIONAL	01.04.2023	MIXED	NA	NA	NA	621206	40		0.172458			
B.103	STATION CONS	CHOUDWAR	0.4 kV			17018STN03	STATION CONSUMP	METERED	FUNCTIONAL	01.04.2023	MIXED	NA	NA	NA	2975707	40		0.017278			
B.104	STATION CONS	CHOUDWAR	0.4 kV			17018STN02	STATION CONSUMP	METERED	FUNCTIONAL	01.04.2023	MIXED	NA	NA	NA	X0034270	40		0.075048			
B.105	APEX POINTS	CUTTACK	33 kV			17020AP01	TRF-1	METERED	FUNCTIONAL	01.04.2023	MIXED	NA	NA	NA	APM03548	1	119.435836				
B.106	APEX POINTS	CUTTACK	33 kV			17020AP02	TRF-2	METERED	FUNCTIONAL	01.04.2023	MIXED	NA	NA	NA	APM03789	1	9.878116				
B.107	APEX POINTS	CUTTACK	33 kV			17020AP03	TRF-3	METERED	FUNCTIONAL	01.04.2023	MIXED	NA	NA	NA	APM03864	1	10.040647				
B.108	APEX POINTS	CUTTACK	33 kV			17020AP02	TRF-2	METERED	FUNCTIONAL	01.04.2023	MIXED	NA	NA	NA	OPT01855	1	110.29668				
B.109	APEX POINTS	CUTTACK	33 kV			17020AP03	TRF-3	METERED	FUNCTIONAL	01.04.2023	MIXED	NA	NA	NA	OPT01856	1	110.938613				
B.110	STATION CONS	CUTTACK	0.4 kV			17020STN01	STATION CONSUMP	METERED	FUNCTIONAL	01.04.2023	MIXED	NA	NA	NA	OSC08866	60000		0.1278			
B.111	APEX POINTS	DHENKANAL	33 kV			17024AP03	TRF-3	METERED	FUNCTIONAL	01.04.2023	MIXED	NA	NA	NA	OPT00353	1	6.49782				
B.112	APEX POINTS	DHENKANAL	33 kV			17024AP03	TRF-3	METERED	FUNCTIONAL	01.04.2023	MIXED	NA	NA	NA	OPT00721	1	81.57969				
B.113	APEX POINTS	DHENKANAL	33 kV			17024AP02	TRF-2	METERED	FUNCTIONAL	01.04.2023	MIXED	NA	NA	NA	OPT02235	1	98.663925				
B.114	APEX POINTS	DHENKANAL	33 kV			17024AP01	TRF-1	METERED	FUNCTIONAL	01.04.2023	MIXED	NA	NA	NA	OPT02237	1	96.275723				
B.115	APEX POINTS	DHENKANAL	33 kV			17024407	NARVERAM / SCAW	METERED	FUNCTIONAL	01.04.2023	MIXED	NA	NA	NA	OPT02239	1	11.548177				
B.116	APEX POINTS	DHENKANAL	132 kV			17024701	JORONDA TRACTIO	METERED	FUNCTIONAL	01.04.2023	MIXED	NA	NA	NA	OPT02241	1	66.54392				
B.117	STATION CONS	DHENKANAL/GUI	0.4 kV			17024STN02	STATION CONSUMP	METERED	FUNCTIONAL	01.04.2023	MIXED	NA	NA	NA	AC3200130	1		0.019643			
B.118	STATION CONS	DHENKANAL/GUI	0.4 kV			17024STN01	STATION CONSUMP	METERED	FUNCTIONAL	01.04.2023	MIXED	NA	NA	NA	LNT21528	40		0.113741			
B.119	APEX POINTS	GLOBAL	132 kV			17054701	HEAVY WATER FEE	METERED	FUNCTIONAL	01.04.2023	MIXED	NA	NA	NA	OPT01451	1	3.562091				
B.120	APEX POINTS	GLOBAL	33 kV			17054AP01	TFR-1, 20 MVA	METERED	FUNCTIONAL	01.04.2023	MIXED	NA	NA	NA	OPT02056	1	10.928974				
B.121	STATION CONS	GLOBAL	0.4 kV			17054STN01	STATION CONSUMP	METERED	FUNCTIONAL	01.04.2023	MIXED	NA	NA	NA	GLOBAL-STATION	1		0.002979			
B.122	APEX POINTS	GODA	33 kV			17062AP01	TRF -1	METERED	FUNCTIONAL	01.04.2023	MIXED	NA	NA	NA	OPT01971	1	44.922367				
B.123	STATION CONS	GODA	0.4 kV			17062STN02	STATION CONSUMP	METERED	FUNCTIONAL	01.04.2023	MIXED	NA	NA	NA	2978605	1		0.07204			
B.124	STATION CONS	GODA	0.4 kV			17062STN01	STATION CONSUMP	METERED	FUNCTIONAL	01.04.2023	MIXED	NA	NA	NA	2978634	1		0.067862			
B.125	APEX POINTS	GODISAHI	33 KV			17064AP02	TRF -2	METERED	FUNCTIONAL	01.04.2023	MIXED	NA	NA	NA	OPT02342	1	0.636307				
B.126	APEX POINTS	GODISAHI	33 KV			17064AP01	TRF -1	METERED	FUNCTIONAL	01.04.2023	MIXED	NA	NA	NA	OPT02344	1	0.58192				
B.127	STATION CONS	GODISAHI	0.4 kV			17064STN02	STATION CONSUMP	METERED	FUNCTIONAL	01.04.2023	MIXED	NA	NA	NA	AC3100790	4		0.014877			
B.128	APEX POINTS	HIND METALLCS	132 kV			17056705	TRACTION FEEDER	METERED	FUNCTIONAL	01.04.2023	MIXED	NA	NA	NA	APM03744	1	39.961666				
B.129	APEX POINTS	HIND METALLCS	132 kV			17056705	TRACTION FEEDER	METERED	FUNCTIONAL	01.04.2023	MIXED	NA	NA	NA	APM03757	1	10.230999				
B.130	APEX POINTS	HIND METALLCS	132 kV			17056704	S G EL 132 KV(B I	METERED	FUNCTIONAL	01.04.2023	MIXED	NA	NA	NA	APMB2077	1	0.417954				
B.131	APEX POINTS	HIND METALLCS	132 kV			17056704	S G EL 132 KV(B I	METERED	FUNCTIONAL	01.04.2023	MIXED	NA	NA	NA	APMB2078	1	0.096926				
B.132	APEX POINTS	HIND METALLCS	132 kV			17056701	MGM FEEDER 132K	METERED	FUNCTIONAL	01.04.2023	MIXED	NA	NA	NA	OPT01272	1	2.52404				
B.133	APEX POINTS	HIND METALLCS	132 kV			17056701	MGM FEEDER 132K	METERED	FUNCTIONAL	01.04.2023	MIXED	NA	NA	NA	OPT01335	1	0.000032				
B.134	APEX POINTS	HIND METALLCS	33 kV			17056AP01	TRF-4 -20MVA 132/	METERED	FUNCTIONAL	01.04.2023	MIXED	NA	NA	NA	OPT01481	1	20.352094				
B.135	APEX POINTS	HIND METALLCS	132 kV			17056702	NAVABHARAT FEED	METERED	FUNCTIONAL	01.04.2023	MIXED	NA	NA	NA	OPT02178	1	0.241458				
B.136	APEX POINTS	HIND METALLCS	132 kV			17056703	NAVABHARAT FEED	METERED	FUNCTIONAL	01.04.2023	MIXED	NA	NA	NA	OPT02180	1	0.055884				
B.137	APEX POINTS	HIND METALLCS	33 kV			17056AP01	TRF-4 -20MVA 132/	METERED	FUNCTIONAL	01.04.2023	MIXED	NA	NA	NA	OPT02371	1	11.875748				
B.138	STATION CONS	ICCL	0.4 kV			17063STN01	STATION CONSUMP	METERED	FUNCTIONAL	01.04.2023	MIXED	NA	NA	NA	CESO0678	40		0.023432			
B.139	STATION CONS	INFOCITY -II GIS	0.4 kV			17041STN01	STATION CONSUMP	METERED	FUNCTIONAL	01.04.2023	MIXED	NA	NA	NA	CESO0839	40		0.08354			
B.140	STATION CONS	INFOCITY -II GIS	0.4 kV			17041STN02	STATION CONSUMP	METERED	FUNCTIONAL	01.04.2023	MIXED	NA	NA	NA	CESO0906	80		0.056335			
B.141	APEX POINTS	INFOCITY-II GIS	33 kV			17041AP02	TRF-2, 220/33 KV	METERED	FUNCTIONAL	01.04.2023	MIXED	NA	NA	NA	OPT00729	1	8.90044				
B.142	APEX POINTS	INFOCITY-II GIS	33 kV			17041AP01	TRF-1 ,220/33 KV	METERED	FUNCTIONAL	01.04.2023	MIXED	NA	NA	NA	OPT00761	1	36.91036				
B.143	APEX POINTS	INFOCITY-II GIS	33 kV			17041AP01	TRF-1 ,220/33 KV	METERED	FUNCTIONAL	01.04.2023	MIXED	NA	NA	NA	OPT00887	1	5.86017				
B.144	APEX POINTS	JAGATSINGHPUR	33 kV			17037AP01	TRF-1	METERED	FUNCTIONAL	01.04.2023	MIXED	NA	NA	NA	APM03731	1	5.307898				
B.145	APEX POINTS	JAGATSINGHPUR	33 kV			17037AP02	TRF-2	METERED	FUNCTIONAL	01.04.2023	MIXED	NA	NA	NA	APM03742	1	5.228234				
B.146	APEX POINTS	JAGATSINGHPUR	33 kV			17037AP03	TRF-3	METERED	FUNCTIONAL	01.04.2023	MIXED	NA	NA	NA	APM12595	1	17.518693				
B.147	APEX POINTS	JAGATSINGHPUR	132 kV			17037701	TRACTION FDR	METERED	FUNCTIONAL	01.04.2023	MIXED	NA	NA	NA	APM12596	1	6.671963				
B.148	APEX POINTS	JAGATSINGHPUR	33 kV			17037AP01	TRF-1	METERED	FUNCTIONAL	01.04.2023	MIXED	NA	NA	NA	OPT01009	1	49.963953				
B.149	APEX POINTS	JAGATSINGHPUR	33 kV			17037AP02	TRF-2	METERED	FUNCTIONAL	01.04.2023	MIXED	NA	NA	NA	OPT01216	1	48.931521				
B.150	APEX POINTS	JAGATSINGHPUR	132 kV			17037701	TRACTION FDR	METERED	FUNCTIONAL	01.04.2023	MIXED	NA	NA	NA	OPT02329	1	33.249504				
B.151	APEX POINTS	JAGATSINGHPUR	33 kV			17037AP03	TRF-3	METERED	FUNCTIONAL	01.04.2023	MIXED	NA	NA	NA	OPT02331	1	69.565906				
B.152	STATION CONS	JAGATSINGHPUR	0.4 kV			17037STN01	STATION CONSUMP	METERED	FUNCTIONAL	01.04.2023	MIXED	NA	NA	NA	LNT21402	80		0.00816			
B.153	STATION CONS	JAGATSINGHPUR	0.4 kV			17037STN01	STATION CONSUMP	METERED	FUNCTIONAL	01.04.2023	MIXED	NA	NA	NA	OSE10392	80		0.08451			
B.154	APEX POINTS	KALARANGI	33 kV			17026AP01	TRF-1	METERED	FUNCTIONAL	01.04.2023	MIXED	NA	NA	NA	APM03762	1	9.661343				
B.155	APEX POINTS	KALARANGI	33 kV			17026AP03	TRF-3	METERED	FUNCTIONAL	01.04.2023	MIXED	NA	NA	NA	APM03777	1	1.869277				
B.156	APEX POINTS	KALARANGI	33 kV			17026AP01	TRF-1	METERED	FUNCTIONAL	01.04.2023	MIXED	NA	NA	NA	OPT01652	1	3.742534				
B.157	APEX POINTS	KALARANGI	33 kV			17026AP03	TRF-3	METERED	FUNCTIONAL	01.04.2023	MIXED	NA	NA	NA	OPT02252	1	19.699036				
B.158	STATION CONS	KALARANGI	0.4 kV			17026STN01	STATION CONSUMP	METERED	FUNCTIONAL	01.04.2023	MIXED	NA	NA	NA	CSC08229	50		0.06621			
B.159	APEX POINTS	KAMAKHYANAGA	33 kV			17025AP01	TRF-1	METERED	FUNCTIONAL	01.04.2023	MIXED	NA	NA	NA	OPT01026	1	4.665298				
B.160	APEX POINTS	KAMAKHYANAGA	33 kV			17025AP02	TRF-2	METERED	FUNCTIONAL	01.04.2023	MIXED	NA	NA	NA	OPT01078	1	2.97915				
B.161	APEX POINTS	KAMAKHYANAGA	33 kV			17025AP02	TRF-2	METERED	FUNCTIONAL	01.04.2023	MIXED	NA	NA	NA	OPT01212	1	30.989386				
B.162	APEX POINTS	KAMAKHYANAGA	33 kV			17025AP03	TRF-3	METERED	FUNCTIONAL	01.04.2023	MIXED	NA	NA	NA	OPT01215	1	31.258331				
B.163	APEX POINTS	KAMAKHYANAGA	33 kV			17025AP01	TRF-1	METERED	FUNCTIONAL	01.04.2023	MIXED	NA	NA	NA	OPT01262	1	48.622315				
B.164	APEX POINTS	KAMAKHYANAGA	33 kV			17025AP03	TRF-3	METERED	FUNCTIONAL	01.04.2023	MIXED	NA	NA	NA	OPT01397	1	3.016168				
B.165	APEX POINTS	KAMAKHYANAGA	132 kV			17025701	132 KV TRACTION F	METERED	FUNCTIONAL	01.04.2023	MIXED	NA	NA	NA	OPT01465	1	0.75643				

B.166	STATION CONS	KAMAKHYANAGA	0.4 kV			17025STN01	STATION CONSUMP	METERED	FUNCTIONAL	01.04.2023	MIXED	NA	NA	NA	LNT21387	20		0.089046			
B.167	APEX POINTS	KENDRAPADA	33 kV			17034AP04	TRF-4	METERED	FUNCTIONAL	01.04.2023	MIXED	NA	NA	NA	OPT01208	1	38.84788				
B.168	APEX POINTS	KENDRAPADA	33 kV			17034AP02	TRF-2	METERED	FUNCTIONAL	01.04.2023	MIXED	NA	NA	NA	OPT01656	1	93.94945				
B.169	APEX POINTS	KENDRAPADA	33 kV			17034AP04	TRF-4	METERED	FUNCTIONAL	01.04.2023	MIXED	NA	NA	NA	OPT01658	1	57.99978				
B.170	STATION CONS	KENDRAPADA	0.4 kV			17034STN01	STATION CONSUMP	METERED	FUNCTIONAL	01.04.2023	MIXED	NA	NA	NA	CSC09097	1		0.104892			
B.171	APEX POINTS	KHAJURIAKATA	33 kV			17040AP02	TRF-2	METERED	FUNCTIONAL	01.04.2023	MIXED	NA	NA	NA	OPT00947	1	1.22255				
B.172	APEX POINTS	KHAJURIAKATA	33 kV			17040AP02	TRF-2	METERED	FUNCTIONAL	01.04.2023	MIXED	NA	NA	NA	OPT00952	1	18.834671				
B.173	APEX POINTS	KHAJURIAKATA	33 kV			17040AP01	TRF-1	METERED	FUNCTIONAL	01.04.2023	MIXED	NA	NA	NA	OPT01005	1	18.677219				
B.174	APEX POINTS	KHAJURIAKATA	33 kV			17040AP01	TRF-1	METERED	FUNCTIONAL	01.04.2023	MIXED	NA	NA	NA	OPT01032	1	1.252807				
B.175	STATION CONS	KHAJURIAKATA	0.4 kV			17040STN01	STATION CONSUMP	METERED	FUNCTIONAL	01.04.2023	MIXED	NA	NA	NA	CSESO0747	40		0.088888			
B.176	APEX POINTS	KHUNTUNI GIS	33 kV			17044AP01	TRF-1	METERED	FUNCTIONAL	01.04.2023	MIXED	NA	NA	NA	OPT01530	1	43.62898				
B.177	APEX POINTS	KHUNTUNI GIS	33 kV			17044AP02	TRF-2	METERED	FUNCTIONAL	01.04.2023	MIXED	NA	NA	NA	OPT01740	1	41.91056				
B.178	APEX POINTS	KHUNTUNI GIS	132 kV			17044701	SREE CEMENT	METERED	FUNCTIONAL	01.04.2023	MIXED	NA	NA	NA	ORU47775	1	14.068205				
B.179	STATION CONS	KHUNTUNI GIS-1	0.4 kV			17044STN01	STATION CONSUMP	METERED	FUNCTIONAL	01.04.2023	MIXED	NA	NA	NA	621033	40		0.009132			
B.180	STATION CONS	KHUNTUNI GIS-2	0.4 kV			17044STN02	STATION CONSUMP	METERED	FUNCTIONAL	01.04.2023	MIXED	NA	NA	NA	621131	40		0.097841			
B.181	APEX POINTS	KHURDA	33 kV			17007AP01	TRF-1	METERED	FUNCTIONAL	01.04.2023	MIXED	NA	NA	NA	APM03769	1	6.416503				
B.182	APEX POINTS	KHURDA	132 kV			17007701	KAIPADARTRACTION	METERED	FUNCTIONAL	01.04.2023	MIXED	NA	NA	NA	OPT00776	1	6.88381				
B.183	APEX POINTS	KHURDA	132 kV			17007701	KAIPADARTRACTION	METERED	FUNCTIONAL	01.04.2023	MIXED	NA	NA	NA	OPT00778	1	75.73162				
B.184	APEX POINTS	KHURDA	33 kV			17007AP04	TRF-4	METERED	FUNCTIONAL	01.04.2023	MIXED	NA	NA	NA	OPT00879	1	132.25519				
B.185	APEX POINTS	KHURDA	33 kV			17007AP04	TRF-4	METERED	FUNCTIONAL	01.04.2023	MIXED	NA	NA	NA	OPT00899	1	12.14343				
B.186	APEX POINTS	KHURDA	33 kV			17007AP01	TRF-1	METERED	FUNCTIONAL	01.04.2023	MIXED	NA	NA	NA	OPT01876	1	129.27142				
B.187	APEX POINTS	KHURDA	33 kV			17007AP02	TRF-2	METERED	FUNCTIONAL	01.04.2023	MIXED	NA	NA	NA	OPT01877	1	96.89071				
B.188	APEX POINTS	KHURDA	33 kV			17007AP03	TRF-3	METERED	FUNCTIONAL	01.04.2023	MIXED	NA	NA	NA	OPT02186	1	136.487619				
B.189	STATION CONS	KHURDA	0.4 kV			17007STN01	STATION CONSUMP	METERED	FUNCTIONAL	01.04.2023	MIXED	NA	NA	NA	57625755	40		0.10636			
B.190	APEX POINTS	KONARK	33 kV			17006AP01	TRF-1	METERED	FUNCTIONAL	01.04.2023	MIXED	NA	NA	NA	OPT00617	1	2.231861				
B.191	APEX POINTS	KONARK	33 kV			17006AP01	TRF-1	METERED	FUNCTIONAL	01.04.2023	MIXED	NA	NA	NA	OPT00716	1	26.047438				
B.192	APEX POINTS	KONARK	33 kV			17006AP02	TRF-2	METERED	FUNCTIONAL	01.04.2023	MIXED	NA	NA	NA	OPT00754	1	2.254441				
B.193	APEX POINTS	KONARK	33 kV			17006AP02	TRF-2	METERED	FUNCTIONAL	01.04.2023	MIXED	NA	NA	NA	OPT00805	1	26.285563				
B.194	STATION CONS	KONARK	0.4 kV			17006STN01	STATION CONSUMP	METERED	FUNCTIONAL	01.04.2023	MIXED	NA	NA	NA	2976063	1.5		0.058759			
B.195	APEX POINTS	MANCHESWAR-B	33 kV			17047AP01	TRF-1	METERED	FUNCTIONAL	01.04.2023	MIXED	NA	NA	NA	OPT01495	1	68.47963				
B.196	APEX POINTS	MANCHESWAR-B	33 kV			17047AP02	TRF-2	METERED	FUNCTIONAL	01.04.2023	MIXED	NA	NA	NA	OPT01525	1	61.9542				
B.197	STATION CONS	MANCHESWAR-B	0.4 kV			17047STN01	STATION CONSUMP	METERED	FUNCTIONAL	01.04.2023	MIXED	NA	NA	NA	RCUD5056	1		0.090828			
B.198	APEX POINTS	MANIA	33 kV			17038AP01	TRF-1	METERED	FUNCTIONAL	01.04.2023	MIXED	NA	NA	NA	OPT00913	1	23.365032				
B.199	APEX POINTS	MANIA	33 kV			17038AP02	TRF-2	METERED	FUNCTIONAL	01.04.2023	MIXED	NA	NA	NA	OPT00922	1	37.067423				
B.200	APEX POINTS	MANIA	33 kV			17038AP01	TRF-1	METERED	FUNCTIONAL	01.04.2023	MIXED	NA	NA	NA	OPT01290	1	1.394709				
B.201	APEX POINTS	MANIA	33 kV			17038AP02	TRF-2	METERED	FUNCTIONAL	01.04.2023	MIXED	NA	NA	NA	OPT01321	1	2.274133				
B.202	STATION CONS	MANIA	0.4 kV			17038STN02	STATION CONSUMP	METERED	FUNCTIONAL	01.04.2023	MIXED	NA	NA	NA	TC2500417	1		0.021206			
B.203	STATION CONS	MANIA	0.4 kV			17038STN01	STATION CONSUMP	METERED	FUNCTIONAL	01.04.2023	MIXED	NA	NA	NA	X0034281	40		0.045393			
B.204	APEX POINTS	MARSAGHAI	33 kV			17035AP02	TRF-2	METERED	FUNCTIONAL	01.04.2023	MIXED	NA	NA	NA	OPT00443	1	3.718207				
B.205	APEX POINTS	MARSAGHAI	33 kV			17035AP01	TRF-1	METERED	FUNCTIONAL	01.04.2023	MIXED	NA	NA	NA	OPT00526	1	44.059763				
B.206	APEX POINTS	MARSAGHAI	33 kV			17035AP01	TRF-1	METERED	FUNCTIONAL	01.04.2023	MIXED	NA	NA	NA	OPT00906	1	5.03965				
B.207	APEX POINTS	MARSAGHAI	33 kV			17035AP02	TRF-2	METERED	FUNCTIONAL	01.04.2023	MIXED	NA	NA	NA	OPT00938	1	45.196566				
B.208	APEX POINTS	MARSAGHAI	33 kV			17035701	KPR TRACTION	METERED	FUNCTIONAL	01.04.2023	MIXED	NA	NA	NA	OPT01441	1	18.5789				
B.209	STATION CONS	MARSAGHAI	0.4 kV			17035STN02	STATION CONSUMP	METERED	FUNCTIONAL	01.04.2023	MIXED	NA	NA	NA	2495281	40		0.064855			
B.210	APEX POINTS	MENDHASAL	33 kV			17008AP01	TRF-1	METERED	FUNCTIONAL	01.04.2023	MIXED	NA	NA	NA	OPT00748	1	9.570466				
B.211	APEX POINTS	MENDHASAL	33 kV			17008AP01	TRF-1	METERED	FUNCTIONAL	01.04.2023	MIXED	NA	NA	NA	OPT00790	1	24.684136				
B.212	APEX POINTS	MENDHASAL	33 kV			17008AP02	TRF-2	METERED	FUNCTIONAL	01.04.2023	MIXED	NA	NA	NA	OPT01587	1	36.032842				
B.213	STATION CONS	MENDHASAL	0.4 kV			17008STN01	STATION CONSUMP	METERED	FUNCTIONAL	01.04.2023	MIXED	NA	NA	NA	CSC18089	3000		0.30843			
B.214	STATION CONS	MENDHASAL	0.4 kV			17008STN01	STATION CONSUMP	METERED	FUNCTIONAL	01.04.2023	MIXED	NA	NA	NA	RCSU1675	1800		0.23086			
B.215	APEX POINTS	MERAMUNDALI	220 kV			17048801	TATA POWER BSL-1	METERED	FUNCTIONAL	01.04.2023	MIXED	NA	NA	NA	OPT00331	1	64.23893				
B.216	APEX POINTS	MERAMUNDALI	220 kV			17048802	TATA POWER BSL-2	METERED	FUNCTIONAL	01.04.2023	MIXED	NA	NA	NA	OPT00974	1	20.69411				
B.217	APEX POINTS	MERAMUNDALI	220 kV			17048802	TATA POWER BSL-2	METERED	FUNCTIONAL	01.04.2023	MIXED	NA	NA	NA	OPT00996	1	63.94316				
B.218	APEX POINTS	MERAMUNDALI	132 kV			17048703	BRG FDR	METERED	FUNCTIONAL	01.04.2023	MIXED	NA	NA	NA	OPT01041	1	72.10028				
B.219	APEX POINTS	MERAMUNDALI	132 kV			17048701	RUNGTA FDR	METERED	FUNCTIONAL	01.04.2023	MIXED	NA	NA	NA	OPT01091	1	41.66126				
B.220	APEX POINTS	MERAMUNDALI	220 kV			17048801	TATA POWER BSL-1	METERED	FUNCTIONAL	01.04.2023	MIXED	NA	NA	NA	OPT01286	1	20.30319				
B.221	APEX POINTS	MERAMUNDALI	132 kV			17048701	RUNGTA FDR	METERED	FUNCTIONAL	01.04.2023	MIXED	NA	NA	NA	OPT01391	1	53.14679				
B.222	APEX POINTS	MERAMUNDALI	400 kV			17048902	JSPL FDR-1	METERED	FUNCTIONAL	01.04.2023	MIXED	NA	NA	NA	OPT02103	1	143.970929				
B.223	APEX POINTS	MERAMUNDALI	400 kV			17048903	JSPL FDR-2	METERED	FUNCTIONAL	01.04.2023	MIXED	NA	NA	NA	OPT02105	1	142.294324				
B.224	APEX POINTS	MERAMUNDALI	132 kV			17048703	BRG FDR	METERED	FUNCTIONAL	01.04.2023	MIXED	NA	NA	NA	OPT02300	1	1.39609				
B.225	APEX POINTS	MERAMUNDALI	132 kV			17048702	RUNGTA MINES	METERED	FUNCTIONAL	01.04.2023	MIXED	NA	NA	NA	ORA00017	1	6.92261				
B.226	APEX POINTS	MERAMUNDALI	400 kV			17048901	GKEL / GMR FDR	METERED	FUNCTIONAL	01.04.2023	MIXED	NA	NA	NA	XB555186	1					
B.227	STATION CONS	MERAMUNDALI	0.4 kV			17048STN01	STATION CONSUMP	METERED	FUNCTIONAL	01.04.2023	MIXED	NA	NA	NA	2978616	1		0.079451			
B.228	APEX POINTS	NARASINGPUR	33 kV			17045AP02	TRF-2	METERED	FUNCTIONAL	01.04.2023	MIXED	NA	NA	NA	OPT01528	1	20.348263				
B.229	APEX POINTS	NARASINGPUR	33 kV			17045AP01	TRF-1	METERED	FUNCTIONAL	01.04.2023	MIXED	NA	NA	NA	OPT01738	1	32.32348				
B.230	STATION CONS	NARASINGPUR -	0.4 kV			17045STN01	STATION CONSUMP	METERED	FUNCTIONAL	01.04.2023	MIXED	NA	NA	NA	2975823	1		0.12654			
B.231	STATION CONS	NARASINGPUR -	0.4 kV			17045STN02	STATION CONSUMP	METERED	FUNCTIONAL	01.04.2023	MIXED	NA	NA	NA	TC2000172	2		0.011664			
B.232	APEX POINTS	NAYAGARH	33 kV			17011AP03	TRF-3	METERED	FUNCTIONAL	01.04.2023	MIXED	NA	NA	NA	APM02221	1	116.762131				
B.233	APEX POINTS	NAYAGARH	33 kV			17011AP01	TRF-1	METERED	FUNCTIONAL	01.04.2023	MIXED	NA	NA	NA	APM03687	1	24.201879				
B.234	APEX POINTS	NAYAGARH	33 kV			17011AP02	TRF-2	METERED	FUNCTIONAL	01.04.2023	MIXED	NA	NA	NA	APM03774	1	9.460549				
B.235	APEX POINTS	NAYAGARH	33 kV			17011AP01	TRF-1	METERED	FUNCTIONAL	01.04.2023	MIXED	NA	NA	NA	OPT01850	1	98.06534				
B.236	APEX POINTS	NAYAGARH	33 kV			17011AP02	TRF-2	METERED	FUNCTIONAL	01.04.2023	MIXED	NA	NA	NA	OPT01851	1	52.034541				
B.237	STATION CONS	NAYAGARH	0.4 kV			17011STN01	STATION CONSUMP	METERED	FUNCTIONAL	01.04.2023	MIXED	NA	NA	NA	CESO-0888	80		0.076194			
B.238	APEX POINTS	NIMAPARA	33 kV			17005AP01	TRF-1	METERED	FUNCTIONAL	01.04.2023	MIXED	NA	NA	NA	OPT01852	1	88.07885				
B.239	APEX POINTS	NIMAPARA	33 kV			17005AP01	TRF-1	METERED	FUNCTIONAL	01.04.2023	MIXED	NA	NA	NA	OPT02276	1	6.556449				
B.240	APEX POINTS	NIMAPARA	33 kV			17005AP02	TRF-2	METERED	FUNCTIONAL	01.04.2023	MIXED	NA	NA	NA	OPT02277	1	101.945512				
B.241	APEX POINTS	NIMAPARA	33 kV			17005AP03	TRF-3	METERED	FUNCTIONAL	01.04.2023	MIXED	NA	NA	NA	OPT02279	1	95.536463				
B.242	STATION CONS	NIMAPARA	0.4 kV			17005STN01	STATION CONSUMP	METERED	FUNCTIONAL	01.04.2023	MIXED	NA	NA	NA	7163621	10		0.180276			
B.243	APEX POINTS	NUAPATANA	33 kV			17023AP01	TRF-1	METERED	FUNCTIONAL	01.04.2023	MIXED	NA	NA	NA	APM03512	1	42.154626				
B.244	APEX POINTS	NUAPATANA	33 kV			17023AP02	TRF-2	METERED	FUNCTIONAL	01.04.2023	MIXED	NA	NA	NA	APM03788	1	6.4694				
B.245	APEX POINTS	NUAPATANA	33 kV			17023AP02	TRF-2	METERED	FUNCTIONAL	01.04.2023	MIXED	NA	NA	NA	OPT01172	1	59.03339				
B.246	APEX POINTS	NUAPATANA	33 kV			17023AP03	TRF-3	METERED	FUNCTIONAL	01.04.2023	MIXED	NA	NA	NA	OPT01464	1	19.214827				
B.247	STATION CONS	NUAPATANA	0.4 kV			17023STN01	STATION CONSUMP	METERED	FUNCTIONAL	01.04.2023	MIXED	NA	NA	NA	621269	40		0.071098			
B.248	APEX POINTS	OLAVER	33 kV			17039AP01	TRF-1	METERED	FUNCTIONAL	01.04.2023	MIXED	NA	NA	NA	OPT00758	1	21.064583				
B.249	APEX POINTS	OLAVER	33 kV			17039AP01	TRF-1	METERED	FUNCTIONAL	01.04.2023	MIXED	NA	NA	NA	OPT00773	1	1.766154				
B.250	APEX POINTS	OLAVER	33 kV			17039AP02	TRF-2	METERED	FUNCTIONAL	01.04.2023	MIXED	NA	NA	NA	OPT00817	1	2.279654				
B.251	APEX POINTS	OLAVER	33 kV			17039AP02	TRF-2	METERED	FUNCTIONAL	01.04.2023	MIXED	NA	NA	NA	OPT01054	1	20.755866				
B.252	STATION CONS	OLAVER	0.4 kV			17039STN02	STATION CONSUMP	METERED	FUNCTIONAL	01.04.2023	MIXED	NA	NA	NA	CESO0789	40		0.051172			
B.253	STATION CONS	OLAVER	0.4 kV			17039STN03	STATION CONSUMP	METERED	FUNCTIONAL	01.04.2023	MIXED	NA	NA	NA	CESO0790	40		0.007412			
B.254	APEX POINTS	PANDIABIL PG	33 kV			17042401	PGCIL STN.TERTIAI	METERED	FUNCTIONAL	01.04.2023	MIXED	NA	NA	NA	NP7462-A	1	0.382194				
B.255	APEX POINTS	PARADEEP	220 kV			17036803	IOCL	METERED	FUNCTIONAL	01.04.2023	MIXED	NA	NA	NA	OPT00133	1	18.445219				
B.256	APEX POINTS	PARADEEP	132 kV			17036703	PPL FDR-1	METERED	FUNCTIONAL	01.04.2023	MIXED	NA	NA	NA	OPT00658	1	1.5004				
B.257	APEX POINTS	PARADEEP	132 kV			17036703	PPL FDR-1	METERED	FUNCTIONAL	01.04.2023	MIXED	NA	NA	NA	OPT00895	1	22.09769				
B.258	APEX POINTS	PARADEEP	33 kV			17036AP01	TRF-1	METERED	FUNCTIONAL	01.04.2023	MIXED	NA	NA	NA	OPT00919	1	6.15157				
B.259	APEX POINTS	PARADEEP	33 kV			17036AP02	TRF-2	METERED	FUNCTIONAL	01.04.2023	MIXED	NA	NA	NA	OPT00967	1	50.772904				
B.260	APEX POINTS	PARADEEP	132 kV			17036704	PPL FDR-2	METERED	FUNCTIONAL	01.04.2023	MIXED	NA	NA	NA	OPT01016	1	0.59794				
B.261	APEX POINTS	PARADEEP	33 kV			17036AP01	TRF-1	METERED	FUNCTIONAL	01.04.2023	MIXED	NA	NA	NA	OPT01020	1	50.292397				
B.262	APEX POINTS	PARADEEP	132 kV			17036704	PPL FDR-2	METERED	FUNCTIONAL	01.04.2023	MIXED	NA	NA	NA	OPT01149	1	9.21623				
B.263	APEX POINTS	PARADEEP	33 kV			17036AP02	TRF-2	METERED	FUNCTIONAL	01.04.2023	MIXED	NA	NA	NA	OPT01233	1	6.500076				
B.264	APEX POINTS	PARADEEP	132 kV			17036706	PPT FDR-2	METERED	FUNCTIONAL	01.04.2023	MIXED	NA	NA	NA	OPT01939	1	63.74538				

B.265	APEX POINTS	PARADEEP	132 kV			17036706	PPT FDR-2	METERED	FUNCTIONAL	01.04.2023	MIXED	NA	NA	NA	OPT01940	1	8.71192				
B.266	APEX POINTS	PARADEEP	132 kV			17036701	IFFCO FDR-1	METERED	FUNCTIONAL	01.04.2023	MIXED	NA	NA	NA	OPT01942	1	18.10212				
B.267	APEX POINTS	PARADEEP	132 kV			17036701	IFFCO FDR-1	METERED	FUNCTIONAL	01.04.2023	MIXED	NA	NA	NA	OPT01943	1	5.16114				
B.268	APEX POINTS	PARADEEP	132 kV			17036702	IFFCO FDR-2	METERED	FUNCTIONAL	01.04.2023	MIXED	NA	NA	NA	OPT01944	1	46.90568				
B.269	APEX POINTS	PARADEEP	132 kV			17036702	IFFCO FDR-2	METERED	FUNCTIONAL	01.04.2023	MIXED	NA	NA	NA	OPT01945	1	1.46825				
B.270	APEX POINTS	PARADEEP	132 kV			17036705	PPT FDR-1	METERED	FUNCTIONAL	01.04.2023	MIXED	NA	NA	NA	OPT01946	1	57.37135				
B.271	APEX POINTS	PARADEEP	132 kV			17036705	PPT FDR-1	METERED	FUNCTIONAL	01.04.2023	MIXED	NA	NA	NA	OPT01947	1	3.99846				
B.272	APEX POINTS	PARADEEP	132 kV			17036707	SIJU- RTSS FDR (TR	METERED	FUNCTIONAL	01.04.2023	MIXED	NA	NA	NA	OPT02323	1	45.559568				
B.273	APEX POINTS	PARADEEP	220 kV			17036802	ESSAR STEEL FDR-2	METERED	FUNCTIONAL	01.04.2023	MIXED	NA	NA	NA	ORBP7481	1	3.160047				
B.274	APEX POINTS	PARADEEP	220 kV			17036801	ESSAR STEEL FDR-1	METERED	FUNCTIONAL	01.04.2023	MIXED	NA	NA	NA	ORBP7490	1	0.027553				
B.275	APEX POINTS	PARADEEP	220 kV			17036802	ESSAR STEEL FDR-2	METERED	FUNCTIONAL	01.04.2023	MIXED	NA	NA	NA	ORBP7491	1	91.475382				
B.276	STATION CONS	PARADEEP	0.4 kV			17036STN01	STATION CONSUMP	METERED	FUNCTIONAL	01.04.2023	MIXED	NA	NA	NA	CSC00529	15		0.228			
B.277	APEX POINTS	PATTAMUNDAI	33 kV			17033AP01	TRF-1	METERED	FUNCTIONAL	01.04.2023	MIXED	NA	NA	NA	APM03775	1	4.040762				
B.278	APEX POINTS	PATTAMUNDAI	33 kV			17033AP02	TRF-2	METERED	FUNCTIONAL	01.04.2023	MIXED	NA	NA	NA	APM03778	1	4.100873				
B.279	APEX POINTS	PATTAMUNDAI	33 kV			17033AP03	TRF-3	METERED	FUNCTIONAL	01.04.2023	MIXED	NA	NA	NA	APM12619	1	26.476766				
B.280	APEX POINTS	PATTAMUNDAI	33 kV			17033AP01	TRF-1	METERED	FUNCTIONAL	01.04.2023	MIXED	NA	NA	NA	OPT01021	1	43.039819				
B.281	APEX POINTS	PATTAMUNDAI	33 kV			17033AP02	TRF-2	METERED	FUNCTIONAL	01.04.2023	MIXED	NA	NA	NA	OPT01137	1	43.595039				
B.282	STATION CONS	PATTAMUNDAI	0.4 kV			17033STN01	STATION CONSUMP	METERED	FUNCTIONAL	01.04.2023	MIXED	NA	NA	NA	OSE01267	4		0.070812			
B.283	APEX POINTS	PHULNAKHARA	33 kV			17022AP01	TRF-1	METERED	FUNCTIONAL	01.04.2023	MIXED	NA	NA	NA	OPT01186	1	57.793901				
B.284	APEX POINTS	PHULNAKHARA	33 kV			17022AP02	TRF-2	METERED	FUNCTIONAL	01.04.2023	MIXED	NA	NA	NA	OPT01436	1	67.147142				
B.285	APEX POINTS	PHULNAKHARA	33 kV			17022AP03	TRF-3	METERED	FUNCTIONAL	01.04.2023	MIXED	NA	NA	NA	OPT01830	1	98.10951				
B.286	APEX POINTS	PHULNAKHARA	33 kV			17022AP03	TRF-3	METERED	FUNCTIONAL	01.04.2023	MIXED	NA	NA	NA	OPT01831	1	8.63297				
B.287	STATION CONS	PHULNAKHARA	0.4 kV			17022STN01	STATION CONSUMP	METERED	FUNCTIONAL	01.04.2023	MIXED	NA	NA	NA	2496004	40		0.103612			
B.288	APEX POINTS	PRATAP SASAN	33 kV			17057AP02	TRF-2	METERED	FUNCTIONAL	01.04.2023	MIXED	NA	NA	NA	OPT02121	1	33.121491				
B.289	APEX POINTS	PRATAP SASAN	33 kV			17057AP01	TRF-1	METERED	FUNCTIONAL	01.04.2023	MIXED	NA	NA	NA	OPT02314	1	25.157401				
B.290	STATION CONS	PRATAPSASAN	0.4 kV			17057STN01	STATION CONSUMP	METERED	FUNCTIONAL	01.04.2023	MIXED	NA	NA	NA	2978627	1		0.256518			
B.291	APEX POINTS	PURI	33 kV			17012AP01	TRF-1	METERED	FUNCTIONAL	01.04.2023	MIXED	NA	NA	NA	OPT01853	1	72.74754				
B.292	APEX POINTS	PURI	33 kV			17012AP02	TRF-2	METERED	FUNCTIONAL	01.04.2023	MIXED	NA	NA	NA	OPT01854	1	74.39783				
B.293	APEX POINTS	PURI	33 kV			17012AP01	TRF-1	METERED	FUNCTIONAL	01.04.2023	MIXED	NA	NA	NA	OPT02125	1	3.959838				
B.294	APEX POINTS	PURI	33 kV			17012AP02	TRF-2	METERED	FUNCTIONAL	01.04.2023	MIXED	NA	NA	NA	OPT02126	1	3.955933				
B.295	APEX POINTS	PURI	33 kV			17012AP03	TRF-3	METERED	FUNCTIONAL	01.04.2023	MIXED	NA	NA	NA	OPT02127	1	70.995622				
B.296	STATION CONS	PURI	0.4 kV			17012STN01	STATION CONSUMP	METERED	FUNCTIONAL	01.04.2023	MIXED	NA	NA	NA	LNT21232	40		0.160593			
B.297	APEX POINTS	RAIRAKHOL	33 kV			17032401	BAMUR	METERED	FUNCTIONAL	01.04.2023	MIXED	NA	NA	NA	OPT01755	1	15.402866				
B.298	APEX POINTS	RAJNAGAR	33 kV			17061AP01	TRF-1	METERED	FUNCTIONAL	01.04.2023	MIXED	NA	NA	NA	OPT02243	1	18.553457				
B.299	APEX POINTS	RAJNAGAR	33 kV			17061AP02	TRF-2	METERED	FUNCTIONAL	01.04.2023	MIXED	NA	NA	NA	OPT02245	1	18.602337				
B.300	STATION CONS	RAJNAGAR	0.4 kV			17061STN01	STATION CONSUMP	METERED	FUNCTIONAL	01.04.2023	MIXED	NA	NA	NA	T2500300	1		0.049381			
B.301	STATION CONS	RAJNAGAR	0.4 kV			17061STN02	STATION CONSUMP	METERED	FUNCTIONAL	01.04.2023	MIXED	NA	NA	NA	TC2500005	1		0.015902			
B.302	STATION CONS	RAJNAGAR	0.4 kV			17061STN01	STATION CONSUMP	METERED	FUNCTIONAL	01.04.2023	MIXED	NA	NA	NA	TC2500300	1		0.029976			
B.303	APEX POINTS	RANSINGHPUR	33 kV			17003AP02	TRF-2	METERED	FUNCTIONAL	01.04.2023	MIXED	NA	NA	NA	APM03735	1	31.88826				
B.304	APEX POINTS	RANSINGHPUR	33 kV			17003AP01	TRF-1	METERED	FUNCTIONAL	01.04.2023	MIXED	NA	NA	NA	APM03771	1	15.065553				
B.305	APEX POINTS	RANSINGHPUR	33 kV			17003AP03	TRF-3	METERED	FUNCTIONAL	01.04.2023	MIXED	NA	NA	NA	APM12636	1	162.408643				
B.306	APEX POINTS	RANSINGHPUR	33 kV			17003AP01	TRF-1	METERED	FUNCTIONAL	01.04.2023	MIXED	NA	NA	NA	OPT00686	1	145.824594				
B.307	APEX POINTS	RANSINGHPUR	33 kV			17003AP02	TRF-2	METERED	FUNCTIONAL	01.04.2023	MIXED	NA	NA	NA	OPT00853	1	129.284165				
B.308	STATION CONS	RANSINGHPUR	0.4 kV			17003STN01	STATION CONSUMP	METERED	FUNCTIONAL	01.04.2023	MIXED	NA	NA	NA	LNT21041	40		0.08719			
B.309	APEX POINTS	RENGALI	0.4 kV			17028STN02	PGCIL STN.TERTIAI	METERED	FUNCTIONAL	01.04.2023	MIXED	NA	NA	NA	ER1020-A	1	0.434629				
B.310	APEX POINTS	RENGALI	33 kV			17028AP01	TRF-1	METERED	FUNCTIONAL	01.04.2023	MIXED	NA	NA	NA	OPT00452	1	35.430497				
B.311	APEX POINTS	RENGALI	33 kV			17028AP02	TRF-2	METERED	FUNCTIONAL	01.04.2023	MIXED	NA	NA	NA	OPT00651	1	33.319722				
B.312	APEX POINTS	RENGALI	33 kV			17028AP01	TRF-1	METERED	FUNCTIONAL	01.04.2023	MIXED	NA	NA	NA	OPT00712	1	3.846545				
B.313	APEX POINTS	RENGALI	33 kV			17028AP02	TRF-2	METERED	FUNCTIONAL	01.04.2023	MIXED	NA	NA	NA	OPT00718	1	3.679806				
B.314	APEX POINTS	RENGALI	33 kV			17028409	BUDHAPAL	METERED	FUNCTIONAL	01.04.2023	MIXED	NA	NA	NA	OPT01916	1		8.001784			
B.315	STATION CONS	RENGALI	0.4 kV			17028STN01	STATION CONSUMP	METERED	FUNCTIONAL	01.04.2023	MIXED	NA	NA	NA	CSC18346	250		0.092769			
B.316	APEX POINTS	SALIPUR	132 kV			17021701	OCL FDR	METERED	FUNCTIONAL	01.04.2023	MIXED	NA	NA	NA	APM02275	1	38.72289				
B.317	APEX POINTS	SALIPUR	33 kV			17021AP02	TRF-2	METERED	FUNCTIONAL	01.04.2023	MIXED	NA	NA	NA	OPT01870	1	52.224257				
B.318	APEX POINTS	SALIPUR	33 kV			17021AP02	TRF-2	METERED	FUNCTIONAL	01.04.2023	MIXED	NA	NA	NA	OPT01871	1	4.875849				
B.319	APEX POINTS	SALIPUR	33 kV			17021AP01	TRF-1	METERED	FUNCTIONAL	01.04.2023	MIXED	NA	NA	NA	OPT01872	1	4.217774				
B.320	APEX POINTS	SALIPUR	33 kV			17021AP01	TRF-1	METERED	FUNCTIONAL	01.04.2023	MIXED	NA	NA	NA	OPT02171	1	20.957561				
B.321	APEX POINTS	SALIPUR	33 kV			17021AP01	TRF-1	METERED	FUNCTIONAL	01.04.2023	MIXED	NA	NA	NA	OPT02297	1	61.068244				
B.322	APEX POINTS	SALIPUR	33 kV			17021AP03	TRF-3	METERED	FUNCTIONAL	01.04.2023	MIXED	NA	NA	NA	OPT02298	1	77.568866				
B.323	STATION CONS	SALIPUR	0.4 kV			17021STN01	STATION CONSUMP	METERED	FUNCTIONAL	01.04.2023	MIXED	NA	NA	NA	CSC14969	1		0.087916			
B.324	APEX POINTS	SAMAGHARA	33 kV			17014AP01	TRF-1	METERED	FUNCTIONAL	01.04.2023	MIXED	NA	NA	NA	OPT00659	1	23.835634				
B.325	APEX POINTS	SAMAGHARA	33 kV			17014AP02	TRF-2	METERED	FUNCTIONAL	01.04.2023	MIXED	NA	NA	NA	OPT00739	1	28.362785				
B.326	APEX POINTS	SAMAGHARA	33 kV			17014AP01	TRF-1	METERED	FUNCTIONAL	01.04.2023	MIXED	NA	NA	NA	OPT00784	1	4.338548				
B.327	APEX POINTS	SAMAGHARA	132 kV			17014701	MALATIPATAPUR(R	METERED	FUNCTIONAL	01.04.2023	MIXED	NA	NA	NA	OPT02016	1	18.042551				
B.328	STATION CONS	SAMAGHARA	0.4 kV			17014STN01	STATION CONSUMP	METERED	FUNCTIONAL	01.04.2023	MIXED	NA	NA	NA	621256	40		0.088628			
B.329	STATION CONS	SAMAGHARA	0.4 kV			17014STN02	STATION CONSUMP	METERED	FUNCTIONAL	01.04.2023	MIXED	NA	NA	NA	621260	40		0.079634			
B.330	APEX POINTS	SHAMUKA	33 kV			17013AP02	TRF-2	METERED	FUNCTIONAL	01.04.2023	MIXED	NA	NA	NA	OPT00444	1	62.31061				
B.331	APEX POINTS	SHAMUKA	33 kV			17013AP01	TRF-1	METERED	FUNCTIONAL	01.04.2023	MIXED	NA	NA	NA	OPT00708	1	62.50198				
B.332	APEX POINTS	SHAMUKA	33 kV			17013AP01	TRF-1	METERED	FUNCTIONAL	01.04.2023	MIXED	NA	NA	NA	OPT00835	1	11.69562				
B.333	APEX POINTS	SHAMUKA	33 kV			17013AP02	TRF-2	METERED	FUNCTIONAL	01.04.2023	MIXED	NA	NA	NA	OPT00846	1	5.39857				
B.334	APEX POINTS	SHAMUKA	33 kV			17013AP02	TRF-2	METERED	FUNCTIONAL	01.04.2023	MIXED	NA	NA	NA	OPT00856	1	7.36602				
B.335	STATION CONS	SHAMUKA	0.4 kV			17013STN02	STATION CONSUMP	METERED	FUNCTIONAL	01.04.2023	MIXED	NA	NA	NA	FED02053	4		0.024065			
B.336	STATION CONS	SHAMUKA	0.4 kV			17013STN01	STATION CONSUMP	METERED	FUNCTIONAL	01.04.2023	MIXED	NA	NA	NA	TC2500218	1		0.062052			
B.337	APEX POINTS	TIRTOL	33 kV			17046AP02	TRF-2	METERED	FUNCTIONAL	01.04.2023	MIXED	NA	NA	NA	OPT01467	1	53.01597				
B.338	APEX POINTS	TIRTOL	33 kV			17046AP02	TRF-2	METERED	FUNCTIONAL	01.04.2023	MIXED	NA	NA	NA	OPT01468	1	4.45987				
B.339	APEX POINTS	TIRTOL	33 kV			17046AP01	TRF-1	METERED	FUNCTIONAL	01.04.2023	MIXED	NA	NA	NA	OPT01813	1	51.31491				
B.340	APEX POINTS	TIRTOL	33 kV			17046AP01	TRF-1	METERED	FUNCTIONAL	01.04.2023	MIXED	NA	NA	NA	OPT01814	1	4.24895				
B.341	STATION CONS	TIRTOL	0.4 kV			17046STN02	STATION CONSUMP	METERED	FUNCTIONAL	01.04.2023	MIXED	NA	NA	NA	CESO0991	40		0.011364			
B.342	STATION CONS	TIRTOL	0.4 kV			17046STN01	STATION CONSUMP	METERED	FUNCTIONAL	01.04.2023	MIXED	NA	NA	NA	CESO0996	40		0.079584			
B.343	APEX POINTS	TS ALLOYS	132 kV			17058701	RAWMET FDR	METERED	FUNCTIONAL	01.04.2023	MIXED	NA	NA	NA	APM03523	1	173.772369				
B.344	APEX POINTS	TTPS	33 kV			17059AP01	NTPC-TTPS	METERED	FUNCTIONAL	01.04.2023	MIXED	NA	NA	NA	OPT02282	1	1.523119				
B.345	APEX POINTS	TTPS	33 kV			17059AP02	NTPC-TTPS	METERED	FUNCTIONAL	01.04.2023	MIXED	NA	NA	NA	OPT02284	1	1.138178				
B.346	APEX POINTS	TTPS	132 kV			17059701	NTPC-TTPS	METERED	FUNCTIONAL	01.04.2023	MIXED	NA	NA	NA	OPT02286	1	4.10373				
B.347	APEX POINTS	TTPS	132 kV			17059702	NTPC-TTPS	METERED	FUNCTIONAL	01.04.2023	MIXED	NA	NA	NA	OPT02288	1	1.040519				
B.348	APEX POINTS	TTPS	33 kV			17059AP01	NTPC-TTPS	METERED	FUNCTIONAL	01.04.2023	MIXED	NA	NA	NA	OPT02282	1	9.132845				
B.349	STATION CONS	UNIT-8 GIS 1 & 2	0.4 kV			17043STN01	STATION CONSUMP	METERED	FUNCTIONAL	01.04.2023	MIXED	NA	NA	NA	RCUD4563	1		0.092128			
B.350	APEX POINTS	UNIT-8 GIS GRID	33 kV			17043AP02	TRF-2	METERED	FUNCTIONAL	01.04.2023	MIXED	NA	NA	NA	OPT01499	1	60.090339				
B.351	APEX POINTS	UNIT-8 GIS GRID	33 kV			17043AP01	TRF-1	METERED	FUNCTIONAL	01.04.2023	MIXED	NA	NA	NA	OPT02074	1	87.934923				
B.352	ADJUSTMENT																6.44				
B.353	OPEN ACCESS-ARATI STEEL, GHANTIKHAL																3.29	5.14			
B.354	OPEN ACCESS-TATA STEEL MINING LTD,ATHGARAH																22.94	173.77			
B.355	OPEN ACCESS-JSPL, ANGUL FROM GMR KAMALANGA																85.23	283.39			
B.356	OPEN ACCESS-PPL PARADEEP																31.69	33.41			
B.357	OPEN ACCESS-OCL TANGI																17.42	53.98			
B.358	OPEN ACCESS-KAPILAS CEMENT WORKS																3.16	0.00			
B.359	OPEN ACCESS-SHREE CEMENT																13.68	14.07			
B.360	OPEN ACCESS-RUNGTA MINES																46.11	94.81			
B.361	OPEN ACCESS-BRG																25.47	27.91			
B.362	EXPORT TO SOLAR FOR OWN CONSUMPTION																	0.03			
B.363	EXPORT TO OTHER DISCOMS																	3.10			

B.364	IMPORT FROM OTHER DISCOM																0.16				
B.365	IMPORT FROM HYDRO PROJECTS																0.09				
B.366																					
B.367																					
B.368																					
B.369																					
B.370																					
B.371																					
B.372																					
B.373																					
B.374																					
B.375																					
B.376																					
B.377																					
B.378																					
B.379																					
B.380																					
B.381																					
B.382																					
B.383																					
B.384																					
B.385																					
B.386																					
B.387																					
B.388																					
B.389																					
B.390																					
B.391																					
B.392																					
B.393																					
B.394																					
B.395																					
B.396																					
B.397																					
B.398																					
B.399																					
B.400																					
B.401																					
B.402																					
B.403																					
B.404																					
B.405																					
B.406																					
B.407																					
B.408																					
B.409																					
B.410																					
B.411																					
B.412																					
B.413																					
B.414																					
B.415																					
B.416																					
B.417																					
B.418																					
B.419																					
B.420																					
B.421																					
B.422																					
B.423																					
B.424																					
B.425																					
B.426																					
B.427																					
B.428																					
B.429																					
B.430																					
B.431																					
B.432																					
B.433																					
B.434																					
B.435																					
B.436																					
B.437																					
B.438																					
B.439																					
B.440																					
B.441																					
B.442																					
B.443																					
B.444																					
B.445																					
B.446																					
B.447																					
B.448																					
B.449																					
B.450																					
B.451																					
B.452																					
B.453																					
B.454																					
B.455																					
B.456																					
B.457																					
B.458																					
B.459																					
B.460																					
B.461																					
B.462																					

8.13369																						
8.13370																						
8.13371																						
8.13372																						
8.13373																						
8.13374																						
8.13375																						
8.13376																						
8.13377																						
8.13378																						
8.13379																						
8.13380																						
8.13381																						
8.13382																						
8.13383																						
8.13384																						
8.13385																						
8.13386																						
8.13387																						
8.13388																						
8.13389																						
8.13390																						
8.13391																						
8.13392																						
8.13393																						
8.13394																						
8.13395																						
8.13396																						
8.13397																						
8.13398																						
8.13399																						
8.13400																						
8.13401	Total (MU)																	10704.50	801.54			
8.13402	Net input energy at DISCOM periphery (MU)																			9902.97		

Color code			Parameter
			Please enter voltage level or leave blank
			Please enter feeder id and name or leave blank
			Enter meter no or leave blank
			Enter CT/PT ratio or leave blank
0			Please enter numeric value or 0
			Please select yes or no from list
			Formula protected

I/We undertake that the information supplied in this Document and Pro-forma is accurate to the best of my knowledge and if any of the information supplied is found to be incorrect and such information result into loss to the Central Government or State Government or any of the authority under them or any other person affected, I/we undertake to indemnify such loss.

Authorised Signatory and Seal

Name of Authorised Signatory
Name of the DISCOM:
Full Address:-

Seal

Central Odisha Distribution Limited
Bhubaneswar
TP

Signature
Name of Energy Manager*:
Registration Number:

SHANKARSHAN PANIGRAHI
Certified Energy Manager
Regd. No : EA-27961, TPCODL

B. Embedded Generation in DISCOM Area

S.No	Name of Generation Station	Generation Capacity (In MW)	Tytpe of Station (Generation Based-Solid/Liquid/Gas/Renewable/Others)	Type of Contract	Type of Grid	Voltage Level (KVA)	Circle Load (MW)	Received at Circle (KVA)	Received at Circle (In MU)	Division Level Load (MW)	Received at Division Level (KVA)	Received at Division Level (In MU)	Sub-Division Level Load (MW)	Received at Sub-Division Level (KVA)	Received at Sub-Division Level (In MU)	Remarks (Source of data)
1	PRASANTA KUMAR MOHANTY	0.003	Renewable- Roof Top Solar												0.00438	
2	AKRURA CH BHUYAN.	0.004	Renewable- Roof Top Solar												0.00584	
3	B N PANDA.	0.005	Renewable- Roof Top Solar												0.0073	
4	Mrs. SANJITA RATH	0.01	Renewable- Roof Top Solar												0.0146	
5	M/S GARRISON ENGINEER	1	Renewable- Roof Top Solar												1.46	
6	BIKASH GASES	0.003	Renewable- Roof Top Solar												0.00438	
7	Executive Engineer Talche	0.01	Renewable- Roof Top Solar												0.0146	
8	SMT. MAMATA ROUT	0.003	Renewable- Roof Top Solar												0.00438	
9	M/S CENTUARY FIBRE PLA	0.216	Renewable- Roof Top Solar												0.31536	
10	M/S INDIAN OIL CORPN.LT	0.11	Renewable- Roof Top Solar												0.1606	
11	Asst. Manager WATCO	0.01	Renewable- Roof Top Solar												0.0146	
12	THE NATIONAL SMALL IND	0.07	Renewable- Roof Top Solar												0.1022	
13	SHAKTI PACK PVT LTD.	0.1	Renewable- Roof Top Solar												0.146	
14	RAMESH CH. SAHANI.	0.00478	Renewable- Roof Top Solar												0.0069788	
15	JBSS GLASS PVT.LTD	0.01	Renewable- Roof Top Solar												0.0146	
16	GURDWARA GURU NANAK	0.015	Renewable- Roof Top Solar												0.0219	
17	ANTARYAMI PANDA	0.004	Renewable- Roof Top Solar												0.00584	
18	DR. DEEPAK GARNAIK	0.0016	Renewable- Roof Top Solar												0.002336	
19	PRITAM PATNAIK	0.005	Renewable- Roof Top Solar												0.0073	
20	AJIT SINGH.	0.008	Renewable- Roof Top Solar												0.01168	
21	BHUPENDRA POONIA.	0.005	Renewable- Roof Top Solar												0.0073	
22	N.B.DHAL, I.A.S.	0.005	Renewable- Roof Top Solar												0.0073	
23	M NAYAK.	0.0027	Renewable- Roof Top Solar												0.003942	
24	N C MOHAPATRA.	0.003	Renewable- Roof Top Solar												0.00438	
25	Smt. KALPANA ACHARYA	0.003	Renewable- Roof Top Solar												0.00438	
26	Smt. PUSPALATA PANDA	0.01	Renewable- Roof Top Solar												0.0146	
27	MURALI DHAR NAYAK.	0.002	Renewable- Roof Top Solar												0.00292	
28	M/S Swadesh Business sol	0.03	Renewable- Roof Top Solar												0.0438	
29	THE DEAN ORISSA VETERA	0.141	Renewable- Roof Top Solar												0.20586	
30	M/S MAA MANGALA FLOU	0.2	Renewable- Roof Top Solar												0.292	
31	FIRE DIVISION	0.0015	Renewable- Roof Top Solar												0.00219	
32	M/S CHILIKA FISHNET PVT	0.08	Renewable- Roof Top Solar												0.1168	
33	HON'Y SECRETARY,BHARA	0.05	Renewable- Roof Top Solar												0.073	
34	MR. DEVESH KUMAR SINH	0.025	Renewable- Roof Top Solar												0.0365	
35	PROJECT ENGINEER,OCC L	0.05	Renewable- Roof Top Solar												0.073	
36	BIBHU PRASANA DAS	0.005	Renewable- Roof Top Solar												0.0073	
37	XIM UNIVERSITY	0.108	Renewable- Roof Top Solar												0.15768	
38	OFFICER-IN-CHARGE.FIRE	0.003	Renewable- Roof Top Solar												0.00438	
39	RAMAKRISHNA MISSIONRI	0.0099	Renewable- Roof Top Solar												0.014454	
40	INDIAN OIL CORPORATION	0.005	Renewable- Roof Top Solar												0.0073	
41	UDAYANATH(AUTO)COLLEG	0.15	Renewable- Roof Top Solar												0.219	
42	DWARKESH FUEL (P) LTDB	0.184	Renewable- Roof Top Solar												0.26864	
43	NARAHARI MISHRA	0.00267	Renewable- Roof Top Solar												0.0038982	
44	Managing Director Odisha State Co-Operative Spinning Mills Federation	0.05	Renewable- Roof Top Solar												0.073	
45	KHIROD CH RAYMOHAPAT	0.004	Renewable- Roof Top Solar												0.00584	
46	MANENDRA KUMAR MISH	0.003	Renewable- Roof Top Solar												0.00438	
47	MUKTIKANTA MISHRA	0.0035	Renewable- Roof Top Solar												0.00511	
48	HAREN KU MITRA	0.003	Renewable- Roof Top Solar												0.00438	
49	FAKIR MONAH ROUT	0.003	Renewable- Roof Top Solar												0.00438	
50	BIRANCHI NARAYAN MOH	0.003	Renewable- Roof Top Solar												0.00438	
51	THE ADMINISTRATOR, SHR	0.12	Renewable- Roof Top Solar												0.1752	
52	SMT SAUDAMINI SATAPAT	0.003	Renewable- Roof Top Solar												0.00438	
53	PRASANTA KUMAR UPADH	0.003	Renewable- Roof Top Solar												0.00438	
54	SRINIBAS SAHOO.	0.005	Renewable- Roof Top Solar												0.0073	
55	Mahesh Kumar Agrawal	0.015	Renewable- Roof Top Solar												0.0219	
56	BIJOY KUMAR SAHOO	0.003	Renewable- Roof Top Solar												0.00438	
57	BHUBANESWAR PRADHAN	0.002	Renewable- Roof Top Solar												0.00292	
58	SMT S MISHRA	0.002	Renewable- Roof Top Solar												0.00292	
59	BHARAT CH PADHI	0.002	Renewable- Roof Top Solar												0.00292	
60	RAMANATH PRAHARAJ (3(	0.005	Renewable- Roof Top Solar												0.0073	
61	SMITANJALI PRDHAN.	0.005	Renewable- Roof Top Solar												0.0073	
62	RABINDRA KU. PANI.	0.005	Renewable- Roof Top Solar												0.0073	
63	ANUSAYA DAS	0.00267	Renewable- Roof Top Solar												0.0038982	
64	BHIKARI CH SETHY	0.005	Renewable- Roof Top Solar												0.0073	
65	Mr. GIRIJA PRASAD MISHR	0.0035	Renewable- Roof Top Solar												0.00511	
66	AVASH KUMAR KANUNGO	0.003	Renewable- Roof Top Solar												0.00438	
67	M/S DARK DAZZLE	0.015	Renewable- Roof Top Solar												0.0219	
68	DEEPANWITA PANDA	0.001	Renewable- Roof Top Solar												0.00146	
69	SURENDRA KU. SAHOO.	0.0035	Renewable- Roof Top Solar												0.00511	
70	GITANJALI SINGH.	0.003	Renewable- Roof Top Solar												0.00438	
71	SIRAJ KHAN (3Q).	0.003	Renewable- Roof Top Solar												0.00438	
72	PATITA PABAN SAHU.	0.003	Renewable- Roof Top Solar												0.00438	
73	HIMANSU BHUSAN PARIDA	0.005	Renewable- Roof Top Solar												0.0073	
74	SMT SHYAMATI UDGATA.	0.003	Renewable- Roof Top Solar												0.00438	
75	SAROJINI MOHANTY.	0.005	Renewable- Roof Top Solar												0.0073	
76	GAGANBIHARI PATTANIK.	0.003	Renewable- Roof Top Solar												0.00438	
77	SURENDRA PRASAD PAND	0.006	Renewable- Roof Top Solar												0.00876	
78	PRAVAMAYEE SAMANTAR	0.005	Renewable- Roof Top Solar												0.0073	

79	SURYANARAYAN KAR.	0.004	Renewable- Roof Top Solar											0.00584	
80	JAGADISH PRASAD MISHRA	0.003	Renewable- Roof Top Solar											0.00438	
81	SMT M MAHASUSAR.	0.005	Renewable- Roof Top Solar											0.0073	
82	CHINARI SIBAJI SUBUDHI.	0.003	Renewable- Roof Top Solar											0.00438	
83	NARAHARI DAS.	0.003	Renewable- Roof Top Solar											0.00438	
84	LAXMIDHAR SAHOO.	0.003	Renewable- Roof Top Solar											0.00438	
85	LIFE STYLE GREEN RESIDEN	0.003	Renewable- Roof Top Solar											0.00438	
86	LIFE STYLE GREEN RESIDEN	0.003	Renewable- Roof Top Solar											0.00438	
87	SILIMA NANDA.	0.003	Renewable- Roof Top Solar											0.00438	
88	BHARATI PANDA.	0.003	Renewable- Roof Top Solar											0.00438	
89	U.K.SATHPATHY..	0.0066	Renewable- Roof Top Solar											0.009636	
90	RANJITA DAS.	0.005	Renewable- Roof Top Solar											0.0073	
91	GENERAL SECRETARY,BAN	0.01	Renewable- Roof Top Solar											0.0146	
92	SANTIPRIYA PANDA.	0.0045	Renewable- Roof Top Solar											0.00657	
93	SUDHANSU KUMAR BEHER	0.00202	Renewable- Roof Top Solar											0.0029492	
94	P.K.PADHI.	0.003	Renewable- Roof Top Solar											0.00438	
95	BRUNDABAN PUHAN.	0.002	Renewable- Roof Top Solar											0.00292	
96	SRI RABINDRA NARAYAN S	0.006	Renewable- Roof Top Solar											0.00876	
97	Mr. SANJAYA SWAIN	0.003	Renewable- Roof Top Solar											0.00438	
98	M/S Jagannath Promoters&	0.02	Renewable- Roof Top Solar											0.0292	
99	BISWARANJAN PATTANAIK	0.005	Renewable- Roof Top Solar											0.0073	
100	DEEPAK GARNAIK	0.0032	Renewable- Roof Top Solar											0.004672	
101	JURINATH TRIPATHY	0.0035	Renewable- Roof Top Solar											0.00511	
102	CHIRANJEEV G. MOHAPAT	0.003	Renewable- Roof Top Solar											0.00438	
103	SUBASH CHANDRA SAHOO	0.003	Renewable- Roof Top Solar											0.00438	
104	Mr. BIKRAM KESHARI RAU	0.003	Renewable- Roof Top Solar											0.00438	
105	Honorable Executive Offic	0.01	Renewable- Roof Top Solar											0.0146	
106	PRADEEP KU.PANDA	0.003	Renewable- Roof Top Solar											0.00438	
107	Shri Subhash Chandra Bhu	0.048	Renewable- Roof Top Solar											0.07008	
108	M/S COSTAL OIL INSTALAT	0.07	Renewable- Roof Top Solar											0.1022	
109	MEDICURE HOSPITAL	0.015	Renewable- Roof Top Solar											0.0219	
110	MS SKILL DEVELOPMENT I	0.4	Renewable- Roof Top Solar											0.584	
111	M/S SUBHALAXMI AGENCI	0.06	Renewable- Roof Top Solar											0.0876	
112	STATION OFFICER,	0.014	Renewable- Roof Top Solar											0.02044	
113	JAYASHREE MISHRA	0.005	Renewable- Roof Top Solar											0.0073	
114	Mr. ANIL RAUTRAY	0.005	Renewable- Roof Top Solar											0.0073	
115	Mr. SUNIL KUMAR SAHOO	0.003	Renewable- Roof Top Solar											0.00438	
116	Mr. AJIT KUMAR PATTNAI	0.005	Renewable- Roof Top Solar											0.0073	
117	Mr. RAHUL SWAIN	0.007	Renewable- Roof Top Solar											0.01022	
118	Shri Manoj Kumar Dash	0.005	Renewable- Roof Top Solar											0.0073	
119	Mr. PRADIPTA KUMAR JEN	0.005	Renewable- Roof Top Solar											0.0073	
120	RATIKANTA PANDA.	0.003	Renewable- Roof Top Solar											0.00438	
121	JANMEJAYA NAYAK.	0.005	Renewable- Roof Top Solar											0.0073	
122	NIRANJAN SWAIN.	0.003	Renewable- Roof Top Solar											0.00438	
123	KABITA PARIDA.	0.002	Renewable- Roof Top Solar											0.00292	
124	BRAJA KISHORE DAS.	0.003	Renewable- Roof Top Solar											0.00438	
125	SRIMANTA KUMAR GHOSE	0.003	Renewable- Roof Top Solar											0.00438	
126	Mr. INDRAJIT MOHANTY	0.01	Renewable- Roof Top Solar											0.0146	
127	Mr. BISWARANJAN MISHR	0.0025	Renewable- Roof Top Solar											0.00365	
128	DR. NIBEDITA DAS.	0.007	Renewable- Roof Top Solar											0.01022	
129	PRADIPTA KUMAR CHHOT	0.003	Renewable- Roof Top Solar											0.00438	
130	SUBASH NANDA.	0.005	Renewable- Roof Top Solar											0.0073	
131	Mr. JIGAR BADAL RATHOR	0.00429	Renewable- Roof Top Solar											0.0062634	
132	ASHOK KUMAR MOHANTY	0.003	Renewable- Roof Top Solar											0.00438	
133	SANGRAM KESHARI PRADH	0.003	Renewable- Roof Top Solar											0.00438	
134	IPSITA PARUA.	0.005	Renewable- Roof Top Solar											0.0073	
135	DEBASISH BISWAL.	0.004	Renewable- Roof Top Solar											0.00584	
136	MAGUNI CH.LENKA (3Q).	0.005	Renewable- Roof Top Solar											0.0073	
137	DR.MURALIDHARA.	0.003	Renewable- Roof Top Solar											0.00438	
138	AKHOLA KU.SWAR (3Q).	0.005	Renewable- Roof Top Solar											0.0073	
139	SMT PALABIN PADHI.	0.005	Renewable- Roof Top Solar											0.0073	
140	SMT ANUPAMA BISWAL.	0.003	Renewable- Roof Top Solar											0.00438	
141	Mr. SIDDHARTH SANKAR M	0.002	Renewable- Roof Top Solar											0.00292	
142	MAHESHWAR SAHU	0.003	Renewable- Roof Top Solar											0.00438	
143	Smt M BEHERA.	0.003	Renewable- Roof Top Solar											0.00438	
144	PRASANTA KUMAR TRIPAT	0.004	Renewable- Roof Top Solar											0.00584	
145	Mrs. SUSAMA JENA	0.003	Renewable- Roof Top Solar											0.00438	
146	MD. NAYIMUDIN KHAN.	0.003	Renewable- Roof Top Solar											0.00438	
147	ARATI JENA.	0.003	Renewable- Roof Top Solar											0.00438	
148	GYANENDRA KU PANDA.	0.005	Renewable- Roof Top Solar											0.0073	
149	ANIL KUMAR GIRI.	0.003	Renewable- Roof Top Solar											0.00438	
150	BRAHMANANDA MALLICK.	0.006	Renewable- Roof Top Solar											0.00876	
151	JYOTIRMAYEE DASH.	0.002	Renewable- Roof Top Solar											0.00292	
152	SUBASH CHANDRA BARIK.	0.01	Renewable- Roof Top Solar											0.0146	
153	ARNAPURNA MISHRA.	0.008	Renewable- Roof Top Solar											0.01168	
154	Mr. FAISAL KHAN	0.003	Renewable- Roof Top Solar											0.00438	
155	K.BHAJANGO RAO..	0.005	Renewable- Roof Top Solar											0.0073	
156	SRI B.K.PATTNAIAK..	0.003	Renewable- Roof Top Solar											0.00438	
157	Smt SUSAMA MISHRA.	0.003	Renewable- Roof Top Solar											0.00438	
158	BHASKAR JYOTI SARMA, I.A	0.006	Renewable- Roof Top Solar											0.00876	
159	SOMENDRA KUMAR MOHA	0.0066	Renewable- Roof Top Solar											0.009636	
160	EXECUTIVE OFFICER HIND	0.01	Renewable- Roof Top Solar											0.0146	
161	M/S Indian Oil Corp. Ltd.	0.004	Renewable- Roof Top Solar											0.00584	
162	INDIAN OIL CORPORATION	0.004	Renewable- Roof Top Solar											0.00584	
163	ANIL KUMAR GIRI.	0.005	Renewable- Roof Top Solar											0.0073	
164	JITENDRA MOHAN SAHOO	0.005	Renewable- Roof Top Solar											0.0073	

165	CHIF OPERATION MANAGE	0.002	Renewable- Roof Top Solar												0.00292	
166	BADSHA KHAN	0.003015	Renewable- Roof Top Solar												0.0044019	
167	MAHAJA BEEN KHANAM	0.003	Renewable- Roof Top Solar												0.00438	
168	GANESH PR LENKA	0.003	Renewable- Roof Top Solar												0.00438	
169	B D NAYAK.	0.003	Renewable- Roof Top Solar												0.00438	
170	RAMAKANTA SATAPATHY	0.003	Renewable- Roof Top Solar												0.00438	
171	DILLIP KUMAR PANIGRAHI	0.003	Renewable- Roof Top Solar												0.00438	
172	FIRE OFFICER,HINDOL	0.001	Renewable- Roof Top Solar												0.00146	
173	BIBHUTI BHUSAN SATAPAT	0.005	Renewable- Roof Top Solar												0.0073	
174	SURAJ KUMAR PARIDA	0.003	Renewable- Roof Top Solar												0.00438	
175	Executive Officer, NAC, Da	0.01	Renewable- Roof Top Solar												0.0146	
176	Company Sithalo(Niali) Pip	0.004	Renewable- Roof Top Solar												0.00584	
177	S C RAY.	0.002	Renewable- Roof Top Solar												0.00292	
178	JANARDAN KAR.	0.003	Renewable- Roof Top Solar												0.00438	
179	DGM IOCL PRRPL/PROJECT	0.004	Renewable- Roof Top Solar												0.00584	
180	CHIEF OPERATION MANAG	0.002	Renewable- Roof Top Solar												0.00292	
181	FIRSTATION OFFICER RAJN	0.009	Renewable- Roof Top Solar												0.01314	
182	FIRSTATION BUILDING	0.008	Renewable- Roof Top Solar												0.01168	
183	BENIMADHABA DAS	0.01	Renewable- Roof Top Solar												0.0146	
184	THE ASST FIRE OFFICERKEN	0.009	Renewable- Roof Top Solar												0.01314	
185	THE DGM, PRRFL BHUBAN	0.009	Renewable- Roof Top Solar												0.01314	
186	THE CONSTRUCTION MAN	0.009	Renewable- Roof Top Solar												0.01314	
187	SRIYA DEBI CHAYANI	0.003	Renewable- Roof Top Solar												0.00438	
188	M/S SANTUKA ASSOCIATES	0.15	Renewable- Roof Top Solar												0.219	
189	M/S NATIONAL ENGINERIN	0.012	Renewable- Roof Top Solar												0.01752	
190	RAJI LAXMI UPADHAYA	0.015	Renewable- Roof Top Solar												0.0219	
191	PRINCIPAL STEWART SCHO	0.05	Renewable- Roof Top Solar												0.073	
192	RAMESH CH.SINGH	0.01	Renewable- Roof Top Solar												0.0146	
193	M/S CHETAN INSTITUTE FO	0.02	Renewable- Roof Top Solar												0.0292	
194	MS PATIL RAIL IINFRA ST. F	0.21	Renewable- Roof Top Solar												0.3066	
195	KOUSHAL KISHORE AGARW	0.0025	Renewable- Roof Top Solar												0.00365	
196	DIRECTOR NATIONAL RESE	0.15	Renewable- Roof Top Solar												0.219	
197	G.M.,P & A ,IPICOL	0.05	Renewable- Roof Top Solar												0.073	
198	ANIL KUMAR NARULA	0.045	Renewable- Roof Top Solar												0.0657	
199	AMBIKARANI SAHU	0.003	Renewable- Roof Top Solar												0.00438	
200	SUBHASINI SAHU	0.003	Renewable- Roof Top Solar												0.00438	
201	DIRECTOR OF BASIC SCIEN	0.04	Renewable- Roof Top Solar												0.0584	
202	JALASAMPAD BHAWAN,PL	0.08	Renewable- Roof Top Solar												0.1168	

(Details of Consumers)						
Summary of Energy						
Period From 1st January 2023 To 31st March 2023						
S.No	Type of Consumers	Category of Consumers (EHT/HT/LT/Others)	Voltage Level (In Voltage)	No of Consumers	Total Consumption (In MU)	Remarks (Source of data)
1	Bulk Supply - Domestic	HT	11	94	23.42157234	
2	Bulk Supply - Domestic	HT	33	19	26.60905342	
3	Bulk Supply - Domestic	LT	0.23	1	0.036796198	
4	Bulk Supply - Domestic	LT	0.415	48	0.595610511	
5	Bulk Supply - Domestic	LT	11	711	12.73195229	
6	Bulk Supply - Domestic	LT	33	3	0.927707649	
7	Kutir Jyoti <= 30 Units/month	LT	0.23	27343	0.145338	
8	Domestic Others	HT	0.23	1	0.059336	
9	Domestic Others	LT	0.23	2688870	2935.870297	
10	Domestic Others	LT	0.415	48676	229.216624	
11	Emergency Supply to CGP (kWh)	EHT	132	6	6.8750589	
12	Emergency Supply to CGP (kWh)	EHT	220	1	34.57050103	
13	General Purpose	EHT	132	4	150.8504092	
14	Heavy Industry	EHT	132	1	193.9409103	
15	Heavy Industry	EHT	220	2	263.0960357	
16	Large Industry	EHT	132	7	149.4793376	
17	Large Industry	EHT	220	1	18.44482014	
18	Large Industry	EHT	400	1	56.80890088	
19	Power Intensive Industry	EHT	132	3	140.1129151	
20	Railway Traction	EHT	132	12	542.2703011	
21	Allied Agro-Industrial Activities	HT	11	39	24.45598413	
22	Allied Agro-Industrial Activities	HT	33	9	28.8329268	
23	Allied Agro-Industrial Activities	LT	11	40	2.962608222	
24	Allied Agricultural Activities	HT	11	90	22.731334	
25	Allied Agricultural Activities	HT	33	1	0.490338971	
26	Allied Agricultural Activities	LT	11	407	16.46596352	
27	Allied Agricultural Activities	LT	33	1	0.0606765	
28	H.T Industrial (M) Supply	HT	11	46	4.43980996	
29	H.T Industrial (M) Supply	LT	0.415	2	0.294462497	
30	H.T Industrial (M) Supply	LT	11	1570	64.72957793	
31	H.T Industrial (M) Supply	LT	33	10	1.12563721	
32	Irrigation Pumping and Agriculture	LT	11	2199	3.051061306	
33	Large Industry	HT	11	502	218.7967667	
34	Large Industry	HT	33	117	332.6781982	
35	Large Industry	LT	11	1	0.435009474	
36	Large Industry	LT	33	2	0.0214415	
37	Mini Steel Plant	HT	33	1	39.37801309	
38	Power Intensive Industry	HT	33	3	66.83779182	
39	Public Water Works & Sewerage Pumping	HT	11	82	23.77900113	
40	Public Water Works & Sewerage Pumping	HT	33	20	60.84207389	
41	Public Water Works & Sewerage Pumping	LT	0.23	1	0.024312261	
42	Public Water Works & Sewerage Pumping	LT	0.415	4	0.105805197	
43	Public Water Works & Sewerage Pumping	LT	11	3315	54.03948172	
44	General Purpose >70 KVA < 110 KVA	HT	11	40	4.881136869	
45	General Purpose >70 KVA < 110 KVA	LT	0.415	1	0.078549042	
46	General Purpose >70 KVA < 110 KVA	LT	11	580	54.81096734	
47	General Purpose >70 KVA < 110 KVA	LT	33	3	0.527857263	
48	General Purpose >= 110 KVA	HT	11	981	360.9327811	
49	General Purpose >= 110 KVA	HT	33	75	218.1915972	
50	General Purpose >= 110 KVA	LT	11	3	0.88487112	
51	Mega Lift-General Purpose < 110 KVA	LT	11	268	1.266349091	
52	Mega Lift-General Purpose > 110 KVA	HT	11	3	0.102940856	
53	Mega Lift-General Purpose > 110 KVA	HT	33	8	1.452019308	
54	Specified Public Purpose	HT	11	178	64.89777572	
55	Specified Public Purpose	HT	33	13	51.153635	
56	Specified Public Purpose	LT	11	301	12.46083771	
57	Specified Public Purpose	LT	33	4	0.801053995	
58	Allied Agro-Industrial Activities	LT	0.415	48	1.881161	
59	Allied Agricultural Activities	LT	0.23	4545	7.714624	
60	Allied Agricultural Activities	LT	0.415	1695	9.3821153	
61	Electric vehicle through public charging system/sta	LT	0.415	10	0.002827	
62	General Purpose < 110 KVA	HT	0.415	1	0.038624	
63	General Purpose < 110 KVA	HT	11	1	0.138724	

64	General Purpose < 110 KVA	LT	0.23	192311	305.383291	
65	General Purpose < 110 KVA	LT	0.415	24269	304.682015	
66	General Purpose < 110 KVA	LT	11	8077	207.794905	
67	General Purpose < 110 KVA	LT	33	9	0.640408	
68	Large Industry >=110 KVA	LT	0.415	8	2.380417	
69	Irrigation Pumping and Agriculture	LT	0.23	4749	4.325301	
70	Irrigation Pumping and Agriculture	LT	0.415	23556	23.983551	
71	Public Lighting	HT	11	1	0.49965	
72	Public Lighting	LT	0.23	3848	25.418591	
73	Public Lighting	LT	0.415	1819	68.166018	
74	Public Lighting	LT	11	161	3.829354	
75	Public Water Works and Sewerage Pumping <110	LT	0.23	406	2.357563	
76	Public Water Works and Sewerage Pumping <110	LT	0.415	3221	45.85084	
77	Specified Public Purpose	LT	0.23	17563	17.169153	
78	Specified Public Purpose	LT	0.415	2482	18.214755	
79	General Purpose >= 110 KVA	HT	0.415	1	0.999868	
80	General Purpose >= 110 KVA	LT	0.415	31	4.16381	
81	OYT Scheme < 110 KVA	LT	0.23	301	0.178673	
82	OYT Scheme < 110 KVA	LT	0.415	137	0.8191	
83	OYT Scheme < 110 KVA	LT	11	6	0.01344	
84	OYT Scheme < 110 KVA	LT	33	3	0.005571	
85	OYT Scheme < 110 KVA	LT	0.415	1	0.009756	
86	Public Water Works and Sewerage Pumping >=11	LT	0.415	12	2.289679	
87	L.T. Industrial (M) Supply >=22 KVA and <110 KVA	LT	0.415	1292	41.611929	
88	L.T. Industrial (M) Supply >=22 KVA and <110 KVA	LT	11	1	0.365754	
89	L.T. Industrial (S) Supply <22 KVA	LT	0.23	3	0.008769	
90	L.T. Industrial (S) Supply <22 KVA	LT	0.415	7902	30.764307	
91	L.T. Industrial (S) Supply <22 KVA	LT	11	236	1.623429	
			Total	3075430	7657.79	

(Details of Feeder-wise losses)

Period From 1st Apr, 2022 to 31st March, 2023

Sl No.	Zone	Received at Circle (In MU)	Received at Division (In MU)	Received at Sub-division (In MU)	Name of the Station	Feeder Code/ID	Feeder Name	Type of Feeder (Urban/Mixed/Industrial/Agricultural/Rural)	Type of feeder meter (AMI/AMR/Other)	Received at Feeder (Final in MU)	Feeder Consumption (In MU)	Final Net Export at Feeder Level (In MU)	T&D losses	AT&C losses	% Data Received through Automatically (if feeder AMR/AMI)	Remarks
1	TPCODL	CIRCLE-01, BBSR	BCDD-02, BBSR			14002202	11 KV HOUSING BOAI	11 kV	OTHER			8.3578	-2%	1%	0%	
2	TPCODL	CIRCLE-01, BBSR	BCDD-02, BBSR			14005201	11 KV BARAMUNDA H	11 kV	OTHER			10.804	31%	32%	0%	
3	TPCODL	CIRCLE-01, BBSR	BCDD-02, BBSR			14006202	11 KV BHARATPUR BI	11 kV	OTHER			6.31614	44%	45%	0%	
4	TPCODL	CIRCLE-01, BBSR	BCDD-02, BBSR			14008201	11 KV IRC1	11 kV	OTHER			10.9816	46%	47%	0%	
5	TPCODL	CIRCLE-01, BBSR	BCDD-02, BBSR			14009204	11 KV GOPABANDHU	11 kV	OTHER			11.096	-4%	-3%	0%	
6	TPCODL	CIRCLE-01, BBSR	BCDD-01, BBSR			14013209	11 KV RMU6	11 kV	OTHER			1.832	76%	76%	0%	
7	TPCODL	CIRCLE-01, BBSR	BED, BBSR			14019203	11 KV MAUSIMA	11 kV	OTHER			10.527508	76%	76%	0%	
8	TPCODL	CIRCLE-01, BBSR	BED, BBSR			14021203	11 KV KALPANA	11 kV	OTHER			10.490396	9%	11%	0%	
9	TPCODL	CIRCLE-01, BBSR	BED, BBSR			14023202	11 KV TRINATH BAZA	11 kV	OTHER			9.984042	61%	57%	0%	
10	TPCODL	CIRCLE-01, BBSR	BED, BBSR			14026202	11 KV DHAULI	11 kV	OTHER			12.16292	57%	57%	0%	
11	TPCODL	CIRCLE-01, BBSR	BED, BBSR			14026204	11 KV SARDEIPUR	11 kV	OTHER			3.33836	39%	40%	0%	
12	TPCODL	CIRCLE-01, BBSR	BCDD-02, BBSR			14001201	11 KV SRI VIHAR	11 kV	OTHER			9.8	-9%	-10%	0%	
13	TPCODL	CIRCLE-01, BBSR	BCDD-02, BBSR			14006204	11 KV SATELITE	11 kV	OTHER			8.37412	60%	61%	0%	
14	TPCODL	CIRCLE-01, BBSR	BCDD-02, BBSR			14007202	11 KV K5	11 kV	OTHER			18.23288	23%	24%	0%	
15	TPCODL	CIRCLE-01, BBSR	BCDD-02, BBSR			14007207	11 KV VIPUL GARDEN	11 kV	OTHER			2.10052	35%	36%	0%	
16	TPCODL	CIRCLE-01, BBSR	BCDD-01, BBSR			14011202	11 KV UNITI A NAGAF	11 kV	OTHER			5.644	69%	69%	0%	
17	TPCODL	CIRCLE-01, BBSR	BCDD-01, BBSR			14013201	11 KV MADHUSUDHA	11 kV	OTHER			5.011782	66%	66%	0%	
18	TPCODL	CIRCLE-01, BBSR	BCDD-01, BBSR			14017204	11 KV ACHARYA VIHA	11 kV	OTHER			9.022456	50%	47%	0%	
19	TPCODL	CIRCLE-01, BBSR	BED, BBSR			14018203	11 KV BHIMATANGI	11 kV	OTHER			8.655684	16%	17%	0%	
20	TPCODL	CIRCLE-01, BBSR	BED, BBSR			14019206	11 KV BJB NAGAR	11 kV	OTHER			2.965068	0%	3%	0%	
21	TPCODL	CIRCLE-01, BBSR	NED, NIMAPARA			14024201	11 KV BALIPATNA	11 kV	OTHER			7.896256	74%	76%	0%	
22	TPCODL	CIRCLE-01, BBSR	NED, NIMAPARA			14024202	11 KV BUDHIPADA	11 kV	OTHER			15.766296	82%	84%	0%	
23	TPCODL	CIRCLE-01, BBSR	NED, NIMAPARA			14025203	11 KV VAINCHUA	11 kV	OTHER			5.7815	76%	75%	0%	
24	TPCODL	CIRCLE-01, BBSR	NED, NIMAPARA			14031202	11 KV BALI DOKAN	11 kV	OTHER			5.849392	70%	69%	0%	
25	TPCODL	CIRCLE-02, BBSR	KHD,KHURDA			14033206	11 KV MEDICAL	11 kV	OTHER			1.6592	75%	65%	0%	
26	TPCODL	CIRCLE-02, BBSR	KHD,KHURDA			14039204	11 KV MANPUR	11 kV	OTHER			3.7328	82%	78%	0%	
27	TPCODL	CIRCLE-01, BBSR	BCDD-02, BBSR			14005204	11 KV CRPF	11 kV	OTHER			7.542	31%	31%	0%	
28	TPCODL	CIRCLE-01, BBSR	BCDD-02, BBSR			14007204	11 KV KN RE	11 kV	OTHER			11.29074	71%	71%	0%	
29	TPCODL	CIRCLE-01, BBSR	BCDD-02, BBSR			14007205	11 KV DUMDUMA	11 kV	OTHER			9.327	63%	64%	0%	
30	TPCODL	CIRCLE-01, BBSR	BCDD-02, BBSR			14008205	11 KV RENTAL	11 kV	OTHER			10.632	45%	45%	0%	
31	TPCODL	CIRCLE-01, BBSR	BCDD-01, BBSR			14011207	11 KV RAJ BHAWAN	11 kV	OTHER			0.394	54%	54%	0%	
32	TPCODL	CIRCLE-01, BBSR	BCDD-01, BBSR			14012206	11 KV UNIT6	11 kV	OTHER			3.044	49%	49%	0%	
33	TPCODL	CIRCLE-01, BBSR	BCDD-01, BBSR			14014204	11 KV RAHUL CO	11 kV	OTHER			2.336	26%	27%	0%	
34	TPCODL	CIRCLE-01, BBSR	BCDD-01, BBSR			14016203	11 KV SAHEED NAGAI	11 kV	OTHER			12.568	45%	45%	0%	
35	TPCODL	CIRCLE-01, BBSR	BED, BBSR			14019201	11 KV BRAHMESWAR	11 kV	OTHER			11.827412	-10%	-9%	0%	
36	TPCODL	CIRCLE-01, BBSR	BED, BBSR			14020204	11 KV BOMIKHAL	11 kV	OTHER			3.423152	59%	60%	0%	
37	TPCODL	CIRCLE-01, BBSR	BED, BBSR			14020205	11 KV KALPANA2	11 kV	OTHER			11.372808	73%	73%	0%	
38	TPCODL	CIRCLE-01, BBSR	BED, BBSR			14022203	11 KV MANCHESWAR	11 kV	OTHER			15.4912	38%	40%	0%	
39	TPCODL	CIRCLE-01, BBSR	NED, NIMAPARA			14024204	11 KV NARODA	11 kV	OTHER			8.168424	71%	72%	0%	
40	TPCODL	CIRCLE-01, BBSR	NED, NIMAPARA			14025202	11 KV SATYABHAMAP	11 kV	OTHER			8.88832	27%	26%	0%	
41	TPCODL	CIRCLE-01, BBSR	NED, NIMAPARA			14027204	11 KV OMFED	11 kV	OTHER			12.940056	67%	68%	0%	
42	TPCODL	CIRCLE-01, BBSR	NED, NIMAPARA			14028203	11 KV MANGALAPUR1	11 kV	OTHER			11.8948	62%	60%	0%	
43	TPCODL	CIRCLE-01, BBSR	BCDD-02, BBSR			14005203	11 KV BARAMUNDA D	11 kV	OTHER			10.588	58%	58%	0%	
44	TPCODL	CIRCLE-01, BBSR	BCDD-02, BBSR			14006206	11 KV SAMPUR	11 kV	OTHER			3.22546	46%	46%	0%	
45	TPCODL	CIRCLE-01, BBSR	BCDD-02, BBSR			14008207	11 KV IRC4	11 kV	OTHER			8.044	49%	50%	0%	
46	TPCODL	CIRCLE-01, BBSR	BCDD-02, BBSR			14010202	11 KV GAJAPATINAGA	11 kV	OTHER			7.42324	29%	28%	0%	
47	TPCODL	CIRCLE-01, BBSR	BCDD-01, BBSR			14011203	11 KV GBNAGAR	11 kV	OTHER			9.496	65%	65%	0%	
48	TPCODL	CIRCLE-01, BBSR	BCDD-01, BBSR			14011204	11 KV TELBHAWAN	11 kV	OTHER			3.84	76%	78%	0%	
49	TPCODL	CIRCLE-01, BBSR	BCDD-01, BBSR			14017203	11 KV AG COLONY	11 kV	OTHER			0.3606	62%	62%	0%	
50	TPCODL	CIRCLE-01, BBSR	BED, BBSR			14018201	11 KV POKHARIPUTP/	11 kV	OTHER			13.133344	6%	7%	0%	
51	TPCODL	CIRCLE-01, BBSR	BED, BBSR			14019205	11 KV BADAGADA	11 kV	OTHER			14.562296	37%	37%	0%	
52	TPCODL	CIRCLE-01, BBSR	BED, BBSR			14019208	11 KV RAJARANI	11 kV	OTHER			12.437268	40%	41%	0%	
53	TPCODL	CIRCLE-01, BBSR	NED, NIMAPARA			14024203	11 KV BANAMALIPUR	11 kV	OTHER			2.650712	69%	73%	0%	
54	TPCODL	CIRCLE-01, BBSR	NED, NIMAPARA			14025201	11 KV BALAKATI	11 kV	OTHER			5.88672	34%	34%	0%	
55	TPCODL	CIRCLE-01, BBSR	NED, NIMAPARA			14028202	11 KV RAJAS	11 kV	OTHER			6.0536	16%	19%	0%	
56	TPCODL	CIRCLE-01, BBSR	NED, NIMAPARA			14031201	11 KV KONARK OH	11 kV	OTHER			4.358704	62%	63%	0%	
57	TPCODL	CIRCLE-01, BBSR	NED, NIMAPARA			14031204	11 KV KONARK U/G	11 kV	OTHER			3.351836	51%	43%	0%	
58	TPCODL	CIRCLE-01, BBSR	BCDD-02, BBSR			14006207	11 KV K2	11 kV	OTHER			6.64106	61%	61%	0%	
59	TPCODL	CIRCLE-01, BBSR	BCDD-02, BBSR			14008204	11 KV JAYDEV VIHAR	11 kV	OTHER			14.32	19%	21%	0%	
60	TPCODL	CIRCLE-01, BBSR	BCDD-01, BBSR			14011201	11 KV OUAT	11 kV	OTHER			10.712	68%	68%	0%	
61	TPCODL	CIRCLE-01, BBSR	BCDD-01, BBSR			14012202	11 KV FOREST PARK	11 kV	OTHER			6.442	26%	26%	0%	
62	TPCODL	CIRCLE-01, BBSR	BED, BBSR			14019202	11 KV BADAGADA LIN	11 kV	OTHER			11.537492	82%	83%	0%	
63	TPCODL	CIRCLE-01, BBSR	BED, BBSR			14019204	11 KV WATER WORKS	11 kV	OTHER			12.230572	39%	39%	0%	
64	TPCODL	CIRCLE-01, BBSR	BED, BBSR			14019209	11 KV BHUASUNI	11 kV	OTHER			4.891264	39%	42%	0%	
65	TPCODL	CIRCLE-01, BBSR	BED, BBSR			14020201	11 KV LAXMISAGAR	11 kV	OTHER			14.68634	23%	24%	0%	
66	TPCODL	CIRCLE-01, BBSR	BED, BBSR			14020203	11 KV JHARAPADA	11 kV	OTHER			11.334032	-1%	1%	0%	
67	TPCODL	CIRCLE-01, BBSR	BED, BBSR			14020208	11 KV RMU15	11 kV	OTHER			1.701112	45%	45%	0%	
68	TPCODL	CIRCLE-01, BBSR	BED, BBSR			14021201	11 KV RASULGARH	11 kV	OTHER			16.876088	4%	6%	0%	
69	TPCODL	CIRCLE-01, BBSR	BED, BBSR			14022202	11 KV MANCHESWAR	11 kV	OTHER			9.14186	74%	73%	0%	
70	TPCODL	CIRCLE-01, BBSR	BED, BBSR			14023203	11 KV PAHAL	11 kV	OTHER			12.056586	42%	42%	0%	
71	TPCODL	CIRCLE-01, BBSR	BCDD-02, BBSR			14001206	11 KV DIST CENTER	11 kV	OTHER			10.56	1%	3%	0%	
72	TPCODL	CIRCLE-01, BBSR	BCDD-02, BBSR			14005202	11 KV BARAMUNDA B	11 kV	OTHER			4.968	42%	43%	0%	
73	TPCODL	CIRCLE-01, BBSR	BCDD-02, BBSR			14006205	11 KV BHARATPUR	11 kV	OTHER			11.08562	49%	50%	0%	
74	TPCODL	CIRCLE-01, BBSR	BCDD-02, BBSR			14008203	11 KV IRC3PART	11 kV	OTHER			7.704	3%	6%	0%	
75	TPCODL	CIRCLE-01, BBSR	BCDD-02, BBSR			14009201	11 KV XAVIER NALCO	11 kV	OTHER			4.711	68%	70%	0%	
76	TPCODL	CIRCLE-01, BBSR	BCDD-02, BBSR			14010203	11 KV PRESS	11 kV	OTHER			7.568738	70%	71%	0%	
77	TPCODL	CIRCLE-01, BBSR	BCDD-01, BBSR			14011209	11 KV OERC	11 kV	OTHER			10.242	63%	63%	0%	
78	TPCODL	CIRCLE-01, BBSR	BCDD-01, BBSR			14012203	11 KV UNIT1	11 kV	OTHER			5.464	55%	54%	0%	
79	TPCODL	CIRCLE-01, BBSR	BCDD-01, BBSR			14012204	11 KV SPRING TANK	11 kV	OTHER			5.16	2%	1%	0%	

80	TPCODL	CIRCLE-01, BBSR	BCDD-01, BBSR			14017201	11 KV FLAT	11 kV	OTHER			0.280068	26%	27%	0%	
81	TPCODL	CIRCLE-01, BBSR	BED, BBSR			14019207	11 KV SAI	11 kV	OTHER			2.351612	31%	32%	0%	
82	TPCODL	CIRCLE-01, BBSR	BED, BBSR			14020202	11 KV KALPANA1	11 kV	OTHER			2.633044	8%	9%	0%	
83	TPCODL	CIRCLE-01, BBSR	BED, BBSR			14020207	11 KV RMU6A	11 kV	OTHER			1.848806	8%	10%	0%	
84	TPCODL	CIRCLE-01, BBSR	NED, NIMAPARA			14027206	11 KV BASANT MALA	11 kV	OTHER			9.402984	56%	57%	0%	
85	TPCODL	CIRCLE-01, BBSR	NED, NIMAPARA			14030203	11 KV NILAKANTHAPU	11 kV	OTHER			6.26885	65%	64%	0%	
86	TPCODL	CIRCLE-01, BBSR	BCDD-02, BBSR			14001203	11 KV BDA	11 kV	OTHER			4.605	6%	7%	0%	
87	TPCODL	CIRCLE-01, BBSR	BCDD-02, BBSR			14001205	11 KV RMRC KH	11 kV	OTHER			7.24	21%	18%	0%	
88	TPCODL	CIRCLE-01, BBSR	BCDD-02, BBSR			14002204	11 KV HOUSING BOAI	11 kV	OTHER			15.66034	65%	66%	0%	
89	TPCODL	CIRCLE-01, BBSR	BCDD-02, BBSR			14005205	11 KV BARAMUNDA R	11 kV	OTHER			2.882	51%	52%	0%	
90	TPCODL	CIRCLE-01, BBSR	BCDD-02, BBSR			14007203	11 KV KN INDUSTRIA	11 kV	OTHER			15.99222	47%	44%	0%	
91	TPCODL	CIRCLE-01, BBSR	BCDD-02, BBSR			14007206	11 KV TAMANDO	11 kV	OTHER			7.7425	51%	52%	0%	
92	TPCODL	CIRCLE-01, BBSR	BCDD-01, BBSR			14011206	11 KV CBI	11 kV	OTHER			10.132	33%	32%	0%	
93	TPCODL	CIRCLE-01, BBSR	BCDD-01, BBSR			14011210	11 KV DELTAPART	11 kV	OTHER			0.7	44%	44%	0%	
94	TPCODL	CIRCLE-01, BBSR	BCDD-01, BBSR			14015202	11 KV UNIT3	11 kV	OTHER			6.136528	58%	58%	0%	
95	TPCODL	CIRCLE-01, BBSR	BCDD-01, BBSR			14015204	11 KV MAA GIRI DUR	11 kV	OTHER			3.264592	43%	43%	0%	
96	TPCODL	CIRCLE-01, BBSR	BCDD-01, BBSR			14016202	11 KV SAHEED NAGAI	11 kV	OTHER			8.508	49%	47%	0%	
97	TPCODL	CIRCLE-01, BBSR	BED, BBSR			14019210	11 KV GOUTAM NAGA	11 kV	OTHER			10.74934	32%	32%	0%	
98	TPCODL	CIRCLE-01, BBSR	BED, BBSR			14026201	11 KV KAUSHALYAGA	11 kV	OTHER			7.805232	9%	10%	0%	
99	TPCODL	CIRCLE-01, BBSR	NED, NIMAPARA			14028204	11 KV MANGALAPUR2	11 kV	OTHER			4.6	40%	39%	0%	
100	TPCODL	CIRCLE-01, BBSR	NED, NIMAPARA			14029201	11 KV ASTARANG	11 kV	OTHER			11.18312	68%	68%	0%	
101	TPCODL	CIRCLE-01, BBSR	NED, NIMAPARA			14031206	11 KV DASABATIA	11 kV	OTHER			4.24954	40%	35%	0%	
102	TPCODL	CIRCLE-02, BBSR	KHD,KHURDA			14034204	11 KV MADANPUR	11 kV	OTHER			8.614	52%	49%	0%	
103	TPCODL	CIRCLE-01, BBSR	BCDD-02, BBSR			14001204	11 KV CSPUR H B	11 kV	OTHER			9.04	12%	12%	0%	
104	TPCODL	CIRCLE-01, BBSR	BCDD-02, BBSR			14002203	11 KV CSPUR BDA 2	11 kV	OTHER			10.00652	47%	49%	0%	
105	TPCODL	CIRCLE-01, BBSR	BCDD-02, BBSR			14002205	11 KV HOUSING BOAI	11 kV	OTHER			12.75778	55%	56%	0%	
106	TPCODL	CIRCLE-01, BBSR	BCDD-02, BBSR			14003201	11 KV INFOCITY	11 kV	OTHER			1.415742	57%	58%	0%	
107	TPCODL	CIRCLE-01, BBSR	BCDD-02, BBSR			14003204	11 KV POLYMER COM	11 kV	OTHER			3.854368	54%	54%	0%	
108	TPCODL	CIRCLE-01, BBSR	BCDD-02, BBSR			14006201	11 KV KHANDAGIRI	11 kV	OTHER			9.46006	58%	57%	0%	
109	TPCODL	CIRCLE-01, BBSR	BCDD-02, BBSR			14008202	11 KV IRC2	11 kV	OTHER			11.648	27%	27%	0%	
110	TPCODL	CIRCLE-01, BBSR	BCDD-01, BBSR			14013206	11 KV RMU22	11 kV	OTHER			1.079792	59%	58%	0%	
111	TPCODL	CIRCLE-01, BBSR	BCDD-01, BBSR			14014201	11 KV SATYA NAGAR	11 kV	OTHER			7.372	-8%	-6%	0%	
112	TPCODL	CIRCLE-01, BBSR	BCDD-01, BBSR			14015203	11 KV UNIT2	11 kV	OTHER			2.00632	49%	50%	0%	
113	TPCODL	CIRCLE-01, BBSR	BCDD-01, BBSR			14016205	11 KV JP RMU2	11 kV	OTHER			0.38	16%	21%	0%	
114	TPCODL	CIRCLE-01, BBSR	NED, NIMAPARA			14027201	11 KV CHARICHHAKA	11 kV	OTHER			4.894132	24%	29%	0%	
115	TPCODL	CIRCLE-01, BBSR	NED, NIMAPARA			14029202	11 KV JUINTY	11 kV	OTHER			7.018	63%	60%	0%	
116	TPCODL	CIRCLE-01, BBSR	NED, NIMAPARA			14032202	11 KV DALANAI	11 kV	OTHER			1.638948	39%	48%	0%	
117	TPCODL	CIRCLE-01, BBSR	NED, NIMAPARA			14032201	11 KV CHARISHREE 1	11 kV	OTHER			1.333476	24%	30%	0%	
118	TPCODL	CIRCLE-02, BBSR	NYD, NAYAGARH			14059202	11 KV MADHYAKHAND	11 kV	OTHER			2.840142	42%	29%	0%	
119	TPCODL	CIRCLE-02, BBSR	NYD, NAYAGARH			14060203	11 KV MAHITAMA	11 kV	OTHER			1.113	35%	-2%	0%	
120	TPCODL	CIRCLE-02, BBSR	NYD, NAYAGARH			14062205	11 KV PANCHARIDA	11 kV	OTHER			0.67104	44%	9%	0%	
121	TPCODL	CUTTACK CIRCLE	CDD-1, CUTTACK			14080202	11 KV SECTOR 67	11 kV	OTHER			12.580604	55%	56%	0%	
122	TPCODL	CUTTACK CIRCLE	CDD-1, CUTTACK			14082203	11 KV RAVENSHAW	11 kV	OTHER			6.531984	-2%	-2%	0%	
123	TPCODL	CUTTACK CIRCLE	CDD-1, CUTTACK			14084203	11 KV CANTONMENT	11 kV	OTHER			8.699928	56%	55%	0%	
124	TPCODL	CUTTACK CIRCLE	CDD-1, CUTTACK			14084208	11 KV HIGH COURT	11 kV	OTHER			15.893116	30%	30%	0%	
125	TPCODL	CIRCLE-02, BBSR	KHD,KHURDA			14044206	11 KV TARATUA	11 kV	OTHER			6.104	70%	70%	0%	
126	TPCODL	CIRCLE-01, BBSR	NED, NIMAPARA			14051202	11 KV NAGAPUR	11 kV	OTHER			4.76921	61%	57%	0%	
127	TPCODL	CIRCLE-02, BBSR	NYD, NAYAGARH			14052205	11 KV DIBYASINGHPU	11 kV	OTHER			0.752928	71%	65%	0%	
128	TPCODL	CIRCLE-02, BBSR	NYD, NAYAGARH			14053202	11 KV LATHIPADA1	11 kV	OTHER			0.892	53%	34%	0%	
129	TPCODL	CIRCLE-02, BBSR	KHD,KHURDA			14038202	11 KV MALIPADA TAP	11 kV	OTHER			2.464	82%	81%	0%	
130	TPCODL	CIRCLE-02, BBSR	KHD,KHURDA			14039202	11 KV MANDARBASTA	11 kV	OTHER			2.0034	32%	29%	0%	
131	TPCODL	CIRCLE-02, BBSR	KHD,KHURDA			14044201	11 KV KHURDA TOWN	11 kV	OTHER			6.872432	53%	48%	0%	
132	TPCODL	CIRCLE-01, BBSR	NED, NIMAPARA			14051201	11 KV GOP	11 kV	OTHER			5.10204	68%	67%	0%	
133	TPCODL	CIRCLE-02, BBSR	NYD, NAYAGARH			14053201	11 KV ITAMATI	11 kV	OTHER			2.882	77%	72%	0%	
134	TPCODL	CIRCLE-02, BBSR	NYD, NAYAGARH			14055201	11 KV KANTILO	11 kV	OTHER			2.022	74%	72%	0%	
135	TPCODL	CUTTACK CIRCLE	CDD-1, CUTTACK			14084201	11 KV CHAUDHURY B	11 kV	OTHER			13.80094	68%	68%	0%	
136	TPCODL	CUTTACK CIRCLE	CDD-1, CUTTACK			14084206	11 KV CANTONMENT	11 kV	OTHER			8.52568	84%	84%	0%	
137	TPCODL	CIRCLE-02, BBSR	KHD,KHURDA			14044205	11 KV GURUJANGA	11 kV	OTHER			13.496	65%	63%	0%	
138	TPCODL	CIRCLE-02, BBSR	KHD,KHURDA			14047204	11 KV CHAKAPADA	11 kV	OTHER			0.79364	72%	67%	0%	
139	TPCODL	CIRCLE-02, BBSR	NYD, NAYAGARH			14053205	11 KV LATHIPADA2	11 kV	OTHER			0.04	28%	24%	0%	
140	TPCODL	CIRCLE-02, BBSR	NYD, NAYAGARH			14061201	11 KV MAHIPUR	11 kV	OTHER			0.3625	31%	13%	0%	
141	TPCODL	CUTTACK CIRCLE	CDD-1, CUTTACK			14083201	11 KV TELEPHONE BH	11 kV	OTHER			9.970956	12%	10%	0%	
142	TPCODL	CIRCLE-01, BBSR	NED, NIMAPARA			14027205	11 KV NIMAPARA GOI	11 kV	OTHER			15.930764	63%	63%	0%	
143	TPCODL	CIRCLE-01, BBSR	NED, NIMAPARA			14029203	11 KV SUNDARA	11 kV	OTHER			5.7588	56%	53%	0%	
144	TPCODL	CIRCLE-01, BBSR	NED, NIMAPARA			14030204	11 KV NUAHAT2	11 kV	OTHER			6.396	63%	63%	0%	
145	TPCODL	CIRCLE-02, BBSR	KHD,KHURDA			14038201	11 KV NARANGARH1	11 kV	OTHER			6.1016	78%	77%	0%	
146	TPCODL	CIRCLE-01, BBSR	NED, NIMAPARA			14051204	11 KV TAYARA	11 kV	OTHER			4.236388	74%	71%	0%	
147	TPCODL	CIRCLE-02, BBSR	NYD, NAYAGARH			14059203	11 KV POIBADI	11 kV	OTHER			3.658852	81%	72%	0%	
148	TPCODL	CIRCLE-02, BBSR	NYD, NAYAGARH			14060202	11 KV SAMAPADA	11 kV	OTHER			0.689894	68%	63%	0%	
149	TPCODL	CUTTACK CIRCLE	CDD-1, CUTTACK			14082201	11 KV ENGG SCHOOL	11 kV	OTHER			1.864	46%	47%	0%	
150	TPCODL	CUTTACK CIRCLE	CDD-2, CUTTACK			14087204	11 KV BADAMBADI2	11 kV	OTHER			6.448344	-4%	-3%	0%	
151	TPCODL	CIRCLE-02, BBSR	NYD, NAYAGARH			14057201	11 KV GANIA	11 kV	OTHER			2.765	58%	54%	0%	
152	TPCODL	CUTTACK CIRCLE	CDD-1, CUTTACK			14081202	11 KV TOWNHALL	11 kV	OTHER			6.264	17%	17%	0%	
153	TPCODL	CIRCLE-02, BBSR	KHD,KHURDA			14036201	11 KV HALADIA	11 kV	OTHER			13.03619	68%	63%	0%	
154	TPCODL	CIRCLE-02, BBSR	KHD,KHURDA			14038204	11 KV CHATARAMA	11 kV	OTHER			1.3171638	36%	37%	0%	
155	TPCODL	CIRCLE-01, BBSR	NED, NIMAPARA			14051203	11 KV BEGUNAI	11 kV	OTHER			6.85043	62%	61%	0%	
156	TPCODL	CUTTACK CIRCLE	CDD-1, CUTTACK			14081203	11 KV CHANDINICHO	11 kV	OTHER			10.3744	64%	62%	0%	
157	TPCODL	CIRCLE-02, BBSR	NYD, NAYAGARH			14059205	11 KV KHAMARA SAH	11 kV	OTHER			2.373376	47%	40%	0%	
158	TPCODL	CUTTACK CIRCLE	CDD-1, CUTTACK			14082204	11 KV BARRAGEPART	11 kV	OTHER			5.870676	53%	51%	0%	
159	TPCODL	CUTTACK CIRCLE	CDD-2, CUTTACK			14088201	11 KV IDCO	11 kV	OTHER			2.428912	5%	2%	0%	
160	TPCODL	CUTTACK CIRCLE	CDD-2, CUTTACK			14088203	11 KV NADIKULA	11 kV	OTHER			3.812328	71%	72%	0%	
161	TPCODL	CUTTACK CIRCLE	CDD-2, CUTTACK			14089202	11 KV MAHANADI	11 kV	OTHER			2.68434	72%	71%	0%	
162	TPCODL	CUTTACK CIRCLE	CDD-2, CUTTACK			14089203	11 KV RING1	11 kV	OTHER			7.954952	3%	2%	0%	
163	TPCODL	CUTTACK CIRCLE	CED, CUTTACK			14105202	11 KV BADACHANA	11 kV	OTHER			1.2745	17%	19%	0%	
164	TPCODL	CUTTACK CIRCLE	AED, ATHAGARH			14110201	11 KV GOPMATHURA	11 kV	OTHER			5.0116	79%	78%	0%	
165	TPCODL	CUTTACK CIRCLE	AED, ATHAGARH			14116202	11 KV KARIKOLA	11 kV	OTHER			15.468888	75%	74%	0%	
166	TPCODL	CUTTACK CIRCLE	CDD-1, CUTTACK			14084213	11 KV CHANDI MAND	11 kV	OTHER			5.376496	58%	58%	0%	

167	TPCODL	CUTTACK CIRCLE	CDD-1, CUTTACK			14085204	11 KV TULASIPUR	11 kV	OTHER			8.54814	32%	34%	0%	
168	TPCODL	CUTTACK CIRCLE	CDD-2, CUTTACK			14091202	11 KV MAHANADI VIH	11 kV	OTHER			6.400814	27%	27%	0%	
169	TPCODL	CUTTACK CIRCLE	CDD-2, CUTTACK			14093202	11 KV KANDARPUR	11 kV	OTHER			2.0016	18%	18%	0%	
170	TPCODL	CUTTACK CIRCLE	CED, CUTTACK			14103202	11 KV INDUSTRIALID	11 kV	OTHER			2.941224	25%	24%	0%	
171	TPCODL	CUTTACK CIRCLE	CED, CUTTACK			14107204	11 KV NH5	11 kV	OTHER			11.80256	80%	80%	0%	
172	TPCODL	CUTTACK CIRCLE	CED, CUTTACK			14109205	11 KV BANDARESWAR	11 kV	OTHER			9.37858	77%	76%	0%	
173	TPCODL	CUTTACK CIRCLE	CDD-1, CUTTACK			14084211	11 KV LOWER GROUN	11 kV	OTHER			0.313548	8%	7%	0%	
174	TPCODL	CUTTACK CIRCLE	CDD-2, CUTTACK			14090202	11 KV INDUSTRIAL2	11 kV	OTHER			5.678046	30%	30%	0%	
175	TPCODL	CUTTACK CIRCLE	CDD-2, CUTTACK			14093204	11 KV AYATPUR	11 kV	OTHER			3.3816	43%	43%	0%	
176	TPCODL	CUTTACK CIRCLE	SED, SALIPUR			14099202	11 KV BUHALA	11 kV	OTHER			1.12384	49%	34%	0%	
177	TPCODL	CUTTACK CIRCLE	CED, CUTTACK			14103203	11 KV KUSPANGI	11 kV	OTHER			4.169114	71%	66%	0%	
178	TPCODL	CUTTACK CIRCLE	CED, CUTTACK			14106202	11 KV NIALI TOWN	11 kV	OTHER			7.9774	62%	54%	0%	
179	TPCODL	CUTTACK CIRCLE	CED, CUTTACK			14107202	11 KV BHATIMUNDA	11 kV	OTHER			3.50941	3%	-3%	0%	
180	TPCODL	DHENKANAL CIR	ANED, ANGUL			14132210	PTC	11 kV	OTHER			1.80185	82%	74%	0%	
181	TPCODL	DHENKANAL CIR	TED,CHAINPAL			14147202	11 KV BIJIGULU	11 kV	OTHER			0.92901	61%	57%	0%	
182	TPCODL	PARADEEP CIRCL	KED-01, KENDRAPARA			14156202	11 KV PATRAPUR DAS	11 kV	OTHER			4.06755	49%	47%	0%	
183	TPCODL	PARADEEP CIRCL	JED, JAGATSINGHAPUR			14171201	11 KV BALIA	11 kV	OTHER			2.338203	69%	67%	0%	
184	TPCODL	PARADEEP CIRCL	PDP, PARADEEP			14177204	11 KV MEDICAL	11 kV	OTHER			1.45596	54%	52%	0%	
185	TPCODL	PARADEEP CIRCL	PDP, PARADEEP			14179202	11 KV SANTARA	11 kV	OTHER			7.4274	73%	71%	0%	
186	TPCODL	CUTTACK CIRCLE	CDD-2, CUTTACK			14090204	11 KV KATHAJODI	11 kV	OTHER			4.25	77%	77%	0%	
187	TPCODL	CUTTACK CIRCLE	CED, CUTTACK			14103201	11 KV BANIPADA	11 kV	OTHER			0.761222	28%	31%	0%	
188	TPCODL	CUTTACK CIRCLE	CED, CUTTACK			14104203	11 KV UTARANA/ERAI	11 kV	OTHER			0.5397554	9%	-5%	0%	
189	TPCODL	CUTTACK CIRCLE	CED, CUTTACK			14108201	11 KV CHHATIAPART	11 kV	OTHER			7.856	75%	72%	0%	
190	TPCODL	CUTTACK CIRCLE	AED, ATHAGARH			14111204	11 KV GODIBANDHA	11 kV	OTHER			2.01558	58%	48%	0%	
191	TPCODL	CUTTACK CIRCLE	AED, ATHAGARH			14111205	11 KV BASALIHATA	11 kV	OTHER			3.16562	68%	58%	0%	
192	TPCODL	CUTTACK CIRCLE	CDD-2, CUTTACK			14089206	11 KV CHAULIAGANJA	11 kV	OTHER			8.385624	43%	40%	0%	
193	TPCODL	CUTTACK CIRCLE	CDD-2, CUTTACK			14091204	11 KV NAYABAZAR	11 kV	OTHER			11.23484	69%	68%	0%	
194	TPCODL	CUTTACK CIRCLE	CED, CUTTACK			14102203	11 KV UTTAMPUR	11 kV	OTHER			2.46162	7%	3%	0%	
195	TPCODL	CUTTACK CIRCLE	AED, ATHAGARH			14110202	11 KV BADAMBA TOW	11 kV	OTHER			4.22386	73%	73%	0%	
196	TPCODL	CUTTACK CIRCLE	AED, ATHAGARH			14110204	11 KV RAGADIPADA	11 kV	OTHER			2.5968	61%	62%	0%	
197	TPCODL	CUTTACK CIRCLE	AED, ATHAGARH			14112205	11 KV JAIPUR	11 kV	OTHER			1.16	69%	64%	0%	
198	TPCODL	CUTTACK CIRCLE	AED, ATHAGARH			14116205	11 KV DORADA	11 kV	OTHER			0.6728	7%	1%	0%	
199	TPCODL	DHENKANAL CIR	ANED, ANGUL			14132208	RCMS BAZAR	11 kV	OTHER			1.468892	74%	68%	0%	
200	TPCODL	CUTTACK CIRCLE	CDD-1, CUTTACK			14084202	11 KV CHAUDHURY B	11 kV	OTHER			14.4489	65%	65%	0%	
201	TPCODL	CUTTACK CIRCLE	CDD-1, CUTTACK			14084204	11 KV GORAKABAR	11 kV	OTHER			5.645116	56%	57%	0%	
202	TPCODL	CUTTACK CIRCLE	CDD-1, CUTTACK			14084209	11 KV DD OH	11 kV	OTHER			4.971572	52%	53%	0%	
203	TPCODL	CUTTACK CIRCLE	CDD-1, CUTTACK			14085202	11 KV BIDANASI	11 kV	OTHER			8.395124	70%	71%	0%	
204	TPCODL	CUTTACK CIRCLE	CDD-2, CUTTACK			14089201	11 KV KALYANINAGAR	11 kV	OTHER			7.79162	28%	28%	0%	
205	TPCODL	CUTTACK CIRCLE	CDD-2, CUTTACK			14094205	11 KV BISWALPADA	11 kV	OTHER			1.6144	62%	57%	0%	
206	TPCODL	CUTTACK CIRCLE	SED, SALIPUR			14097201	11 KV MAHANGA	11 kV	OTHER			6.93342	69%	65%	0%	
207	TPCODL	CUTTACK CIRCLE	SED, SALIPUR			14097203	11 KV CHAINPALPART	11 kV	OTHER			4.71796	67%	62%	0%	
208	TPCODL	CUTTACK CIRCLE	SED, SALIPUR			14100201	11 KV NISCHINTA KO	11 kV	OTHER			1.444	50%	45%	0%	
209	TPCODL	CUTTACK CIRCLE	AED, ATHAGARH			14112203	11 KV NARSINGHPUR	11 kV	OTHER			8.1587	68%	59%	0%	
210	TPCODL	CUTTACK CIRCLE	AED, ATHAGARH			14115201	11 KV BINDHANIMA	11 kV	OTHER			1.859138	38%	32%	0%	
211	TPCODL	CUTTACK CIRCLE	AED, ATHAGARH			14116201	11 KV ATHAGARH TO	11 kV	OTHER			7.514564	29%	26%	0%	
212	TPCODL	CUTTACK CIRCLE	AED, ATHAGARH			14116203	11 KV ANKULA	11 kV	OTHER			0.6832	54%	50%	0%	
213	TPCODL	DHENKANAL CIR	TED,CHAINPAL			14147204	11 KV COLONY	11 kV	OTHER			1.17693	73%	72%	0%	
214	TPCODL	PARADEEP CIRCL	PDP, PARADEEP			14175202	11 KV PARADEEP GAR	11 kV	OTHER			12.808186	81%	80%	0%	
215	TPCODL	CUTTACK CIRCLE	CDD-1, CUTTACK			14084210	11 KV SRI VIHAR	11 kV	OTHER			3.753092	74%	74%	0%	
216	TPCODL	CUTTACK CIRCLE	CDD-2, CUTTACK			14090201	11 KV INDUSTRIAL1	11 kV	OTHER			10.124046	73%	73%	0%	
217	TPCODL	CUTTACK CIRCLE	CED, CUTTACK			14104201	11 KV ADASPUR UN C	11 kV	OTHER			7.6624	72%	67%	0%	
218	TPCODL	CUTTACK CIRCLE	CED, CUTTACK			14106203	11 KV KAPASI	11 kV	OTHER			4.29862	68%	66%	0%	
219	TPCODL	CUTTACK CIRCLE	CED, CUTTACK			14107201	11 KV HARIPUR	11 kV	OTHER			5.734508	46%	50%	0%	
220	TPCODL	CUTTACK CIRCLE	CED, CUTTACK			14109201	11 KV BALICHADRAPU	11 kV	OTHER			7.8932	81%	78%	0%	
221	TPCODL	CUTTACK CIRCLE	CED, CUTTACK			14109203	11 KV RUKUTIPATA	11 kV	OTHER			5.748	83%	83%	0%	
222	TPCODL	CUTTACK CIRCLE	AED, ATHAGARH			14110205	11 KV GOPINATHPUR	11 kV	OTHER			5.783415	71%	69%	0%	
223	TPCODL	DHENKANAL CIR	DED, DHENKANAL			14124204	11 KV MOHULPAL	11 kV	OTHER			4.268248	80%	78%	0%	
224	TPCODL	CIRCLE-01, BBSR	BED, BBSR			14183202	11 KV KESURA	11 kV	OTHER			4.624616	63%	64%	0%	
225	TPCODL	PARADEEP CIRCL	JED, JAGATSINGHAPUR			14193202	11 KV PARBATIPUR	11 kV	OTHER			3.102956	70%	67%	0%	
226	TPCODL	PARADEEP CIRCL	KED-01, KENDRAPARA			14198201	11 KV BAGADA	11 kV	OTHER			5.8914	80%	81%	0%	
227	TPCODL	CUTTACK CIRCLE	CDD-1, CUTTACK			14210201	11 KV GANESHGHAT	11 kV	OTHER			5.779014	40%	39%	0%	
228	TPCODL	CUTTACK CIRCLE	SED, SALIPUR			14212201	11 KV GOPINATHPUR	11 kV	OTHER			5.782148	51%	44%	0%	
229	TPCODL	CIRCLE-01, BBSR	BCDD-02, BBSR			14222202	11 KV DHARMAVIHAR	11 kV	OTHER			3.7926	36%	36%	0%	
230	TPCODL	CIRCLE-01, BBSR	BED, BBSR			14224201	11 KV GANGESWARPA	11 kV	OTHER			4.726	68%	65%	0%	
231	TPCODL	CUTTACK CIRCLE	CED, CUTTACK			14233201	11 KV SANKARPUR	11 kV	OTHER			5.5802	82%	75%	0%	
232	TPCODL	CUTTACK CIRCLE	CDD-1, CUTTACK			14238201	11 KV TULASIPUR	11 kV	OTHER			2.949996	62%	63%	0%	
233	TPCODL	CUTTACK CIRCLE	CDD-1, CUTTACK			14238202	11 KV EYE HOSPITAL	11 kV	OTHER			5.7394	65%	67%	0%	
234	TPCODL	CIRCLE-01, BBSR	BED, BBSR			14244201	11 KV SISHUPALA GA	11 kV	OTHER			8.950356	49%	49%	0%	
235	TPCODL	CIRCLE-01, BBSR	BED, BBSR			14245201	11 KV KALPANA FLAT	11 kV	OTHER			10.788964	37%	38%	0%	
236	TPCODL	CIRCLE-01, BBSR	BCDD-02, BBSR			14246202	11 KV DASPUR	11 kV	OTHER			2.7443	76%	74%	0%	
237	TPCODL	CIRCLE-01, BBSR	BCDD-02, BBSR			14251203	11 KV TANGI BANTA	11 kV	OTHER			8.7134	63%	60%	0%	
238	TPCODL	CIRCLE-01, BBSR	NED, NIMAPARA			14255201	11 KV BANAMALIPUR	11 kV	OTHER			13.8986	73%	74%	0%	
239	TPCODL	CIRCLE-01, BBSR	NED, NIMAPARA			14259203	11 KV RAJAS	11 kV	OTHER			3.2252	80%	79%	0%	
240	TPCODL	CIRCLE-01, BBSR	NED, NIMAPARA			14262202	11 KV TIKARPADA	11 kV	OTHER			3.39712	50%	49%	0%	
241	TPCODL	CIRCLE-02, BBSR	NYD, NAYAGARH			14283204	11 KV GAMBHARI	11 kV	OTHER			0.9131	84%	80%	0%	
242	TPCODL	DHENKANAL CIR	DED, DHENKANAL			14124201	11 KV TOWN1	11 kV	OTHER			9.522056	72%	71%	0%	
243	TPCODL	DHENKANAL CIR	DED, DHENKANAL			14124203	11 KV KANPURA/JIRII	11 kV	OTHER			0.39734	80%	81%	0%	
244	TPCODL	PARADEEP CIRCL	KED-01, KENDRAPARA			14153201	11 KV JARIA	11 kV	OTHER			7.5528	62%	63%	0%	
245	TPCODL	PARADEEP CIRCL	KED-01, KENDRAPARA			14154205	11 KV MENDHAPUR	11 kV	OTHER			2.49104	49%	45%	0%	
246	TPCODL	PARADEEP CIRCL	KED-01, KENDRAPARA			14155201	11 KV OSTIA	11 kV	OTHER			5.1394	68%	67%	0%	
247	TPCODL	PARADEEP CIRCL	KED-01, KENDRAPARA			14158205	11 KV TINIMUHANI	11 kV	OTHER			3.8494	42%	34%	0%	
248	TPCODL	CIRCLE-01, BBSR	BED, BBSR			14180201	11 KV NAHARKANTA	11 kV	OTHER			17.524	74%	74%	0%	
249	TPCODL	DHENKANAL CIR	TED,CHAINPAL			14192201	11 KV BALHRA	11 kV	OTHER			9.67155	67%	67%	0%	
250	TPCODL	PARADEEP CIRCL	JED, JAGATSINGHAPUR			14193201	11 KV BAGALPUR	11 kV	OTHER			3.617063	82%	79%	0%	
251	TPCODL	PARADEEP CIRCL	KED-01, KENDRAPARA			14197201	11 KV DUHURIA	11 kV	OTHER			1.810875	74%	72%	0%	
252	TPCODL	CUTTACK CIRCLE	CDD-1, CUTTACK			14209201	11 KV CIRCUIT HOUS	11 kV	OTHER			3.2864	51%	51%	0%	
253	TPCODL	CUTTACK CIRCLE	SED, SALIPUR			14212202	11 KV BILAHATA	11 kV	OTHER			5.08974	63%	58%	0%	

254	TPCODL	CIRCLE-01, BBSR	BCDD-02, BBSR		14216203	11 KV SITARAM BAZA	11 kV	OTHER			13.9754	45%	46%	0%	
255	TPCODL	CIRCLE-01, BBSR	BCDD-02, BBSR		14231203	11 KV PAL HEIGHT	11 kV	OTHER			15.195	49%	50%	0%	
256	TPCODL	PARADEEP CIRCL	KED-01, KENDRAPARA		14153204	11 KV BALIPATANA	11 kV	OTHER			5.024022	56%	54%	0%	
257	TPCODL	PARADEEP CIRCL	KED-01, KENDRAPARA		14153206	11 KV BELTALA	11 kV	OTHER			2.4332	66%	67%	0%	
258	TPCODL	PARADEEP CIRCL	KED-01, KENDRAPARA		14155202	11 KV GIRIA	11 kV	OTHER			0.58298	35%	34%	0%	
259	TPCODL	PARADEEP CIRCL	KED-01, KENDRAPARA		14158204	11 KV BHARATPUR	11 kV	OTHER			5.262	61%	62%	0%	
260	TPCODL	PARADEEP CIRCL	KED-01, KENDRAPARA		14164203	11 KV CHANDOLA	11 kV	OTHER			6.16061	55%	55%	0%	
261	TPCODL	PARADEEP CIRCL	PDP, PARADEEP		14176201	11 KV KOTAKANA	11 kV	OTHER			4.539098	75%	71%	0%	
262	TPCODL	CUTTACK CIRCLE	CED, CUTTACK		14302203	11 KV PANIMAL	11 kV	OTHER			6.7377	80%	77%	0%	
263	TPCODL	CUTTACK CIRCLE	SED, SALIPUR		14309203	11 KV MANOHARPUR	11 kV	OTHER			4.324916	57%	57%	0%	
264	TPCODL	CUTTACK CIRCLE	SED, SALIPUR		14310201	11 KV LAXMINARAYAI	11 kV	OTHER			4.273649	81%	77%	0%	
265	TPCODL	DHENKANAL CIR	DED, DHENKANAL		14318203	11 KV KANPURA	11 kV	OTHER			0.253338	22%	9%	0%	
266	TPCODL	PARADEEP CIRCL	JED, JAGATSINGHAPUR		14357202	11 KV SALIJANGA	11 kV	OTHER			0.509988	74%	59%	0%	
267	TPCODL	DHENKANAL CIR	TED,CHAINPAL		14147201	11 KV SAMAL VILLAGI	11 kV	OTHER			1.032785	70%	69%	0%	
268	TPCODL	PARADEEP CIRCL	KED-01, KENDRAPARA		14153202	11 KV PATTAMUNDAI	11 kV	OTHER			2.5064	74%	72%	0%	
269	TPCODL	PARADEEP CIRCL	KED-01, KENDRAPARA		14155204	11 KV OLAVER	11 kV	OTHER			0.8514	66%	65%	0%	
270	TPCODL	PARADEEP CIRCL	KED-01, KENDRAPARA		14156201	11 KV BATIPADA	11 kV	OTHER			11.288	80%	79%	0%	
271	TPCODL	PARADEEP CIRCL	KED-01, KENDRAPARA		14164201	11 KV DANPUR	11 kV	OTHER			2.043751	23%	23%	0%	
272	TPCODL	PARADEEP CIRCL	PDP, PARADEEP		14178204	11 KV PANCHAPALLI	11 kV	OTHER			3.099	55%	43%	0%	
273	TPCODL	PARADEEP CIRCL	KED-01, KENDRAPARA		14153205	11 KV BALDEVNAGAR	11 kV	OTHER			2.39913	75%	75%	0%	
274	TPCODL	PARADEEP CIRCL	KED-01, KENDRAPARA		14155205	11 KV RAJAKANIKA B	11 kV	OTHER			0.87522	84%	82%	0%	
275	TPCODL	PARADEEP CIRCL	KED-01, KENDRAPARA		14158201	11 KV KENDRAPADAT	11 kV	OTHER			12.78	81%	81%	0%	
276	TPCODL	PARADEEP CIRCL	KED-01, KENDRAPARA		14158203	11 KV THAKURPATAN	11 kV	OTHER			3.86784	26%	25%	0%	
277	TPCODL	PARADEEP CIRCL	JED, JAGATSINGHAPUR		14169204	11 KV PUNANGA	11 kV	OTHER			7.3948	67%	66%	0%	
278	TPCODL	PARADEEP CIRCL	JED, JAGATSINGHAPUR		14172201	11 KV ODISSO	11 kV	OTHER			0.9522	32%	3%	0%	
279	TPCODL	PARADEEP CIRCL	PDP, PARADEEP		14175201	11 KV INDUSTRIAL/A	11 kV	OTHER			2.976032	76%	75%	0%	
280	TPCODL	PARADEEP CIRCL	PDP, PARADEEP		14176202	11 KV KANAKPUR	11 kV	OTHER			1.549543	67%	65%	0%	
281	TPCODL	PARADEEP CIRCL	PDP, PARADEEP		14177203	11 KV BEHERADA	11 kV	OTHER			2.484674	67%	64%	0%	
282	TPCODL	CIRCLE-01, BBSR	BED, BBSR		14180202	11 KV BALIYANTA	11 kV	OTHER			14.128	48%	46%	0%	
283	TPCODL	PARADEEP CIRCL	KED-01, KENDRAPARA		14201201	11 KV BADAPADA	11 kV	OTHER			1.0593	65%	60%	0%	
284	TPCODL	CUTTACK CIRCLE	CED, CUTTACK		14184201	11 KV CITY BARRAGE	11 kV	OTHER			11.05664	82%	80%	0%	
285	TPCODL	CUTTACK CIRCLE	CED, CUTTACK		14184203	11 KV ARC	11 kV	OTHER			0.6188	38%	37%	0%	
286	TPCODL	CUTTACK CIRCLE	CDD-1, CUTTACK		14209204	11 KV BUXI BAZAR	11 kV	OTHER			12.405112	58%	58%	0%	
287	TPCODL	CIRCLE-01, BBSR	BCDD-01, BBSR		14215203	11 KV GANGANAGAR	11 kV	OTHER			4.230472	-10%	-9%	0%	
288	TPCODL	CIRCLE-01, BBSR	BCDD-02, BBSR		14217203	11 KV PATIA	11 kV	OTHER			12.887316	44%	46%	0%	
289	TPCODL	CUTTACK CIRCLE	CED, CUTTACK		14220204	11 KV SITHALO	11 kV	OTHER			5.7108	83%	72%	0%	
290	TPCODL	CIRCLE-01, BBSR	BCDD-01, BBSR		14221203	11 KV FIRE STATION	11 kV	OTHER			12.01899	62%	62%	0%	
291	TPCODL	CIRCLE-01, BBSR	BCDD-02, BBSR		14222203	11 KV GANDMUNDA	11 kV	OTHER			10.649188	44%	44%	0%	
292	TPCODL	CIRCLE-01, BBSR	BCDD-02, BBSR		14230204	11 KV LAXMI VIHAR	11 kV	OTHER			11.861093	68%	69%	0%	
293	TPCODL	CIRCLE-01, BBSR	BCDD-02, BBSR		14237202	11 KV NUAGAON	11 kV	OTHER			7.6767	59%	60%	0%	
294	TPCODL	CIRCLE-01, BBSR	BCDD-02, BBSR		14237204	11 KV GODIBARI	11 kV	OTHER			6.5686	73%	71%	0%	
295	TPCODL	CIRCLE-01, BBSR	BCDD-02, BBSR		14246204	11 KV INDUSTRIAL	11 kV	OTHER			1.5271	77%	78%	0%	
296	TPCODL	CIRCLE-01, BBSR	BCDD-02, BBSR		14217201	11 KV KIIT	11 kV	OTHER			13.435752	54%	56%	0%	
297	TPCODL	CIRCLE-01, BBSR	BCDD-01, BBSR		14221202	11 KV SATABDI NAGA	11 kV	OTHER			8.115388	40%	40%	0%	
298	TPCODL	CUTTACK CIRCLE	CDD-2, CUTTACK		14242204	11 KV GANDARPUR	11 kV	OTHER			5.12593	79%	80%	0%	
299	TPCODL	CIRCLE-01, BBSR	BED, BBSR		14244202	11 KV KUAKHAI	11 kV	OTHER			6.489157	47%	46%	0%	
300	TPCODL	CIRCLE-01, BBSR	BCDD-02, BBSR		14246203	11 KV KUJAMAHAL	11 kV	OTHER			9.4475	84%	83%	0%	
301	TPCODL	CIRCLE-01, BBSR	BCDD-02, BBSR		14247202	11 KV INDUSTRIAL	11 kV	OTHER			10.1268	47%	47%	0%	
302	TPCODL	CIRCLE-01, BBSR	NED, NIMAPARA		14266201	11 KV MALLAGAON	11 kV	OTHER			1.893325	60%	60%	0%	
303	TPCODL	CUTTACK CIRCLE	CDD-2, CUTTACK		14296202	11 KV HARIPUR	11 kV	OTHER			3.63539	77%	77%	0%	
304	TPCODL	CUTTACK CIRCLE	CED, CUTTACK		14299203	11 KV KHALARDA	11 kV	OTHER			3.388587	74%	68%	0%	
305	TPCODL	CUTTACK CIRCLE	AED, ATHAGARH		14306201	11 KV KANTAPANHAR	11 kV	OTHER			1.375709	18%	18%	0%	
306	TPCODL	PARADEEP CIRCL	PDP, PARADEEP		14179201	11 KV TALADANDA	11 kV	OTHER			7.54092	79%	78%	0%	
307	TPCODL	CUTTACK CIRCLE	CED, CUTTACK		14184207	11 KV KALINGA	11 kV	OTHER			9.16756	56%	53%	0%	
308	TPCODL	DHENKANAL CIR	TED,CHAINPAL		14192203	11 KV BHOGABARENI	11 kV	OTHER			5.388648	47%	46%	0%	
309	TPCODL	PARADEEP CIRCL	JED, JAGATSINGHAPUR		14194203	11 KV DERIK/ SIKHAF	11 kV	OTHER			1.0988	53%	51%	0%	
310	TPCODL	PARADEEP CIRCL	KED-01, KENDRAPARA		14200203	11 KV DASIPUR	11 kV	OTHER			5.13596	81%	80%	0%	
311	TPCODL	CUTTACK CIRCLE	CDD-1, CUTTACK		14209202	11 KV CB9	11 kV	OTHER			2.75153	34%	36%	0%	
312	TPCODL	CUTTACK CIRCLE	CDD-2, CUTTACK		14211201	11 KV POPARADA	11 kV	OTHER			3.805594	30%	26%	0%	
313	TPCODL	CUTTACK CIRCLE	SED, SALIPUR		14212203	11 KV SOGAL	11 kV	OTHER			3.324714	82%	77%	0%	
314	TPCODL	CUTTACK CIRCLE	CED, CUTTACK		14233203	11 KV MANGARAJPUR	11 kV	OTHER			2.4113	44%	47%	0%	
315	TPCODL	CIRCLE-01, BBSR	BCDD-02, BBSR		14235201	11 KV SARAKANTARA	11 kV	OTHER			4.9738	40%	42%	0%	
316	TPCODL	CUTTACK CIRCLE	CDD-2, CUTTACK		14242201	11 KV MAHANADI BIH	11 kV	OTHER			11.430936	52%	53%	0%	
317	TPCODL	CIRCLE-02, BBSR	KHD,KHURDA		14267201	11 KV KATHAKHUNTA	11 kV	OTHER			1.1104	67%	64%	0%	
318	TPCODL	CIRCLE-02, BBSR	NYD, NAYAGARH		14280201	11 KV MARADA	11 kV	OTHER			1.220651	49%	48%	0%	
319	TPCODL	CIRCLE-02, BBSR	NYD, NAYAGARH		14280203	11 KV BIJIPUR	11 kV	OTHER			4.464076	48%	47%	0%	
320	TPCODL	CUTTACK CIRCLE	CDD-2, CUTTACK		14297203	11 KV RAMKUMARPUI	11 kV	OTHER			2.943372	66%	66%	0%	
321	TPCODL	CUTTACK CIRCLE	AED, ATHAGARH		14305202	11 KV GOPAPUR LOC/	11 kV	OTHER			2.686921	69%	63%	0%	
322	TPCODL	DHENKANAL CIR	DED, DHENKANAL		14313204	11 KV BARUAN	11 kV	OTHER			2.129679	77%	78%	0%	
323	TPCODL	DHENKANAL CIR	DED, DHENKANAL		14318201	11 KV BAISINGA	11 kV	OTHER			6.383997	57%	54%	0%	
324	TPCODL	DHENKANAL CIR	DED, DHENKANAL		14313202	11 KV ANALABERENI	11 kV	OTHER			6.051681	65%	68%	0%	
325	TPCODL	DHENKANAL CIR	TED,CHAINPAL		14147203	11 KV BARRAGE	11 kV	OTHER			0.50322	17%	21%	0%	
326	TPCODL	DHENKANAL CIR	TED,CHAINPAL		14148205	11 KV KARADEI	11 kV	OTHER			5.221222	47%	46%	0%	
327	TPCODL	PARADEEP CIRCL	JED, JAGATSINGHAPUR		14171202	11 KV 22 MAUZA	11 kV	OTHER			0.968334	75%	73%	0%	
328	TPCODL	PARADEEP CIRCL	JED, JAGATSINGHAPUR		14174203	11 KV BALIKUDA	11 kV	OTHER			0.9007	79%	62%	0%	
329	TPCODL	PARADEEP CIRCL	PDP, PARADEEP		14175203	11 KV REBHUTAMUND	11 kV	OTHER			4.393795	50%	49%	0%	
330	TPCODL	PARADEEP CIRCL	PDP, PARADEEP		14175204	11 KV RANGIAGADA	11 kV	OTHER			7.250177	67%	66%	0%	
331	TPCODL	PARADEEP CIRCL	KED-01, KENDRAPARA		14349201	11 KV GOVINDPUR	11 kV	OTHER			3.5231	64%	62%	0%	
332	TPCODL	PARADEEP CIRCL	KED-01, KENDRAPARA		14349202	11 KV MAHARAKULA	11 kV	OTHER			1.9956	60%	60%	0%	
333	TPCODL	PARADEEP CIRCL	PDP, PARADEEP		14345202	11 KV PAIKAKULA	11 kV	OTHER			1.709056	63%	63%	0%	
334	TPCODL	PARADEEP CIRCL	PDP, PARADEEP		14345204	11 KV MANAPUR	11 kV	OTHER			3.399622	69%	68%	0%	
335	TPCODL	PARADEEP CIRCL	KED-01, KENDRAPARA		14352202	11 KV JAYNAGAR	11 kV	OTHER			4.2276	74%	71%	0%	
336	TPCODL	PARADEEP CIRCL	JED, JAGATSINGHAPUR		14359202	11 KV ADHANGA	11 kV	OTHER			1.818038	83%	77%	0%	
337	TPCODL	CIRCLE-01, BBSR	BED, BBSR		14370202	11 KV JAGANNATH N/	11 kV	OTHER			8.429084	38%	39%	0%	
338	TPCODL	CIRCLE-01, BBSR	BED, BBSR		14370204	11 KV MANGRAJ POIN	11 kV	OTHER			10.727664	42%	42%	0%	
339	TPCODL	CIRCLE-01, BBSR	BCDD-02, BBSR		14251204	11 KV INJANA	11 kV	OTHER			7.19454	80%	78%	0%	
340	TPCODL	CIRCLE-01, BBSR	NED, NIMAPARA		14263202	11 KV NAYAHAT	11 kV	OTHER			5.4152	39%	36%	0%	

341	TPCODL	CUTTACK CIRCLE	CDD-2, CUTTACK		14297201	11 KV SOMAPUR	11 kV	OTHER			0.416023	49%	47%	0%	
342	TPCODL	CUTTACK CIRCLE	CED, CUTTACK		14301204	11 KV SIHA	11 kV	OTHER			2.2598	85%	88%	0%	
343	TPCODL	CUTTACK CIRCLE	AED, ATHAGARH		14307201	11 KV GADADHARPUF	11 kV	OTHER			4.3002	65%	61%	0%	
344	TPCODL	CUTTACK CIRCLE	AED, ATHAGARH		14308201	11 KV BADABARSINGI	11 kV	OTHER			2.698296	53%	50%	0%	
345	TPCODL	CUTTACK CIRCLE	SED, SALIPUR		14312201	11 KV JAPAKUDA	11 kV	OTHER			3.607161	67%	66%	0%	
346	TPCODL	CUTTACK CIRCLE	SED, SALIPUR		14312203	11 KV RAMESWARSAL	11 kV	OTHER			4.956736	49%	49%	0%	
347	TPCODL	PARADEEP CIRCL	KED-01, KENDRAPARA		14352201	11 KV AYATAN	11 kV	OTHER			1.564539	0%	2%	0%	
348	TPCODL	PARADEEP CIRCL	KED-01, KENDRAPARA		14353201	11 KV KARO	11 kV	OTHER			0.753204	-3%	-3%	0%	
349	TPCODL	PARADEEP CIRCL	PDP, PARADEEP		14179204	11 KV BAZAR	11 kV	OTHER			2.55198	48%	47%	0%	
350	TPCODL	CUTTACK CIRCLE	AED, ATHAGARH		14214201	11 KV KHUNTAKATA	11 kV	OTHER			4.17594	80%	81%	0%	
351	TPCODL	CIRCLE-01, BBSR	BED, BBSR		14224202	11 KV BHINGARPUR	11 kV	OTHER			6.8796	60%	59%	0%	
352	TPCODL	CUTTACK CIRCLE	CED, CUTTACK		14233202	11 KV BERHAMPUR	11 kV	OTHER			1.4581	55%	46%	0%	
353	TPCODL	CIRCLE-01, BBSR	BCDD-02, BBSR		14251201	11 KV PATIA STATION	11 kV	OTHER			1.1076	76%	72%	0%	
354	TPCODL	CIRCLE-01, BBSR	BCDD-02, BBSR		14251202	11 KV DHAWA	11 kV	OTHER			5.03228	80%	80%	0%	
355	TPCODL	CIRCLE-01, BBSR	NED, NIMAPARA		14257201	11 KV NUASANTHA	11 kV	OTHER			6.463627	76%	75%	0%	
356	TPCODL	CIRCLE-01, BBSR	NED, NIMAPARA		14259201	11 KV TRAHIACHYUTI	11 kV	OTHER			5.8716	77%	79%	0%	
357	TPCODL	CIRCLE-01, BBSR	NED, NIMAPARA		14262201	11 KV BANGURIGAN	11 kV	OTHER			3.76904	50%	50%	0%	
358	TPCODL	CIRCLE-02, BBSR	KHD,KHURDA		14267203	11 KV PUBUSAHI	11 kV	OTHER			2.806792	81%	79%	0%	
359	TPCODL	CUTTACK CIRCLE	CED, CUTTACK		14299201	11 KV NAHALPUR	11 kV	OTHER			3.980631	79%	65%	0%	
360	TPCODL	CUTTACK CIRCLE	CED, CUTTACK		14299202	11 KV GOBINDPURII	11 kV	OTHER			3.152176	75%	66%	0%	
361	TPCODL	CUTTACK CIRCLE	SED, SALIPUR		14309202	11 KV DHARMAGATPU	11 kV	OTHER			4.732577	46%	41%	0%	
362	TPCODL	CUTTACK CIRCLE	SED, SALIPUR		14310203	11 KV GOUDAGOPA	11 kV	OTHER			1.81924	35%	27%	0%	
363	TPCODL	DHENKANAL CIR	DED, DHENKANAL		14318202	11 KV JIRIDAMALI	11 kV	OTHER			1.364601	42%	39%	0%	
364	TPCODL	CUTTACK CIRCLE	CED, CUTTACK		14184204	11 KV OTM	11 kV	OTHER			1.97981	3%	0%	0%	
365	TPCODL	PARADEEP CIRCL	JED, JAGATSINGHAPUR		14194202	11 KV CHANDAPURA	11 kV	OTHER			2.36362	68%	67%	0%	
366	TPCODL	PARADEEP CIRCL	KED-01, KENDRAPARA		14197202	11 KV LAW COLLEGE	11 kV	OTHER			3.8829	64%	65%	0%	
367	TPCODL	CUTTACK CIRCLE	CDD-1, CUTTACK		14209203	11 KV MUSEUM	11 kV	OTHER			2.325204	49%	50%	0%	
368	TPCODL	CIRCLE-01, BBSR	BCDD-02, BBSR		14217204	11 KV PKB	11 kV	OTHER			4.732036	31%	32%	0%	
369	TPCODL	CUTTACK CIRCLE	CED, CUTTACK		14220201	11 KV ERANCHA	11 kV	OTHER			4.1725	84%	80%	0%	
370	TPCODL	CIRCLE-01, BBSR	BCDD-02, BBSR		14222204	11 KV JAGAMOHAN N	11 kV	OTHER			16.693768	69%	70%	0%	
371	TPCODL	PARADEEP CIRCL	KED-01, KENDRAPARA		14347201	11 KV GHAGARA	11 kV	OTHER			1.990518	66%	64%	0%	
372	TPCODL	PARADEEP CIRCL	KED-01, KENDRAPARA		14347202	11 KV CHAUDAKULAT	11 kV	OTHER			3.023106	56%	54%	0%	
373	TPCODL	CIRCLE-01, BBSR	BCDD-02, BBSR		14230203	11 KV INCOME TAX	11 kV	OTHER			12.886818	75%	76%	0%	
374	TPCODL	CUTTACK CIRCLE	CDD-2, CUTTACK		14242202	11 KV MAHANADI BIH	11 kV	OTHER			5.587678	42%	42%	0%	
375	TPCODL	CIRCLE-01, BBSR	NED, NIMAPARA		14263203	11 KV TULASIPUR	11 kV	OTHER			5.2644	56%	53%	0%	
376	TPCODL	CIRCLE-02, BBSR	NYD, NAYAGARH		14276201	11 KV RANICHHELI	11 kV	OTHER			0.18414	16%	3%	0%	
377	TPCODL	CUTTACK CIRCLE	CDD-2, CUTTACK		14296201	11 KV MAHATAB ROA	11 kV	OTHER			13.083867	17%	16%	0%	
378	TPCODL	CUTTACK CIRCLE	AED, ATHAGARH		14304201	11 KV KAMALADIHA N	11 kV	OTHER			4.307514	51%	46%	0%	
379	TPCODL	CUTTACK CIRCLE	AED, ATHAGARH		14305203	11 KV BHATTARIKA	11 kV	OTHER			1.395294	-3%	4%	0%	
380	TPCODL	CUTTACK CIRCLE	AED, ATHAGARH		14308203	11 KV BANGERISINGH	11 kV	OTHER			3.039078	84%	82%	0%	
381	TPCODL	CUTTACK CIRCLE	SED, SALIPUR		14312204	11 KV MALAMAUDA	11 kV	OTHER			4.518396	79%	78%	0%	
382	TPCODL	DHENKANAL CIR	DED, DHENKANAL		14313201	11 KV SOGAR	11 kV	OTHER			3.1101	81%	80%	0%	
383	TPCODL	PARADEEP CIRCL	PDP, PARADEEP		14340202	11 KV DIHASAHI	11 kV	OTHER			6.9448	79%	76%	0%	
384	TPCODL	PARADEEP CIRCL	JED, JAGATSINGHAPUR		14357201	11 KV DERIKI	11 kV	OTHER			0.226512	65%	45%	0%	
385	TPCODL	CUTTACK CIRCLE	SED, SALIPUR		14366201	11 KV PADMAPUR	11 kV	OTHER			7.72808	57%	58%	0%	
386	TPCODL	CIRCLE-01, BBSR	BED, BBSR		14370201	11 KV PRACHI VIHAR	11 kV	OTHER			7.650164	42%	42%	0%	
387	TPCODL	CUTTACK CIRCLE	CDD-1, CUTTACK		14378204	11 KV OGFED4	11 kV	OTHER			1.991236	75%	76%	0%	
388	TPCODL	CUTTACK CIRCLE	CDD-1, CUTTACK		14082202	11 KV RAILWAY	11 kV	OTHER			12.125736	62%	60%	0%	
389	TPCODL	CUTTACK CIRCLE	SED, SALIPUR		14096201	11 KV JAIPUR/KOTAP	11 kV	OTHER			3.272	51%	44%	0%	
390	TPCODL	CUTTACK CIRCLE	CED, CUTTACK		14101202	11 KV SUNDARGAON	11 kV	OTHER			5.7518	45%	30%	0%	
391	TPCODL	CUTTACK CIRCLE	CED, CUTTACK		14106201	11 KV KALIAGHAI	11 kV	OTHER			2.821334	31%	33%	0%	
392	TPCODL	CUTTACK CIRCLE	CED, CUTTACK		14109202	11 KV CHARINANGAL	11 kV	OTHER			3.1516	63%	58%	0%	
393	TPCODL	CUTTACK CIRCLE	AED, ATHAGARH		14111201	11 KV BAGDHARIA	11 kV	OTHER			2.35382	67%	56%	0%	
394	TPCODL	CUTTACK CIRCLE	AED, ATHAGARH		14111203	11 KV BALIJHARIA	11 kV	OTHER			5.878	78%	73%	0%	
395	TPCODL	DHENKANAL CIR	DED, DHENKANAL		14124205	11 KV ANALABERENI/	11 kV	OTHER			3.4569866	76%	76%	0%	
396	TPCODL	PARADEEP CIRCL	KED-01, KENDRAPARA		14154203	11 KV CHHOTAKANIK	11 kV	OTHER			2.6341	77%	74%	0%	
397	TPCODL	PARADEEP CIRCL	KED-01, KENDRAPARA		14158202	11 KV KENDRAPADAT	11 kV	OTHER			10.5768	72%	72%	0%	
398	TPCODL	PARADEEP CIRCL	KED-01, KENDRAPARA		14161205	11 KV DOBANDHA	11 kV	OTHER			0.5331035	29%	26%	0%	
399	TPCODL	PARADEEP CIRCL	KED-02, MARSAGHAI		14163202	11 KV NARENDRAPUR	11 kV	OTHER			9.13628	66%	61%	0%	
400	TPCODL	PARADEEP CIRCL	KED-01, KENDRAPARA		14164204	11 KV ASURESWAR	11 kV	OTHER			0.650278	46%	46%	0%	
401	TPCODL	PARADEEP CIRCL	JED, JAGATSINGHAPUR		14171203	11 KV RANIPADA	11 kV	OTHER			5.30595	78%	75%	0%	
402	TPCODL	PARADEEP CIRCL	PDP, PARADEEP		14178207	11 KV KOTHI	11 kV	OTHER			2.11222	60%	54%	0%	
403	TPCODL	CIRCLE-01, BBSR	BED, BBSR		14180203	11 KV ATALA	11 kV	OTHER			14.588	30%	30%	0%	
404	TPCODL	DHENKANAL CIR	TED,CHAINPAL		14192202	11 KV GOTAMARA	11 kV	OTHER			2.342684	71%	69%	0%	
405	TPCODL	PARADEEP CIRCL	JED, JAGATSINGHAPUR		14194204	11 KV ALANAHAT / NA	11 kV	OTHER			1.6124	76%	73%	0%	
406	TPCODL	PARADEEP CIRCL	KED-01, KENDRAPARA		14199202	11 KV PANCHUPANDA	11 kV	OTHER			6.822885	71%	72%	0%	
407	TPCODL	PARADEEP CIRCL	KED-01, KENDRAPARA		14200202	11 KV HATSAHI	11 kV	OTHER			3.71136	54%	58%	0%	
408	TPCODL	CIRCLE-01, BBSR	BCDD-02, BBSR		14216201	11 KV TRISULIA	11 kV	OTHER			3.544	84%	83%	0%	
409	TPCODL	CIRCLE-01, BBSR	BCDD-02, BBSR		14217202	11 KV KALARAHANGA	11 kV	OTHER			11.32548	46%	47%	0%	
410	TPCODL	CIRCLE-01, BBSR	BED, BBSR		14244203	11 KV CIFA	11 kV	OTHER			2.903851	64%	62%	0%	
411	TPCODL	CIRCLE-01, BBSR	BED, BBSR		14244204	11 KV GANGUA	11 kV	OTHER			7.804511	50%	50%	0%	
412	TPCODL	CIRCLE-01, BBSR	NED, NIMAPARA		14263201	11 KV BINISIPUR	11 kV	OTHER			8.78972	78%	78%	0%	
413	TPCODL	CIRCLE-02, BBSR	KHD,KHURDA		14270201	11 KV JAMUJHARI	11 kV	OTHER			0.986888	22%	20%	0%	
414	TPCODL	CUTTACK CIRCLE	CDD-2, CUTTACK		14297202	11 KV TELDIA	11 kV	OTHER			0.72011	43%	41%	0%	
415	TPCODL	CUTTACK CIRCLE	CED, CUTTACK		14302201	11 KV ARAKATA	11 kV	OTHER			2.1931	74%	70%	0%	
416	TPCODL	CUTTACK CIRCLE	AED, ATHAGARH		14305201	11 KV RATAPATA2	11 kV	OTHER			2.475019	39%	35%	0%	
417	TPCODL	CUTTACK CIRCLE	SED, SALIPUR		14309201	11 KV DHAMANTPUR	11 kV	OTHER			0.941163	67%	63%	0%	
418	TPCODL	CUTTACK CIRCLE	SED, SALIPUR		14312202	11 KV BHIMADASPUR	11 kV	OTHER			4.613293	72%	71%	0%	
419	TPCODL	DHENKANAL CIR	DED, DHENKANAL		14313203	11 KV KOTAGARA	11 kV	OTHER			4.203927	58%	55%	0%	
420	TPCODL	PARADEEP CIRCL	JED, JAGATSINGHAPUR		14362202	11 KV FDR2	11 kV	OTHER			0.812871	78%	66%	0%	
421	TPCODL	CIRCLE-01, BBSR	BCDD-02, BBSR	BHUBANESWAR/MANCHES	17001409	FDR-9(RAILWAY)	33 kV	OTHER			1.1436	-3%		0%	
422	TPCODL	CIRCLE-01, BBSR	BED, BBSR	MANCHESWAR-B GIS	17047402	MANCHESWAR(UG)	33 kV	OTHER			38.76	0%		0%	
423	TPCODL	CIRCLE-01, BBSR	BCDD-01, BBSR	CHANDAKA	17002401	UNIT-8 FDR-1	33 kV	OTHER			6.938011111	1%		0%	
424	TPCODL	CIRCLE-01, BBSR	BCDD-01, BBSR	CHANDAKA	17002402	UNIT-8 FDR-2 (RAJBHAE	33 kV	OTHER			6.938011111	1%		0%	
425	TPCODL	CIRCLE-01, BBSR	BCDD-02, BBSR	CHANDAKA	17002403	CHANDRASEKHARPUR-3	33 kV	OTHER			58.761	-3%		0%	
426	TPCODL	CIRCLE-01, BBSR	BCDD-02, BBSR	CHANDAKA	17002404	CHANDRASEKHARPUR-2	33 kV	OTHER			63.04272	-6%		0%	
427	TPCODL	CIRCLE-01, BBSR	BCDD-02, BBSR	CHANDAKA	17002405	NAYAPALLI	33 kV	OTHER			21.92688	4%		0%	

428	TPCODL	CIRCLE-01, BBSR	BCDD-02, BBSR		CHANDAKA	17002406	XAVIER	33 kV	OTHER			20.178	3%		0%	
429	TPCODL	CIRCLE-01, BBSR	BCDD-02, BBSR		CHANDAKA	17002409	TCS	33 kV	OTHER			5.856	-1%		0%	
430	TPCODL	CIRCLE-01, BBSR	BCDD-02, BBSR		CHANDAKA	17002410	KIIT	33 kV	OTHER			44.9526	-1%		0%	
431	TPCODL	CIRCLE-01, BBSR	BCDD-02, BBSR		CHANDAKA	17002411	SJ DEVELOPER	33 kV	OTHER			15.4368	-3%		0%	
432	TPCODL	CIRCLE-01, BBSR	BCDD-02, BBSR		CHANDAKA	17002412	INFOCITY	33 kV	OTHER			13.968	7%		0%	
433	TPCODL	CIRCLE-01, BBSR	BCDD-02, BBSR		RANASINGHPUR	17003401	NAYAPALLI	33 kV	OTHER			14.13249111	8%		0%	
434	TPCODL	CIRCLE-01, BBSR	BCDD-02, BBSR		RANASINGHPUR	17003402	BARAMUNDA	33 kV	OTHER			24.41769111	3%		0%	
435	TPCODL	CIRCLE-01, BBSR	BED, BBSR		RANASINGHPUR	17003403	BHIMATANGI - I	33 kV	OTHER			31.15224	7%		0%	
436	TPCODL	CIRCLE-01, BBSR	BED, BBSR		RANASINGHPUR	17003404	BHIMATANGI - II / BARA	33 kV	OTHER			14.09148	7%		0%	
437	TPCODL	CIRCLE-01, BBSR	BCDD-02, BBSR		RANASINGHPUR	17003405	AIIMS NO-I	33 kV	OTHER			9.762	0%		0%	
438	TPCODL	CIRCLE-01, BBSR	BCDD-02, BBSR		RANASINGHPUR	17003406	AIIMS NO-II	33 kV	OTHER			9.762	0%		0%	
439	TPCODL	CIRCLE-01, BBSR	BCDD-02, BBSR		RANASINGHPUR	17003409	VIPUL	33 kV	OTHER			89.7802	0%		0%	
440	TPCODL	CIRCLE-01, BBSR	BCDD-02, BBSR		RANASINGHPUR	17003410	RANASINGHPUR	33 kV	OTHER			14.308	10%		0%	
441	TPCODL	CIRCLE-01, BBSR	BED, BBSR		BADAGADA/KESURA	17004405	LINGIPUR	33 kV	OTHER			22.79656	-5%		0%	
442	TPCODL	CIRCLE-01, BBSR	NED, NIMAPARA		NIMAPADA / DIGHAL	17005402	KAKATPUR	33 kV	OTHER			39.5256	5%		0%	
443	TPCODL	CIRCLE-01, BBSR	NED, NIMAPARA		NIMAPADA / DIGHAL	17005403	KONARK	33 kV	OTHER			11.65423	-2%		0%	
444	TPCODL	CIRCLE-01, BBSR	NED, NIMAPARA		NIMAPADA / DIGHAL	17005405	BAMANAL/DANDIPUR	33 kV	OTHER			15.3765	-1%		0%	
445	TPCODL	CIRCLE-01, BBSR	NED, NIMAPARA		KONARK	17006401	KONARK	33 kV	OTHER			11.6557	10%		0%	
446	TPCODL	CIRCLE-01, BBSR	NED, NIMAPARA		KONARK	17006402	GOP	33 kV	OTHER			5.28133	3%		0%	
447	TPCODL	CIRCLE-01, BBSR	NED, NIMAPARA		KONARK	17006403	BANGURIGAON	33 kV	OTHER			8.7144	1%		0%	
448	TPCODL	CIRCLE-02, BBSR	KHD,KHURDA		KHURDA	17007401	BANKI	33 kV	OTHER			42.92334	6%		0%	
449	TPCODL	CIRCLE-02, BBSR	KHD,KHURDA		KHURDA	17007402	BOLAGARH	33 kV	OTHER			47.82252	-1%		0%	
450	TPCODL	CIRCLE-02, BBSR	KHD,KHURDA		KHURDA	17007403	TANGI / JANKIA	33 kV	OTHER			36.3996	12%		0%	
451	TPCODL	CIRCLE-02, BBSR	KHD,KHURDA		KHURDA	17007404	KHURDA	33 kV	OTHER			38.4996	-2%		0%	
452	TPCODL	CIRCLE-02, BBSR	KHD,KHURDA		KHURDA	17007405	DELANG	33 kV	OTHER			80.0514	5%		0%	
453	TPCODL	CIRCLE-02, BBSR	KHD,KHURDA		KHURDA	17007406	RAILWAY	33 kV	OTHER			35.20968	-1%		0%	
454	TPCODL	CIRCLE-02, BBSR	KHD,KHURDA		KHURDA	17007407	JATANI	33 kV	OTHER			36.62376	8%		0%	
455	TPCODL	CIRCLE-02, BBSR	KHD,KHURDA		ARGUL	17009401	IIT ARGUL-1	33 kV	OTHER			0.9926	0%		0%	
456	TPCODL	CIRCLE-02, BBSR	KHD,KHURDA		ARGUL	17009404	IIT ARGUL-2	33 kV	OTHER			0.9926	0%		0%	
457	TPCODL	CIRCLE-02, BBSR	KHD,KHURDA		ARGUL	17009402	NISER 1	33 kV	OTHER			1.7277	0%		0%	
458	TPCODL	CIRCLE-02, BBSR	KHD,KHURDA		ARGUL	17009403	NISER 2	33 kV	OTHER			1.7277	0%		0%	
459	TPCODL	CIRCLE-02, BBSR	KHD,KHURDA		BANKI	17010401	SUNADEI	33 kV	OTHER			35.5506	12%		0%	
460	TPCODL	CIRCLE-02, BBSR	NYD, NAYAGARH		NAYAGARH	17011401	RANAPUR	33 kV	OTHER			8.3268	4%		0%	
461	TPCODL	CIRCLE-02, BBSR	NYD, NAYAGARH		NAYAGARH	17011402	BINOD PADA	33 kV	OTHER			4.51956	3%		0%	
462	TPCODL	CIRCLE-02, BBSR	NYD, NAYAGARH		NAYAGARH	17011403	KHANDAPADA	33 kV	OTHER			27.37536	8%		0%	
463	TPCODL	CIRCLE-02, BBSR	NYD, NAYAGARH		NAYAGARH	17011406	ODAGAON	33 kV	OTHER			38.3544	0%		0%	
464	TPCODL	CIRCLE-02, BBSR	NYD, NAYAGARH		NAYAGARH	17011409	MACHHIPADA	33 kV	OTHER			13.044	4%		0%	
465	TPCODL	CIRCLE-02, BBSR	PED, PURI		SAMUKA	17013401	ALARNATH	33 kV	OTHER			9.2766	1%		0%	
466	TPCODL	CIRCLE-02, BBSR	PED, PURI		SAMUKA	17013402	BALIAPANDA-1	33 kV	OTHER			5.0952	2%		0%	
467	TPCODL	CIRCLE-02, BBSR	PED, PURI		SAMUKA	17013403	BALIAPANDA-2	33 kV	OTHER			5.0952	2%		0%	
468	TPCODL	CIRCLE-02, BBSR	BAED,BALUGAON		BALUGAON	17015403	CHILIKA (DEDICATED)	33 kV	OTHER			0.4522	-2%		0%	
469	TPCODL	CIRCLE-02, BBSR	BAED,BALUGAON		CHANDPUR	17016401	CHANDPUR	33 kV	OTHER			7.7286	-3%		0%	
470	TPCODL	CIRCLE-02, BBSR	BAED,BALUGAON		CHANDPUR	17016402	TANGI-CHANDPUR	33 kV	OTHER			13.8006	7%		0%	
471	TPCODL	CIRCLE-02, BBSR	BAED,BALUGAON		CHANDPUR	17016403	BHUSANDAPUR	33 kV	OTHER			12.4806	6%		0%	
472	TPCODL	CUTTACK CIRCLE	CED, CUTTACK		CHANDIKHOLE	17017401	BADACHANA	33 kV	OTHER			23.916	1%		0%	
473	TPCODL	CUTTACK CIRCLE	CED, CUTTACK		CHANDIKHOLE	17017402	KUNDAL	33 kV	OTHER			0.8683	-1%		0%	
474	TPCODL	CUTTACK CIRCLE	CED, CUTTACK		CHOUDWAR	17018402	TANGI	33 kV	OTHER			17.03448	13%		0%	
475	TPCODL	CUTTACK CIRCLE	CED, CUTTACK		CHOUDWAR	17018403	ATHAGARH	33 kV	OTHER			87.631	2%		0%	
476	TPCODL	CUTTACK CIRCLE	SED, SALIPUR		CHOUDWAR	17018404	BAHUGRAM	33 kV	OTHER			29.232	6%		0%	
477	TPCODL	CUTTACK CIRCLE	CDD-2, CUTTACK		CHOUDWAR	17018405	JAGATPUR	33 kV	OTHER			16.99812	10%		0%	
478	TPCODL	CUTTACK CIRCLE	CDD-1, CUTTACK		BIDANASI	17019401	TULASIPUR 1	33 kV	OTHER			60.35436	5%		0%	
479	TPCODL	CUTTACK CIRCLE	CDD-1, CUTTACK		BIDANASI	17019402	TULASIPUR 2	33 kV	OTHER			60.35436	5%		0%	
480	TPCODL	CUTTACK CIRCLE	CDD-1, CUTTACK		BIDANASI	17019405	SISHUBHABAN	33 kV	OTHER			14.248	6%		0%	
481	TPCODL	CUTTACK CIRCLE	CDD-1, CUTTACK		BIDANASI	17019406	IOCL-I	33 kV	OTHER			33.027	-5%		0%	
482	TPCODL	CUTTACK CIRCLE	CDD-1, CUTTACK		BIDANASI	17019407	IOCL-II	33 kV	OTHER			5.268	-3%		0%	
483	TPCODL	CUTTACK CIRCLE	CED, CUTTACK		CUTTACK	17020401	BALIKUDA	33 kV	OTHER			47.0004	10%		0%	
484	TPCODL	CUTTACK CIRCLE	CDD-2, CUTTACK		CUTTACK	17020402	BENTKAR	33 kV	OTHER			3.0452	2%		0%	
485	TPCODL	CUTTACK CIRCLE	CDD-2, CUTTACK		CUTTACK	17020403	JSPUR RURAL	33 kV	OTHER			40.5132	2%		0%	
486	TPCODL	CUTTACK CIRCLE	CDD-2, CUTTACK		CUTTACK	17020404	CRRI-1	33 kV	OTHER			6.05754	-3%		0%	
487	TPCODL	CUTTACK CIRCLE	CDD-2, CUTTACK		CUTTACK	17020405	CRRI-2	33 kV	OTHER			6.05754	-3%		0%	
488	TPCODL	CUTTACK CIRCLE	CDD-2, CUTTACK		CUTTACK	17020406	CHAULIAGANJ I	33 kV	OTHER			9.65206	6%		0%	
489	TPCODL	CUTTACK CIRCLE	CDD-2, CUTTACK		CUTTACK	17020407	CHAULIAGANJ II	33 kV	OTHER			9.65206	6%		0%	
490	TPCODL	CUTTACK CIRCLE	CDD-1, CUTTACK		CUTTACK	17020408	MEDICAL-1 UG	33 kV	OTHER			6.756	-3%		0%	
491	TPCODL	CUTTACK CIRCLE	SED, SALIPUR		SALIPUR	17021401	SALIPUR	33 kV	OTHER			34.1988	9%		0%	
492	TPCODL	CUTTACK CIRCLE	SED, SALIPUR		SALIPUR	17021402	MAHANGA	33 kV	OTHER			19.2426	-4%		0%	
493	TPCODL	CUTTACK CIRCLE	CED, CUTTACK		PHULNAKAHARA	17022402	NIALI	33 kV	OTHER			26.052	9%		0%	
494	TPCODL	CIRCLE-01, BBSR	BED, BBSR		PHULNAKAHARA	17022403	PHULNAKAHARA	33 kV	OTHER			29.34	-2%		0%	
495	TPCODL	CIRCLE-01, BBSR	NED, NIMAPARA		PHULNAKAHARA	17022404	BANAMALIPUR	33 kV	OTHER			21.084	-2%		0%	
496	TPCODL	CIRCLE-01, BBSR	BED, BBSR		PHULNAKAHARA	17022405	BHINGARPUR	33 kV	OTHER			10.037	3%		0%	
497	TPCODL	CUTTACK CIRCLE	AED, ATHAGARH		NUAPATNA	17023401	BADAMBA	33 kV	OTHER			18.8868	12%		0%	
498	TPCODL	CUTTACK CIRCLE	AED, ATHAGARH		NUAPATNA	17023402	ATHAGARH	33 kV	OTHER			17.2668	0%		0%	
499	TPCODL	DHENKANAL CIRCL	DED, DHENKANAL		DHENKANAL	17024407	SCAW INDUSTRIES	33 kV	OTHER			1.97369958	0%		0%	
500	TPCODL	DHENKANAL CIRCL	DED, DHENKANAL		KAMAKHYANAGAR	17025401	KAMAKHYANAGAR	33 kV	OTHER			24.3468	1%		0%	
501	TPCODL	DHENKANAL CIRCL	DED, DHENKANAL		KAMAKHYANAGAR	17025402	KANKADAHADA/JIRIDAI	33 kV	OTHER			5.1846	0%		0%	
502	TPCODL	DHENKANAL CIRCL	DED, DHENKANAL		KAMAKHYANAGAR	17025404	MATHAKARGOLA	33 kV	OTHER			1.6866	2%		0%	
503	TPCODL	DHENKANAL CIRCL	DED, DHENKANAL		KAMAKHYANAGAR	17025405	PANDUA	33 kV	OTHER			2.85444	5%		0%	
504	TPCODL	DHENKANAL CIRCL	TED,CHAINPAL		CHAINPAL	17027406	CHAINPAL	33 kV	OTHER			1.848	11%		0%	
505	TPCODL	DHENKANAL CIRCL	ANED, ANGUL		ANGUL	17030401	RAILWAY	33 kV	OTHER			1.50279	-2%		0%	
506	TPCODL	DHENKANAL CIRCL	ANED, ANGUL		ANGUL	17030404	M/S GANESH SPONGE	33 kV	OTHER			5.4579	-2%		0%	
507	TPCODL	DHENKANAL CIRCL	ANED, ANGUL		ANGUL	17030405	HEMASURPADA	33 kV	OTHER			34.76412	0%		0%	
508	TPCODL	DHENKANAL CIRCL	ANED, ANGUL		BOINDA	17031401	JARPADA	33 kV	OTHER			16.20072	5%		0%	
509	TPCODL	DHENKANAL CIRCL	ANED, ANGUL		BOINDA	17031402	BOINDA	33 kV	OTHER			9.8556	13%		0%	
510	TPCODL	DHENKANAL CIRCL	ANED, ANGUL		BOINDA	17031403	ATHAMALIK	33 kV	OTHER			6.45504	9%		0%	
511	TPCODL	DHENKANAL CIRCL	ANED, ANGUL		RAIRAKHOL	17032401	BAMUR	33 kV	OTHER			3.162	0%		0%	
512	TPCODL	PARADEEP CIRCLE	KED-01, KENDRAPARA		PATTAMUNDAI	17033403	RAJANAGAR	33 kV	OTHER			5.514	4%		0%	
513	TPCODL	PARADEEP CIRCLE	KED-01, KENDRAPARA		KENDRAPADA	17034401	KENDRAPARA	33 kV	OTHER			37.4616	2%		0%	
514	TPCODL	PARADEEP CIRCLE	KED-01, KENDRAPARA		KENDRAPADA	17034402	DANPUR	33 kV	OTHER			8.9656	-4%		0%	

515	TPCODL	PARADEEP CIRCLE	KED-01, KENDRAPARA		KENDRAPADA	17034403	INDUPUR	33 kV	OTHER			6.43164	0%		0%	
516	TPCODL	PARADEEP CIRCLE	KED-01, KENDRAPARA		KENDRAPADA	17034404	LUNA	33 kV	OTHER			6.5412	4%		0%	
517	TPCODL	PARADEEP CIRCLE	KED-01, KENDRAPARA		KENDRAPADA	17034405	AUL-PATTAMUNDAI	33 kV	OTHER			4.5944	1%		0%	
518	TPCODL	PARADEEP CIRCLE	KED-02, MARSAGHAI		MARSHAGHAI	17035401	LUNA	33 kV	OTHER			45.4644	8%		0%	
519	TPCODL	PARADEEP CIRCLE	KED-02, MARSAGHAI		MARSHAGHAI	17035402	MAHAKALPADA	33 kV	OTHER			43.668	2%		0%	
520	TPCODL	PARADEEP CIRCLE	PDP, PARADEEP		PARADEEP	17036401	INDUSTRIAL	33 kV	OTHER			36.17952	10%		0%	
521	TPCODL	PARADEEP CIRCLE	PDP, PARADEEP		PARADEEP	17036402	TIRTOL	33 kV	OTHER			11.94	8%		0%	
522	TPCODL	PARADEEP CIRCLE	PDP, PARADEEP		PARADEEP	17036405	HPCL	33 kV	OTHER			3.2718	0%		0%	
523	TPCODL	PARADEEP CIRCLE	PDP, PARADEEP		PARADEEP	17036406	BIJAYACHANDRAPUR	33 kV	OTHER			15.0054	6%		0%	
524	TPCODL	PARADEEP CIRCLE	JED, JAGATSINGHAPUR		JAGATSINGHPUR	17037401	JAGATSINHPUR	33 kV	OTHER			19.96959	6%		0%	
525	TPCODL	PARADEEP CIRCLE	JED, JAGATSINGHAPUR		JAGATSINGHPUR	17037402	TIRTOL	33 kV	OTHER			26.3676	-1%		0%	
526	TPCODL	PARADEEP CIRCLE	JED, JAGATSINGHAPUR		JAGATSINGHPUR	17037403	NABAPATANA (MAIN)	33 kV	OTHER			25.4385	6%		0%	
527	TPCODL	PARADEEP CIRCLE	JED, JAGATSINGHAPUR		JAGATSINGHPUR	17037404	BALIKUDA (NEW)	33 kV	OTHER			48.7984	5%		0%	
528	TPCODL	PARADEEP CIRCLE	JED, JAGATSINGHAPUR		JAGATSINGHPUR	17037405	NAUGAON (MAIN)	33 kV	OTHER			8.044	1%		0%	
529	TPCODL	CUTTACK CIRCLE	CED, CUTTACK		MANIA	17038403	KAIMATIA	33 kV	OTHER			2.6365	0%		0%	
530	TPCODL	PARADEEP CIRCLE	KED-01, KENDRAPARA		OLAVER	17039401	OLAVER	33 kV	OTHER			4.62	-2%		0%	
531	TPCODL	PARADEEP CIRCLE	KED-01, KENDRAPARA		OLAVER	17039404	AYATAN	33 kV	OTHER			1.392	12%		0%	
532	TPCODL	PARADEEP CIRCLE	KED-01, KENDRAPARA		OLAVER	17039405	OLAVER MLIP	33 kV	OTHER			0.246	0%		0%	
533	TPCODL	DHENKANAL CIRCL	DED, DHENKANAL		KHAJURIAKATA	17040401	KHAJURIAKATA-1	33 kV	OTHER			2.996	4%		0%	
534	TPCODL	CIRCLE-02, BBSR	KHD,KHURDA		INFOCITY -II GIS	17041401	INFOSYS- JATANI	33 kV	OTHER			35.3352	-4%		0%	
535	TPCODL	CIRCLE-01, BBSR	BCDD-01, BBSR		UNIT-8 GIS	17043401	UNIT-8 GIS-1	33 kV	OTHER			6.938011111	1%		0%	
536	TPCODL	CIRCLE-01, BBSR	BCDD-01, BBSR		UNIT-8 GIS	17043402	UNIT-8 GIS-2	33 kV	OTHER			6.938011111	1%		0%	
537	TPCODL	CIRCLE-01, BBSR	BCDD-01, BBSR		UNIT-8 GIS	17043403	GIS BARAMUNDA	33 kV	OTHER			6.938011111	1%		0%	
538	TPCODL	CIRCLE-01, BBSR	BCDD-01, BBSR		UNIT-8 GIS	17043404	UNIT-6 GIS-1	33 kV	OTHER			6.938011111	1%		0%	
539	TPCODL	CIRCLE-01, BBSR	BCDD-01, BBSR		UNIT-8 GIS	17043405	UNIT-6 GIS-2	33 kV	OTHER			6.938011111	1%		0%	
540	TPCODL	CUTTACK CIRCLE	AED, ATHAGARH		KHUNTUNI GIS	17044402	J K LAXMI	33 kV	OTHER			4.632	4%		0%	
541	TPCODL	CUTTACK CIRCLE	AED, ATHAGARH		NARASINGHPUR	17045401	NARSINGHPUR	33 kV	OTHER			6.696248	7%		0%	
542	TPCODL	CUTTACK CIRCLE	AED, ATHAGARH		NARASINGHPUR	17045402	MEGA LI-1	33 kV	OTHER			0.876	0%		0%	
543	TPCODL	CUTTACK CIRCLE	AED, ATHAGARH		NARASINGHPUR	17045403	MEGA LI-2	33 kV	OTHER			0.876	0%		0%	
544	TPCODL	PARADEEP CIRCLE	PDP, PARADEEP		TIRTOL/BODHEI	17046401	TIRTOL/BODHEI	33 kV	OTHER			2.988	4%		0%	
545	TPCODL	PARADEEP CIRCLE	PDP, PARADEEP		TIRTOL/BODHEI	17046402	GORADA	33 kV	OTHER			3.2772	9%		0%	
546	TPCODL	DHENKANAL CIRCL	TED,CHAINPAL		GLOBAL	17054401	GLOBAL	33 kV	OTHER			4.7842095	5%		0%	
547	TPCODL	DHENKANAL CIRCL	TED,CHAINPAL		GLOBAL	17054402	ARYAN	33 kV	OTHER			3.4033152	8%		0%	

Details of DT-wise losses (please add more rows as per requirement)

Zone Name	Circle name	Division name	Name of the Sub-division	Name of the Sub-station	Substation Code	Name of the 11 kV Feeder	Feeder Code	Name of the Location where DT situated	DT code	DT Capacity (kVA)	Predominant consumer type of DT (Domestic/Industrial/Agriculture/Mixed)	Type of metering AMR/AMI/ Communicable/Conventional metered/Unmetered	Status of Meter- whether Functional (Yes/No)	% of data received automatically (if AMR/AMI)	No. of Connected Consumers	Input Energy (MU) (A)	Billed Energy (MU) (B)	Loss (MU) (A-B)	% DT Loss (A-B)/A
TPCODL	BBSR1	BCDD-2	PERIPHERI	NEW KALARAHAN	14251	PATIA STATION	14251201	P.K PUR NO-2	1231DT453	100	Mixed	AMI	Yes	100%	127	0.05399	0.02099	0.033	61%
TPCODL	BBSR1	BCDD-2	PERIPHERI	NEW KALARAHAN	14251	INJANA	14251204	P.K PUR NO-1	1231DT464	100	Mixed	AMI	Yes	100%	104	0.03027	0.0206	0.00967	32%
TPCODL	BBSR1	BCDD-2	PERIPHERI	NEW KALARAHAN	14251	INJANA	14251204	P.K PUR NO-3	1231DT468	100	Mixed	AMI	Yes	100%	31	0.00949	0.00681	0.00268	28%
TPCODL	BBSR1	BCDD-2	PERIPHERI	NEW KALARAHAN	14251	INJANA	14251204	SUBHALAXMI P	1231DT470	250	Mixed	AMI	Yes	100%	28	0.00846	0.00588	0.00258	30%
TPCODL	BBSR1	BCDD-2	PERIPHERI	NEW KALARAHAN	14251	INJANA	14251204	R.G PLACE	1231DT472	250	Mixed	AMI	Yes	100%	19	0.00651	0.00517	0.00133	20%
TPCODL	BBSR1	BCDD-2	PERIPHERI	NEW KALARAHAN	14251	INJANA	14251204	PATIA TANGI N	1231DT476	63	Mixed	AMI	Yes	100%	26	0.02671	0.00808	0.01863	70%
TPCODL	BBSR1	BCDD-2	PERIPHERI	NEW KALARAHAN	14251	INJANA	14251204	SARADHAJALI I	1231DT477	250	Mixed	AMI	Yes	100%	22	0.0069	0.00595	0.00096	14%
TPCODL	BBSR1	BCDD-2	PERIPHERI	NEW KALARAHAN	14251	INJANA	14251204	P.K PUR (SCHO	1231DT480	25	Mixed	AMI	Yes	100%	11	0.01234	0.00506	0.00727	59%
TPCODL	BBSR1	BCDD-2	PERIPHERI	NEW KALARAHAN	14251	INJANA	14251204	MASON PARAD	1231DT485	100	Mixed	AMI	Yes	100%	12	0.01331	0.00473	0.00858	64%
TPCODL	BBSR1	BCDD-2	PERIPHERI	NEW KALARAHAN	14251	INJANA	14251204	INJANA NO.3	1231DT493	100	Mixed	AMI	Yes	100%	48	0.03609	0.01101	0.02508	70%
TPCODL	BBSR1	BCDD-2	PERIPHERI	NEW KALARAHAN	14251	TANGI BANTA	14251203	INJANA NO-2	1231DT588	100	Mixed	AMI	Yes	100%	61	0.02704	0.01394	0.0131	48%
TPCODL	BBSR1	BCDD-2	PERIPHERI	NEW KALARAHAN	14251	TANGI BANTA	14251203	INJANA NO-1	1231DT589	100	Mixed	AMI	Yes	100%	49	0.03434	0.00973	0.02461	72%
TPCODL	BBSR-1	BED	RASULGARH	MANCHESWAR	14022	MANCHESWAR-3	14022203	BRIGHT TRANS	1314DT220	250	Mixed	AMI	Yes	100%	106	0.06882	0.01579	0.05303	77%
TPCODL	BBSR1	BED	TEMPLE	BHIMATANGI	14018	R.E JAMUKOLI	14018204	BOTANDA BHO	1322DT236	100	Mixed	AMI	Yes	100%	66	0.01348	0.00457	0.00891	66%
TPCODL	BBSR1	BED	TEMPLE	BHIMATANGI	14018	R.E JAMUKOLI	14018204	SBI BOTANDA	1322DT278	63	Mixed	AMI	Yes	100%	15	0.01275	0.00608	0.00668	52%
TPCODL	BBSR1	BED	TEMPLE	BHIMATANGI	14018	R.E JAMUKOLI	14018204	ORAKALA VILL	1322DT320	250	Mixed	AMI	Yes	100%	139	0.0716	0.04525	0.02635	37%
TPCODL	BBSR1	BED	TEMPLE	BHIMATANGI	14018	R.E JAMUKOLI	14018204	KUHA VILLAGE	1322DT413	200	Mixed	AMI	Yes	100%	169	0.06479	0.03873	0.02606	40%
TPCODL	BBSR1	BED	TEMPLE	BHIMATANGI	14018	R.E JAMUKOLI	14018204	BIRIBANDHA	1322DT443	100	Mixed	AMI	Yes	100%	99	0.03293	0.01704	0.01589	48%
TPCODL	BBSR1	BED	TEMPLE	BHIMATANGI	14018	R.E JAMUKOLI	14018204	PRADHAN SAH	1322DT466	100	Mixed	AMI	Yes	100%	91	0.03839	0.02197	0.01642	43%
TPCODL	BBSR1	NED	KAKATPUR	KAKATPUR	14030	NILAKANTHAPUR	14030203	PATISHAHI	1412DT023	100	Mixed	AMI	Yes	100%	82	0.01306	0.00962	0.00344	26%
TPCODL	BBSR1	NED	KAKATPUR	KAKATPUR	14030	NILAKANTHAPUR	14030203	BARAJI SAHI	1412DT041	100	Mixed	AMI	Yes	100%	109	0.02254	0.00941	0.01314	58%
TPCODL	BBSR1	NED	KAKATPUR	KAKATPUR	14030	NILAKANTHAPUR	14030203	BADAKANA	1412DT062	100	Mixed	AMI	Yes	100%	137	0.02801	0.01295	0.01506	54%
TPCODL	BBSR1	NED	KAKATPUR	BANGURIGAON O	14262	BANGURIGAN	14262201	TENTULIA PRIN	1413DT268	25	Mixed	AMI	Yes	100%	58	0.01049	0.00526	0.00523	50%
TPCODL	BBSR1	NED	KAKATPUR	BANGURIGAON O	14262	BANGURIGAN	14262201	PULAKAI TEMP	1413DT272	63	Mixed	AMI	Yes	100%	108	0.01826	0.00818	0.01008	55%
TPCODL	BBSR1	NED	NIMAPARA	MADARANG (NAG	14266	MALLAGAON	14266201	GOLAPUR NO-1	1421DT058	100	Mixed	AMI	Yes	100%	72	0.0171	0.00813	0.00897	52%
TPCODL	BBSR1	NED	NIMAPARA	MADARANG (NAG	14266	NAGAPUR BAZAR	14266202	KHARIJA SAHI	1421DT105	63	Mixed	AMI	Yes	100%	45	0.01631	0.0064	0.00991	61%
TPCODL	BBSR1	NED	NIMAPARA	MADARANG (NAG	14266	NAGAPUR BAZAR	14266202	KHARIJA SAHI	1421DT106	63	Mixed	AMI	Yes	100%	48	0.01348	0.00559	0.00789	59%
TPCODL	BBSR1	NED	NIMAPARA	MADARANG (NAG	14266	NAGAPUR BAZAR	14266202	NETAPUR-MAH	1421DT120	63	Mixed	AMI	Yes	100%	22	0.00967	0.00325	0.00642	66%
TPCODL	BBSR1	NED	NIMAPARA	GOP	14051	GOP	14051201	PIRAPADIA	1421DT133	100	Mixed	AMI	Yes	100%	33	0.03527	0.00835	0.02692	76%
TPCODL	BBSR1	NED	NIMAPARA	KONARK	14031	KONARK U/G	14031204	SOVONIYO SCH	1422DT214	100	Mixed	AMI	Yes	100%	48	0.03348	0.00792	0.02556	76%
TPCODL	BBSR-1	NED	NIMAPARA	NIMAPARA	14027	CHARICHHAKA	14027201	KHADARPUR VI	1423DT196	63	Mixed	AMI	Yes	100%	48	0.01352	0.00355	0.00997	74%
TPCODL	BBSR1	NED	NIMAPARA	NIMAPARA	14027	CHARICHHAKA	14027201	BHODAR	1423DT273	100	Mixed	AMI	Yes	100%	48	0.02309	0.0086	0.01449	63%
TPCODL	BBSR1	NED	NIMAPARA	NIMAPARA	14027	CHARICHHAKA	14027201	DENAILO	1423DT563	63	Mixed	AMI	Yes	100%	37	0.00602	0.00361	0.00242	40%
TPCODL	BBSR1	NED	NIMAPARA	DANDIPUR ODSSP	14379	DHANUA	14379203	CHAKARA KUD	1424DT136	63	Mixed	AMI	Yes	100%	46	0.01547	0.00504	0.01042	67%
TPCODL	BBSR1	NED	NIMAPARA	DANDIPUR ODSSP	14379	DHANUA	14379203	KOLAHANA	1424DT141	100	Mixed	AMI	Yes	100%	52	0.01272	0.00441	0.00831	65%
TPCODL	BBSR-1	NED	NIMAPARA	BAMANAL ODSSP	14257	NUASANTHA	14257201	SADERIA	1424DT365	100	Mixed	AMI	Yes	100%	44	0.00747	0.00198	0.00548	73%
TPCODL	BBSR1	NED	NIMAPARA	BAMANAL ODSSP	14257	NUASANTHA	14257201	GADI SADERIA	1424DT366	25	Mixed	AMI	Yes	100%	53	0.00357	0.00313	0.00044	12%
TPCODL	BBSR-1	NED	NIMAPARA	BAMANAL ODSSP	14257	NUASANTHA	14257201	BARIMUNDIA	1424DT387	100	Mixed	AMI	Yes	100%	66	0.00955	0.00261	0.00694	73%
TPCODL	BBSR1	NED	NIMAPARA	BAMANAL ODSSP	14257	NUASANTHA	14257201	BANDHAMUND	1424DT395	100	Mixed	AMI	Yes	100%	65	0.01637	0.00678	0.00958	59%
TPCODL	BBSR1	NED	NIMAPARA	BAMANAL ODSSP	14257	NUASANTHA	14257201	NUA SANTHA	1424DT407	100	Mixed	AMI	Yes	100%	49	0.0217	0.00481	0.0169	78%
TPCODL	BBSR1	NED	PIPILI	BALAKATI	14025	VAINCHUA	14025203	SANA BAINCHU	1431DT093	63	Mixed	AMI	Yes	100%	33	0.00645	0.00287	0.00357	55%
TPCODL	BBSR1	NED	PIPILI	NAKHARA	14023	TRINATH BAZAR	14023202	PATUPADA-2	1431DT100	16	Mixed	AMI	Yes	100%	50	0.01066	0.00536	0.0053	50%
TPCODL	BBSR1	NED	PIPILI	NAKHARA	14023	TRINATH BAZAR	14023202	PATUPADA RW	1431DT101	25	Mixed	AMI	Yes	100%	40	0.00887	0.00575	0.00312	35%
TPCODL	BBSR1	NED	PIPILI	BALAKATI	14025	SATYABHAMAPUR	14025202	GOTALA BINDH	1431DT155	100	Mixed	AMI	Yes	100%	24	0.01132	0.00593	0.0054	48%
TPCODL	BBSR1	NED	PIPILI	BALAKATI	14025	SATYABHAMAPUR	14025202	RANGA BAZAR	1431DT163	100	Mixed	AMI	Yes	100%	63	0.03757	0.01848	0.01909	51%
TPCODL	BBSR1	NED	PIPILI	BALAKATI	14025	VAINCHUA	14025203	KANTAGOTHA	1431DT184	100	Mixed	AMI	Yes	100%	78	0.02333	0.01531	0.00802	34%
TPCODL	BBSR1	NED	PIPILI	BALAKATI	14025	VAINCHUA	14025203	BHAICHUA BAZ	1431DT187	100	Mixed	AMI	Yes	100%	51	0.02014	0.01183	0.00831	41%
TPCODL	BBSR1	NED	PIPILI	BALAKATI	14025	VAINCHUA	14025203	9 GHARA SAHI	1431DT188	100	Mixed	AMI	Yes	100%	54	0.02806	0.01259	0.01547	55%
TPCODL	BBSR1	NED	PIPILI	BALAKATI	14025	VAINCHUA	14025203	9 GHARA SAHI	1431DT189	63	Mixed	AMI	Yes	100%	39	0.00936	0.00911	0.00025	3%
TPCODL	BBSR1	NED	PIPILI	BALAKATI	14025	VAINCHUA	14025203	DHABALAHARA	1431DT191	63	Mixed	AMI	Yes	100%	23	0.00937	0.0035	0.00586	63%
TPCODL	BBSR1	NED	PIPILI	BALAKATI	14025	VAINCHUA	14025203	MANDAGADA	1431DT192	63	Mixed	AMI	Yes	100%	32	0.00599	0.00286	0.00313	52%
TPCODL	BBSR1	NED	PIPILI	BALAKATI	14025	VAINCHUA	14025203	PATARA SAHI	1431DT193	100	Mixed	AMI	Yes	100%	56	0.01697	0.01082	0.00615	36%
TPCODL	BBSR1	NED	PIPILI	BALAKATI	14025	VAINCHUA	14025203	MOHANTY SAH	1431DT202	63	Mixed	AMI	Yes	100%	17	0.01217	0.00374	0.00843	69%
TPCODL	BBSR1	NED	PIPILI	BALAKATI	14025	VAINCHUA	14025203	MOHANTY SAH	1431DT203	100	Mixed	AMI	Yes	100%	88	0.02412	0.01577	0.00835	35%

TPCODL	BBSR1	NED	PIPILI	BALAKATI	14025	VAINCHUA	14025203	BADHEI SAHI	1431DT204	100	Mixed	AMI	Yes	100%	97	0.02232	0.01954	0.00278	12%
TPCODL	BBSR-1	NED	PIPILI	BALAKATI	14025	VAINCHUA	14025203	DHABALAHARA	1431DT216	63	Mixed	AMI	Yes	100%	25	0.00522	0.00339	0.00183	35%
TPCODL	BBSR1	NED	PIPILI	BALAKATI	14025	SATYABHAMAPUR	14025202	GOTALA GRAM	1431DT223	100	Mixed	AMI	Yes	100%	63	0.01878	0.01168	0.0071	38%
TPCODL	CTC	CDD-1	SUB DIVISION	JAIL	14086	GANGA MANDIR	14086202	BHAGATPUR C	3124DT033	63	Mixed	AMI	Yes	100%	127	0.02908	0.02726	0.00182	6%
TPCODL	CTC	CDD-1	SUB DIVISION	SATICHAURA ODS	14238	EYE HOSPITAL	14238202	BHAGABAN SA	3142DT039	250	Mixed	AMI	Yes	100%	91	0.03574	0.01514	0.0206	58%
TPCODL	CTC	CDD-2	BADAMBADI	OGP	14090	KATHAJODI	14090204	DARGHA PATN	3213DT181	100	Mixed	AMI	Yes	100%	30	0.01997	0.00731	0.01266	63%
TPCODL	CTC	CDD-2	BADAMBADI	OGP	14090	KATHAJODI	14090204	ANANDI JENA	3213DT187	100	Mixed	AMI	Yes	100%	18	0.00678	0.00305	0.00373	55%
TPCODL	CTC	CDD-2	BADAMBADI	OGP	14090	KATHAJODI	14090204	BHUINA SAHI	3213DT190	100	Mixed	AMI	Yes	100%	16	0.01644	0.00436	0.01208	73%
TPCODL	CTC	CDD-2	BADAMBADI	OGP	14090	KATHAJODI	14090204	OTS 2	3213DT206	63	Mixed	AMI	Yes	100%	36	0.0115	0.00936	0.00213	19%
TPCODL	CTC	CDD-2	JOBRA	42 MAUZA	14092	BENTKAR	14092202	SAMAL SAHI SH	3221DT004	63	Mixed	AMI	Yes	100%	34	0.01402	0.00423	0.00978	70%
TPCODL	CTC	CDD-2	JOBRA	42 MAUZA	14092	BENTKAR	14092202	SAMAL SAHI DI	3221DT023	63	Mixed	AMI	Yes	100%	41	0.00917	0.00376	0.00541	59%
TPCODL	CUTTACK	CDD-2	JOBRA	42 MAUZA	14092	BENTKAR	14092202	KALIMA TODA	3221DT026	63	Mixed	AMI	Yes	100%	42	0.00588	0.00375	0.00214	36%
TPCODL	CTC	CDD-2	JOBRA	42 MAUZA	14092	BENTKAR	14092202	GOPAL PANDA	3221DT033	100	Mixed	AMI	Yes	100%	16	0.01261	0.00289	0.00972	77%
TPCODL	CTC	CDD-2	JOBRA	42 MAUZA	14092	BENTKAR	14092202	AINI	3221DT055	63	Mixed	AMI	Yes	100%	54	0.00688	0.00489	0.00199	29%
TPCODL	CTC	CDD-2	JOBRA	42 MAUZA	14092	BENTKAR	14092202	JHARAKATA 1	3221DT058	100	Mixed	AMI	Yes	100%	71	0.02395	0.00683	0.01712	71%
TPCODL	CTC	CDD-2	JOBRA	42 MAUZA	14092	CHANDULI	14092201	BENTKAR JENA	3221DT079	63	Mixed	AMI	Yes	100%	32	0.01284	0.00415	0.00869	68%
TPCODL	CUTTACK	CDD-2	JOBRA	42 MAUZA	14092	CHANDULI	14092201	ROUTRAPUR1	3221DT089	100	Mixed	AMI	Yes	100%	24	0.01123	0.00363	0.0076	68%
TPCODL	CUTTACK	CDD-2	JOBRA	42 MAUZA	14092	CHANDULI	14092201	ROUTRAPUR2	3221DT092	100	Mixed	AMI	Yes	100%	149	0.07247	0.02781	0.04466	62%
TPCODL	CUTTACK	CDD-2	JOBRA	42 MAUZA	14092	CHANDULI	14092201	DHOBISAI	3221DT093	100	Mixed	AMI	Yes	100%	55	0.02211	0.01109	0.01103	50%
TPCODL	CUTTACK	CDD-2	JOBRA	42 MAUZA	14092	CHANDULI	14092201	KALUKALAPADA	3221DT098	100	Mixed	AMI	Yes	100%	39	0.02098	0.00903	0.01195	57%
TPCODL	CTC	CDD-2	JOBRA	42 MAUZA	14092	CHANDULI	14092201	BARAL1	3221DT135	63	Mixed	AMI	Yes	100%	85	0.00682	0.00649	0.00032	5%
TPCODL	CTC	CDD-2	JOBRA	42 MAUZA	14092	CHANDULI	14092201	SARASWATI PU	3221DT136	100	Mixed	AMI	Yes	100%	149	0.01517	0.01089	0.00427	28%
TPCODL	CTC	CDD-2	JOBRA	42 MAUZA	14092	JHINKIRIA	14092203	BAHALA PADA	3221DT149	63	Mixed	AMI	Yes	100%	45	0.01382	0.00584	0.00798	58%
TPCODL	CUTTACK	CDD-2	JOBRA	42 MAUZA	14092	KALAPADA	14092204	ERAINCH	3221DT182	100	Mixed	AMI	Yes	100%	67	0.02765	0.00759	0.02006	73%
TPCODL	CUTTACK	CDD-2	JOBRA	42 MAUZA	14092	KALAPADA	14092204	DEUU RWSS	3221DT188	100	Mixed	AMI	Yes	100%	77	0.02542	0.01427	0.01115	44%
TPCODL	CUTTACK	CDD-2	JOBRA	42 MAUZA	14092	KALAPADA	14092204	DEULI-2	3221DT191	100	Mixed	AMI	Yes	100%	36	0.0208	0.00582	0.01497	72%
TPCODL	CUTTACK	CDD-2	JOBRA	42 MAUZA	14092	KALAPADA	14092204	KALUPADA RW	3221DT195	100	Mixed	AMI	Yes	100%	56	0.02025	0.0094	0.01086	54%
TPCODL	CUTTACK	CDD-2	JOBRA	42 MAUZA	14092	KALAPADA	14092204	KALUPADA-3	3221DT198	100	Mixed	AMI	Yes	100%	39	0.01769	0.00622	0.01147	65%
TPCODL	CUTTACK	CDD-2	JOBRA	42 MAUZA	14092	KALAPADA	14092204	KALUPADA-4	3221DT199	100	Mixed	AMI	Yes	100%	65	0.03821	0.01002	0.02818	74%
TPCODL	CUTTACK	CDD-2	JOBRA	42 MAUZA	14092	KALAPADA	14092204	BASANTA KUNI	3221DT200	63	Mixed	AMI	Yes	100%	51	0.02105	0.00536	0.01569	75%
TPCODL	CUTTACK	CDD-2	JOBRA	42 MAUZA	14092	KALAPADA	14092204	KANAPADA	3221DT201	100	Mixed	AMI	Yes	100%	22	0.00531	0.00308	0.00223	42%
TPCODL	CUTTACK	CDD-2	JOBRA	42 MAUZA	14092	KALAPADA	14092204	MAI GAN	3221DT203	63	Mixed	AMI	Yes	100%	45	0.01297	0.00584	0.00713	55%
TPCODL	CUTTACK	CDD-2	JOBRA	42 MAUZA	14092	KALAPADA	14092204	SIVA MANDIRA	3221DT207	100	Mixed	AMI	Yes	100%	52	0.01877	0.00702	0.01174	63%
TPCODL	CTC	CDD-2	JOBRA	42 MAUZA	14092	KALAPADA	14092204	KALUPADA BAR	3221DT209	63	Mixed	AMI	Yes	100%	26	0.00845	0.00196	0.0065	77%
TPCODL	CUTTACK	CDD-2	JOBRA	JAGATPUR	14088	BARRAGE	14088202	PODABARA 1	3222DT193	63	Mixed	AMI	Yes	100%	32	0.00821	0.00254	0.00567	69%
TPCODL	CUTTACK	CDD-2	JOBRA	JAGATPUR	14088	BARRAGE	14088202	MUSLIM SAHI	3222DT215	63	Mixed	AMI	Yes	100%	31	0.00615	0.00226	0.00389	63%
TPCODL	CTC	CDD-2	JOBRA	JAGATPUR	14088	OLD INDUSTRIAL	14088204	LAXMANPUR 1	3223DT093	100	Mixed	AMI	Yes	100%	128	0.04635	0.01394	0.0324	70%
TPCODL	CTC	CDD-2	JOBRA	JAGATPUR	14088	OLD INDUSTRIAL	14088204	ANDHARI	3223DT097	100	Mixed	AMI	Yes	100%	47	0.00817	0.0049	0.00327	40%
TPCODL	CTC	CDD-2	JOBRA	JAGATPUR	14088	OLD INDUSTRIAL	14088204	JAGATPUR MAL	3223DT101	100	Mixed	AMI	Yes	100%	79	0.01147	0.00891	0.00256	22%
TPCODL	CTC	CDD-2	JOBRA	KANDARPUR	14093	AYATPUR	14093204	BAMAN SAI	3224DT092	63	Mixed	AMI	Yes	100%	8	0.00434	0.001	0.00334	77%
TPCODL	CTC	CDD-2	JOBRA	KANDARPUR	14093	KANDARPUR	14093202	KANDARPUR VI	3224DT140	63	Mixed	AMI	Yes	100%	33	0.01086	0.00323	0.00763	70%
TPCODL	CTC	CDD-2	JOBRA	KANDARPUR	14093	KANDARPUR	14093202	SIDHESWAR	3224DT146	100	Mixed	AMI	Yes	100%	48	0.02056	0.00556	0.01499	73%
TPCODL	CTC	CDD-2	JOBRA	KANDARPUR	14093	KANDARPUR	14093202	DARDA SASAN	3224DT149	63	Mixed	AMI	Yes	100%	31	0.00607	0.00239	0.00368	61%
TPCODL	CTC	CDD-2	JOBRA	KANDARPUR	14093	KANDARPUR	14093202	BADUDA	3224DT168	63	Mixed	AMI	Yes	100%	19	0.00522	0.00145	0.00377	72%
TPCODL	CTC	CDD-2	JOBRA	KISHAN NAGAR	14094	MALIPUR	14094202	MANGLADAIPU	3225DT106	63	Mixed	AMI	Yes	100%	48	0.00522	0.00172	0.0035	67%
TPCODL	CTC	CDD-2	JOBRA	KISHAN NAGAR	14094	MALIPUR	14094202	MANGLADAIPU	3225DT110	100	Mixed	AMI	Yes	100%	25	0.00344	0.00187	0.00157	46%
TPCODL	CTC	CDD-2	JOBRA	KISHAN NAGAR	14094	MALIPUR	14094202	MANGLADAIPU	3225DT111	63	Mixed	AMI	Yes	100%	76	0.00882	0.00455	0.00427	48%
TPCODL	CTC	CDD-2	JOBRA	SOMAPUR ODSSP	14297	RAMKUMARPUR	14297203	LINKA SAHI	3225DT158	100	Mixed	AMI	Yes	100%	50	0.01885	0.00485	0.01399	74%
TPCODL	CTC	CDD-2	JOBRA	SOMAPUR ODSSP	14297	RAMKUMARPUR	14297203	ARCHIL	3225DT165	63	Mixed	AMI	Yes	100%	47	0.00667	0.0042	0.00247	37%
TPCODL	CUTTACK	CDD-2	MAHANADIVIH	CRRI	14091	NAYABAZAR	14091204	MAHIMANAGAR	3231DT161	100	Mixed	AMI	Yes	100%	84	0.03635	0.0306	0.00575	16%
TPCODL	CTC	CED	GOPALPUR	BALIKUDA	14102	42 MOUZA	14102201	URALI MALICK	3332DT020	250	Mixed	AMI	Yes	100%	50	0.02981	0.00618	0.02363	79%
TPCODL	CUTTACK	CED	GOPALPUR	BALIKUDA	14102	42 MOUZA	14102201	URALI PANCHA	3332DT024	100	Mixed	AMI	Yes	100%	41	0.01463	0.00677	0.00786	54%
TPCODL	CTC	CED	GOPALPUR	BALIKUDA	14102	42 MOUZA	14102201	NARSINGPUR	3332DT025	100	Mixed	AMI	Yes	100%	40	0.01527	0.00382	0.01145	75%
TPCODL	CUTTACK	CED	GOPALPUR	BALIKUDA	14102	42 MOUZA	14102201	JARIPADA 2	3332DT033	25	Mixed	AMI	Yes	100%	10	0.01227	0.00454	0.00773	63%
TPCODL	CUTTACK	CED	GOPALPUR	BALIKUDA	14102	42 MOUZA	14102201	JARIPADA 3	3332DT035	100	Mixed	AMI	Yes	100%	48	0.0307	0.00896	0.02174	71%
TPCODL	CUTTACK	CED	GOPALPUR	BALIKUDA	14102	42 MOUZA	14102201	NACHHIPUR BA	3332DT040	100	Mixed	AMI	Yes	100%	51	0.0226	0.01072	0.01189	53%
TPCODL	CUTTACK	CED	GOPALPUR	BALIKUDA	14102	42 MOUZA	14102201	NACHHIPUR BA	3332DT042	100	Mixed	AMI	Yes	100%	28	0.0096	0.00607	0.00353	37%
TPCODL	CUTTACK	CED	GOPALPUR	BALIKUDA	14102	42 MOUZA	14102201	NACHHIPUR	3332DT043	250	Mixed	AMI	Yes	100%	47	0.02758	0.00696	0.02062	75%
TPCODL	CUTTACK	CED	GOPALPUR	BALIKUDA	14102	42 MOUZA	14102201	SAINDA	3332DT057	250	Mixed	AMI	Yes	100%	81	0.01996	0.01218	0.00778	39%
TPCODL	CUTTACK	CED	GOPALPUR	BALIKUDA	14102	42 MOUZA	14102201	KAJIPUR	3332DT061	100	Mixed	AMI	Yes	100%	50	0.02827	0.01181	0.01646	58%
TPCODL	CUTTACK	CED	GOPALPUR	BALIKUDA	14102	42 MOUZA	14102201	BALISAHI 2	3332DT062	63	Mixed	AMI	Yes	100%	45	0.01956	0.00817	0.01139	58%
TPCODL	CTC	CED	GOPALPUR	BALIKUDA	14102	42 MOUZA	14102201	BALISAHI 1	3332DT063	63	Mixed	AMI	Yes	100%	20	0.00678	0.00157	0.00521	77%

TPCODL	CUTTACK	AED	NARSINGPUR	BADAMBA	14110	BADAMBA TOWN	14110202	BARAMBA KACH	3411DT075	100	Mixed	AMI	Yes	100%	22	0.01882	0.00432	0.0145	77%
TPCODL	CUTTACK	AED	NARSINGPUR	BADAMBA	14110	GOPMATHURA	14110201	SANKHAMERI G	3411DT170	63	Mixed	AMI	Yes	100%	52	0.01448	0.00344	0.01105	76%
TPCODL	CTC	AED	NARSINGPUR	GOPAPUR ODSSP	14305	GOPAPUR LOCAL	14305202	PADAMALAVPU	3411DT385	100	Mixed	AMI	Yes	100%	90	0.02093	0.00509	0.01584	76%
TPCODL	CTC	AED	NARSINGPUR	GOPAPUR ODSSP	14305	GOPAPUR LOCAL	14305202	GOPAPUR ROA	3411DT401	100	Mixed	AMI	Yes	100%	43	0.01088	0.00327	0.00761	70%
TPCODL	CTC	AED	NARSINGPUR	KANPUR	14111	KANPUR	14111202	JHARAGADIA V	3412DT048	100	Mixed	AMI	Yes	100%	56	0.00616	0.00339	0.00277	45%
TPCODL	CTC	AED	NARSINGPUR	KANPUR	14111	KANPUR	14111202	NUA KANJIAPA	3412DT072	100	Mixed	AMI	Yes	100%	7	0.00102	0.00032	0.0007	69%
TPCODL	CTC	AED	NARSINGPUR	KANPUR	14111	KANPUR	14111202	EKADAL NEW	3412DT108	100	Mixed	AMI	Yes	100%	70	0.01047	0.00247	0.008	76%
TPCODL	CTC	AED	NARSINGPUR	KANPUR	14111	BASALIHATA	14111205	SIARIA TARENI	3412DT119	63	Mixed	AMI	Yes	100%	10	0.00214	0.00043	0.00171	80%
TPCODL	CTC	AED	NARSINGPUR	KANPUR	14111	BASALIHATA	14111205	KAANARAPUR K	3412DT146	100	Mixed	AMI	Yes	100%	24	0.00438	0.00139	0.00298	68%
TPCODL	CTC	AED	NARSINGPUR	KANPUR	14111	BASALIHATA	14111205	KANDHABEREN	3412DT161	100	Mixed	AMI	Yes	100%	40	0.00347	0.00143	0.00204	59%
TPCODL	CTC	AED	NARSINGPUR	KANPUR	14111	BASALIHATA	14111205	NUA SOLABANI	3412DT164	63	Mixed	AMI	Yes	100%	38	0.00694	0.00179	0.00516	74%
TPCODL	CTC	AED	NARSINGPUR	KANPUR	14111	BALIJHARIA	14111203	KALAMATIA	3412DT180	63	Mixed	AMI	Yes	100%	38	0.00778	0.0025	0.00529	68%
TPCODL	CTC	AED	NARSINGPUR	KANPUR	14111	BALIJHARIA	14111203	KALAMATIA MU	3412DT183	63	Mixed	AMI	Yes	100%	23	0.00459	0.00131	0.00328	71%
TPCODL	CTC	AED	NARSINGPUR	KANPUR	14111	GODIBANDHA	14111204	BOKADA VILLA	3412DT256	100	Mixed	AMI	Yes	100%	67	0.00849	0.00634	0.00214	25%
TPCODL	CTC	AED	NARSINGPUR	KANPUR	14111	KARILO	14111206	GOPALPUR RG	3412DT385	63	Mixed	AMI	Yes	100%	26	0.00473	0.00241	0.00232	49%
TPCODL	CUTTACK	AED	NARSINGPUR	KANPUR	14111	KARILO	14111206	GOPALPUR	3412DT386	100	Mixed	AMI	Yes	100%	44	0.01676	0.0086	0.00816	49%
TPCODL	CTC	AED	NARSINGPUR	KANPUR	14111	KARILO	14111206	CHAMPESWAR	3412DT387	63	Mixed	AMI	Yes	100%	44	0.00511	0.00291	0.0022	43%
TPCODL	CUTTACK	AED	NARSINGPUR	KANPUR	14111	KARILO	14111206	CHAMPESWAR	3412DT390	100	Mixed	AMI	Yes	100%	32	0.01187	0.00305	0.00882	74%
TPCODL	CUTTACK	AED	NARSINGPUR	NARSINGHPUR	14112	NUKHAPADA	14112201	KENDUPALI	3413DT001	63	Mixed	AMI	Yes	100%	32	0.00956	0.00304	0.00652	68%
TPCODL	CUTTACK	AED	NARSINGPUR	NARSINGHPUR	14112	NUKHAPADA	14112201	KENDUPALI	3413DT002	100	Mixed	AMI	Yes	100%	71	0.02032	0.00815	0.01216	60%
TPCODL	CUTTACK	AED	NARSINGPUR	NARSINGHPUR	14112	NUKHAPADA	14112201	NUKHAPADA	3413DT003	100	Mixed	AMI	Yes	100%	74	0.013	0.00492	0.00808	62%
TPCODL	CUTTACK	AED	NARSINGPUR	NARSINGHPUR	14112	NUKHAPADA	14112201	NILAKANTHAPU	3413DT006	63	Mixed	AMI	Yes	100%	45	0.01474	0.00418	0.01056	72%
TPCODL	CUTTACK	AED	NARSINGPUR	NARSINGHPUR	14112	NUKHAPADA	14112201	NUKHAPADA CI	3413DT031	63	Mixed	AMI	Yes	100%	37	0.01063	0.00396	0.00667	63%
TPCODL	CTC	AED	NARSINGPUR	NARSINGHPUR	14112	NUKHAPADA	14112201	NUKHAPADA CI	3413DT032	100	Mixed	AMI	Yes	100%	55	0.00646	0.00414	0.00231	36%
TPCODL	CUTTACK	AED	NARSINGPUR	NARSINGHPUR	14112	NUKHAPADA	14112201	PATANDA	3413DT036	25	Mixed	AMI	Yes	100%	49	0.00855	0.00337	0.00518	61%
TPCODL	CUTTACK	AED	NARSINGPUR	NARSINGHPUR	14112	NUKHAPADA	14112201	PADAMPUR	3413DT044	63	Mixed	AMI	Yes	100%	36	0.00669	0.00335	0.00333	50%
TPCODL	CUTTACK	AED	NARSINGPUR	NARSINGHPUR	14112	NUKHAPADA	14112201	LEHENGA 1	3413DT187	100	Mixed	AMI	Yes	100%	49	0.01484	0.00481	0.01003	68%
TPCODL	CUTTACK	AED	NARSINGPUR	NARSINGHPUR	14112	NUKHAPADA	14112201	LEHENGA-2	3413DT190	100	Mixed	AMI	Yes	100%	46	0.01085	0.00333	0.00752	69%
TPCODL	CTC	AED	ATHAGADA	ATHAGARH	14116	KARIKOLA	14116202	HARDAGAHIRI	3422DT272	100	Mixed	AMI	Yes	100%	63	0.01589	0.00388	0.01201	76%
TPCODL	CTC	AED	ATHAGADA	ATHAGARH	14116	KARIKOLA	14116202	DAHISARA-1	3422DT284	100	Mixed	AMI	Yes	100%	73	0.02114	0.00425	0.0169	80%
TPCODL	CUTTACK	SED	MAHANGA	MAHANGA	14097	CHAINPAL	14097203	SALARA15	3513DT029	16	Mixed	AMI	Yes	100%	51	0.0134	0.00654	0.00685	51%
TPCODL	CTC	SED	MAHANGA	MAHANGA	14097	CHAINPAL	14097203	NEAR SALARA	3513DT030	63	Mixed	AMI	Yes	100%	50	0.00464	0.00224	0.0024	52%
TPCODL	CUTTACK	SED	MAHANGA	MAHANGA	14097	CHAINPAL	14097203	SALARA14	3513DT031	100	Mixed	AMI	Yes	100%	93	0.01677	0.00641	0.01036	62%
TPCODL	CUTTACK	SED	MAHANGA	MAHANGA	14097	CHAINPAL	14097203	DHARAPUR3	3513DT034	100	Mixed	AMI	Yes	100%	32	0.01037	0.00276	0.00761	73%
TPCODL	CTC	SED	MAHANGA	MAHANGA	14097	MAHANGA	14097201	MAHANGA 8	3513DT180	25	Mixed	AMI	Yes	100%	20	0.00275	0.00159	0.00116	42%
TPCODL	CTC	SED	MAHANGA	MAHANGA	14097	MAHANGA	14097201	MAHANGA 15	3513DT187	63	Mixed	AMI	Yes	100%	42	0.00941	0.00326	0.00615	65%
TPCODL	CTC	SED	MAHANGA	MAHANGA	14097	MAHANGA	14097201	MAHANGA 35	3513DT238	25	Mixed	AMI	Yes	100%	19	0.00448	0.00109	0.00339	76%
TPCODL	CUTTACK	SED	N KOILI	NISCHINTAKOILI	14099	BUHALA	14099202	NUASAHI 1	3522DT024	63	Mixed	AMI	Yes	100%	35	0.01483	0.0043	0.01053	71%
TPCODL	CUTTACK	SED	N KOILI	NISCHINTAKOILI	14099	BUHALA	14099202	BHUHAL 1	3522DT028	100	Mixed	AMI	Yes	100%	32	0.00735	0.00392	0.00344	47%
TPCODL	CUTTACK	SED	N KOILI	NISCHINTAKOILI	14099	BUHALA	14099202	BHUHAL 3	3522DT030	250	Mixed	AMI	Yes	100%	66	0.02514	0.00922	0.01592	63%
TPCODL	CUTTACK	SED	N KOILI	NISCHINTAKOILI	14099	BUHALA	14099202	BHUHAL 4	3522DT031	150	Mixed	AMI	Yes	100%	42	0.01901	0.00536	0.01364	72%
TPCODL	CUTTACK	SED	N KOILI	NISCHINTAKOILI	14099	BUHALA	14099202	BHUHAL SUNIL	3522DT036	63	Mixed	AMI	Yes	100%	21	0.00212	0.00102	0.00111	52%
TPCODL	CUTTACK	SED	N KOILI	NISCHINTAKOILI	14099	BUHALA	14099202	BHUHAL PHAKI	3522DT037	63	Mixed	AMI	Yes	100%	68	0.01456	0.00727	0.00729	50%
TPCODL	CTC	SED	N KOILI	NISCHINTAKOILI	14099	BUHALA	14099202	TRIMUHANI BR	3522DT041	100	Mixed	AMI	Yes	100%	62	0.01613	0.0043	0.01183	73%
TPCODL	CUTTACK	SED	SALIPUR	BAHUGRAM-2	14098	BAHUGRAM GOPI	14098202	SATYABHAMAP	3531DT028	100	Mixed	AMI	Yes	100%	40	0.02042	0.00599	0.01443	71%
TPCODL	CUTTACK	SED	SALIPUR	BAHUGRAM-2	14098	BAHUGRAM GOPI	14098202	GANESWAR PU	3531DT031	100	Mixed	AMI	Yes	100%	34	0.01152	0.0038	0.00772	67%
TPCODL	CUTTACK	SED	SALIPUR	BAHUGRAM-2	14098	BAHUGRAM GOPI	14098202	MALIHATA	3531DT053	63	Mixed	AMI	Yes	100%	48	0.00618	0.00466	0.00151	24%
TPCODL	CUTTACK	SED	SALIPUR	NISCHINTAKOILI	14099	BUHALA	14099202	JAMARA 2	3533DT001	63	Mixed	AMI	Yes	100%	47	0.01314	0.00504	0.0081	62%
TPCODL	CUTTACK	SED	SALIPUR	NISCHINTAKOILI	14099	BUHALA	14099202	JAMARA 1	3533DT002	100	Mixed	AMI	Yes	100%	62	0.01395	0.00526	0.00869	62%

ANNEXURE – 11

(Audit Cell Order)

TPCODL

Ref: 12352 Date: 23 NOV 2021

To

Mr. Milind Deore,
Director, Bureau of Energy Efficiency,
Ministry of Power.
4th Floor, Sewa Bhawan, R. K. Puram,
New Delhi- 110066.

Sub: Bureau of Energy Efficiency (Manner and intervals for conduct of Energy Audit in Electricity Distribution Companies) Regulation, 2021 reg.

Ref: Your letter No. 18/1/BEE/DISCOM/2021/3999-410 dated 18.11.2021.

Sir,

We, TP Central Odisha Distribution Limited (TPCODL), a Joint Venture of TATA Power Company Limited and Government of Odisha (GoO), is engaged in the business of distribution and supply of power in Central part of Odisha.

TPCODL has created now a centralized energy accounting and audit cell comprising the following officers:

Sl No	Member of EAC	Name	Designation	Mobile Number	E-Mail	Address
1	Nodal Officer	Manoj Ku. Das	DGM (EI)	7008197471	Manoj.Das@tpcentralodisha.com	2nd Floor, IDCO Tower, TPCODL, Saheed Nagar, Bhubaneswar
2	Energy Manager	Sankarsan Panigrahi	DM (EI)	9438585161	Shankarshan.Panigrahi@tpcentralodisha.com	2nd Floor, IDCO Tower, TPCODL,Saheed Nagar, Bhubaneswar
3	IT Manager	L. K. Dash	AGM (EI)	9438233013	laxmikanta.dash@tpcentralodisha.com	Kalyani Complex, TPCODL, Unit-8, Bhubaneswar.
4	Financial Manager	Niranjan Sahu	Team Lead (RAG)	9234002892	Niranjan.Sahu1@tpcentralodisha.com	Corporate Office, TPCODL, Power House, Unit-8, Bhubaneswar

This is for your kind information and record.

Yours Faithfully,

(Parveen Verma)
Chief Commercial Services
TPCODL, Bhubaneswar.

ANNEXURE – 12

(Calibration Certificates)

SECURE METERS LIMITED, UDAIPUR-313003

APEX-100 METERING, AMC REPORT OF AUDIT / BILLING METER

Customer Name : Orissa Power Transmission Corporation Ltd.

LOC Reference : Letter No.Sr.GM-CPC-AMC-18/2009(Part-II)-8163/Date: 29.07.2011

Audit / Billing : BILLING

Circle : EHT(O&M) CHAINPAL

Zone:- CESU (TP(CDL))

Substation Location 132/33kV GRID S/S KAMAKHYANAGAR

Date : 21.12.2023

Auxiliary A.C. Voltage (V) : OK/NOK

Auxiliary D.C. Voltage (V) : OK/NOK

Earthling Connection : OK/NOK

General Electrical Check : OK/NOK

All the PT & CT Connection : OK/NOK

APEX-100 METERING DATA : MAIN METERS

METERING POINT	MAIN METER NO.	PTR	CTR	R.M.S. VOLTAGE : ( )			R.M.S. CURRENT : ( )		
				R To N	Y To N	B To N	R	Y	B
33kV TRF-1	OPT01262	33kV/110V	400/1	18886	18973	18946	92.8	97.3	109.1
33kV TRF-2	OPT01212	33kV/110V	400/1	18885	18947	18886	58.1	61.7	62.8
33kV TRF-3	OPT01215	33kV/110V	400/1	18900	18900	18898	56.3	59.6	58.6

APEX-100 METERING DATA : CHECK METERS

METERING POINT	CHECK METER NO.	PTR	CTR	R.M.S. VOLTAGE : ( )			R.M.S. CURRENT : ( )		
				R To N	Y To N	B To N	R	Y	B
33kV TRF-1	OPT01026	33kV/110V	400/1	18884	18972	18942	93.1	97.3	109.4
33kV TRF-2	OPT01078	33kV/110V	400/1	18826	18911	18881	60.6	56.2	64.1
33kV TRF-3	OPT01397	33kV/110V	400/1	18901	18908	18894	56.4	59.8	58.2

TESTING WITH ACCUCHECK HT+ / ZERA KIT

NAME OF RSS: ACCUCHECK+ (Sl. No. AHP00464) / ZERA KIT SL. NO. ( )

METERING POINT	MAIN METER NO.	CHECK METER NO.	TEST MODE PULSE/COMMS	ACTIVETEST RESULT% ERROR		REACTIVETEST RESULT% ERROR		REMARKS
				MAIN	CHECK	MAIN	CHECK	
33kV TRF-1	OPT01262	OPT01026	PULSE	-0.11	-0.18	-0.05	-0.09	Accuracy within limit
33kV TRF-2	OPT01212	OPT01078	PULSE	-0.08	-0.06	-0.07	-0.06	
33kV TRF-3	OPT01215	OPT01397	PULSE	-0.11	-0.09	-0.07	-0.12	

ANY CHANGE MADE IN HARDWARE OR SOFTWARE : YES/ NO

GENERAL REMARKS : 33 kV TRF-1, TRF-2, TRF-3 06 nos Billing meter are tested. The % of accuracy both active and Reactive are within limit. The meter are working satisfactory.
Remove seal TRF-1 Check TTB – A597356/57(O/P) New seal TRF-1 Check TTB – G1114201/02(O/P)
Remove seal TRF-2 Check TTB – A077687/88(O/P) New seal TRF-2 Check TTB – G1114203/04(O/P)
Remove seal TRF-3 Check TTB – A597360/61(O/P) New seal TRF-3 Check TTB – G1114205/06(O/P)

Signature of SML Engineer

Signature of E & MR OPTCL

Signature of Supplier/ Discom Engineer

Signature of SDO/AE(M) Grid S/S

SDO TL & S/S SUB-DIVISION Kamakhyanagar, OPTCL

Signature of OHPC/OPGC Representative

Signature of Industries Representative

TIME SYNCHRONISATION OF APEX-100 METER MODULE

Refer Letter No: Sr. G.M-CPC-ENERGY-AUDIT-19/2009(Part-IV)6014(9)/Date:30.07.2016

	CESU (TPCODL)
	EHT (O&M) CHANDPAL
S/s Name	132/33 KV GRID S/S KAMAKHYANAGAR
of Time ronization	21-02-2023

Synchronisation through Laptop matching time at SLDC, Bhubaneshwar

Metering Point	Main / Check Meter Sl No	MD Reset Count		MD in MW (I)		MD in MW (E)		MD in MVA (I)		MD in MVA (E)	
		Before	After	Before	After	Before	After	Before	After	Before	After
KV TRF-1	OPT01026	0105	0105	00008.968	00008.968	00000.000	00000.000	00009.116	00009.116	00000.000	00000.000
KV TRF-2	OPT01078	0105	0105	00007.924	00007.924	00000.000	00000.000	00007.980	00007.980	00000.000	00000.000
KV TRF-3	OPT01397	0091	0091	00008.024	00008.024	00000.000	00000.000	00008.088	00008.088	00000.000	

Metering Point	Main / Check Meter Sl No	CMD in MW (I)		CMD in MW (E)		CMD in MVA (I)		CMD in MVA (E)	
		Before	After	Before	After	Before	After	Before	After
KV TRF-1	OPT01026	01048.184	01048.184	00000.124	00000.124	00065.716	01065.716	00000.480	00000.480
KV TRF-2	OPT01078	000681.076	000681.076	00000.836	00000.836	00691.592	00691.592	00002.272	00002.272
KV TRF-3	OPT01397	00596.328	00596.328	00000.004	00000.004	00606.376	00606.376	00000.004	00000.004

Metering Point	Main / Check Meter Sl No	TIME		IP DEMAND (I)		IP DEMAND (E)		Time Different Between Main & Check	
		Before	After	Before	After	Before	After	Main	Check
KV TRF-1	OPT01026	12.46.20	12.45.51	00005.276	00005.276	00000.000	00000.000		
KV TRF-2	OPT01078	12.47.50	12.47.35	00003.156	00003.156	00000.000	00000.000		
KV TRF-3	OPT01397	12.42.35	12.44.04	00003.196	00003.196	00000.000	00000.000		

Rks: Time synchronisation has been done. after time sync. there is no change in MD reset count, MD in MW (I&E), MD in MVA (I&E), CMD in MW (I&E), CMD in MVA (I&E) and IP demand (I&E) any change in time.

Signature of SML Representative

Signature of E&M, OPTCL

Signature of Supplier / Discom Engineer

Signature of SDO / ASO Grid S/s

SDO
TL & S/S SUB-DIVISION
Kamakhyanagar, OPTCL

Signature of Generating Station Representative

METER READING OF ENERGY AUDIT METER / BILLING METER

...e	CESU (TPCODL)	Audit Meter / Billing Meter	BILLING
...rid Sub Station Name:	132/33 kV GRID SIS KAMAKHYANAGAR		

Billing Metering Point Name	33 kV TRF-1		33 kV TRF-2		33 kV TRF-3			
Audit Metering Point Name								
	Metering Point-	Metering Point-	Metering Point-	Metering Point-	Metering Point-	Metering Point-	Metering Point-	Metering Point-
Meter SL No.	OPT01262	OPT01026	OPT01212	OPT01078	OPT01215	OPT01397		
Date	21.02.23	21.02.23	21.02.23	21.02.23	21.02.23	21.02.23		
Time	12.10.58	12.14.59	12.17.09	12.20.37	12.22.26	12.25.53		
Mwh (I)	477748.29	479418.93	289775.07	289586.91	288251.74	288572.40		
(E)	000000.05	000000.05	000000.02	000000.61	000000.00	000000.00		
MV Arh lag Q1	067542.72	068123.63	049266.12	049245.91	047961.35	048014.07		
MV Arh ld Q2	000000.07	000000.07	000000.00	000000.00	000000.00	000000.00		
MV Arh lag Q3	000000.13	000000.13	000002.30	000002.30	000000.00	000000.00		
MV Arh ld Q4	000007.98	000008.27	000011.81	000011.78	000001.00	000001.00		
MV Ah (I)	485987.74	487720.68	294091.53	293905.30	262798.12	263123.28		
(E)	000000.21	000000.22	000002.45	000002.45	000000.00	000000.00		
Last I.P. Demand MW (I)	00005.276	00004.948	00003.152	00003.156	00003.192	00003.196		
Last I.P. Demand MW (E)	00000.000	00000.000	00000.000	00000.000	00000.000	00000.000		
MV Arh High	011353.45	010881.00	005784.56	005454.80	004827.56	005401.50		
MV Arh Low	004605.95	004860.29	002787.31	002935.00	002674.94	002450.10		
Avg. PF (I)	0.981 lag	0.981 lag	0.983 lag	0.985 lag	0.980 lag	0.980 lag		
MD (I) MW	00008.984	00008.968	00007.948	00007.924	00008.012	00008.024		
MD (E) MW	00000.000	00000.000	00000.000	00000.000	00000.000	00000.000		
MD (I) MVA	00009.136	00009.116	00008.000	00007.980	00008.080	00008.088		
MD (E) MVA	00000.000	00000.000	00000.000	00000.000	00000.000	00000.000		
CMD MW (I)	01052.612	01048.184	00679.420	00681.076	00589.572	00596.928		
CMD MW (E)	00000.136	00000.124	00000.856	00000.836	00000.016	00000.004		
CMD MVA (I)	01070.316	01065.716	00659.996	00691.592	00599.668	00606.376		
CMD MVA (E)	00000.468	00000.480	00002.332	00002.272	00000.016	00000.004		
MD Reset Count	0106	0105	0105	0105	0090	0091		
Instaneous Values								
MW	004.92	004.96	003.11	003.07	003.19	003.15		
MVAr	000.94	000.96	000.54	000.53	000.63	000.62		
MVA	005.01	005.05	003.12	003.12	003.25	003.22		
PF								
Freq.	50.032	49.969	49.889	49.940		49.998		

Signature of SML Engineer

Signature of E & MR OPTCL

Signature of Supplier/ Discom Engineer

Signature of SDO/AE(M) Grid S/S

SDO
TL & S/S SUB-DIVISION
Kamakhyanagar, OPTCL

Signature of OHPC/OPGC Representative

Signature of Industries Representa

METER READING OF ENERGY AUDIT METER / BILLING METER

	CESU (TPCODL)			Audit Meter / Billing Meter			BILLING	
Sub Station Name:	132/33kV GRID S/S KAMAKHYANAGAR							
ing Metering Point Name	132kV TRACTION							
Audit Metering Point Name								
	Metering Point- MAIN	Metering Point- CHECK	Metering Point-	Metering Point-	Metering Point-	Metering Point-	Metering Point-	Metering Point-
Meter SL No.	OPT01465	OPT01466						
Date	17.02.23	17.02.23						
Time	16.15.40	16.21.43						
Mwh (I)	+0000011.8	+0000010.6						
(E)	-0000004.2	-0000008.2						
MV Arh lag Q1	+00000005.6	+0000005.4						
MV Arh ld Q2	+00000000.6	+0000000.4						
MV Arh lag Q3	-0000003.2	-0000006.6						
MV Arh ld Q4	-0000000.6	-0000000.4						
MV Ah (I)	+0000016.0	+0000014.2						
(E)	-0000006.6	-0000012.0						
Last I.P. Demand MW (I)	000000.00	000000.00						
Last I.P. Demand MW (E)	000000.00	000000.00						
MV Arh High	+0000000.0	+00000000.0						
MV Arh Low	+0000000.0	+00000000.0						
Avg. PF (I)	1.000 lag	1.000 lag						
MD (I) MW	NO DATA	NO DATA						
MD (E) MW	NO DATA	NO DATA						
MD (I) MVA	NO DATA	NO DATA						
MD (E) MVA	NO DATA	NO DATA						
CMD MW (I)	000009.00	000012.80						
CMD MW (E)	000009.20	000020.08						
CMD MVA (I)	000016.76	000019.68						
CMD MVA (E)	000013.72	000029.80						
MD Reset Count	0040	0040						
Instaneous Values								
MW	0000.0	0000.0						
MVAr	0000.0	0000.0						
MVA	0000.0	0000.0						
PF								
Freq.	00.000	0000.000						

Signature of SML Engineer

Signature of E & MR OPTCL 17/2/2023

Signature of Supplier/ Discom Engineer 17-2-23 A.M. SLT KMS 17-2-23 MDT

Signature of SDO/AE(M) Grid S/S 17/02/2023

Signature of OHPC/OPGC Representative

Signature of Industries Representative E.Co.Rly

Khajuriakata Apex testing

SECURE METERS LIMITED, UDAIPUR-313003

APEX-100 METERING, AMC REPORT OF AUDIT / BILLING METER

Customer Name : Orissa Power Transmission Corporation Ltd.

LOC Reference : Letter No.Sr.GM-CPC-AMC-18/2009(Part-II)-8163/Date: 29.07.2011

Audit / Billing : Billing. Zone:- TPCODL

Circle : EHT(O&M) CHARBAL. Substation Location 132/33 kV GRID S/S KHAITURIAKATA Date : 19.01.23

Auxiliary A.C. Voltage (V) : OK/NOK Earthling Connection : OK/NOK All the PT & CT Connection OK/NOK

Auxiliary D.C. Voltage (V) : OK/NOK General Electrical Check : OK/NOK

APEX-100 METERING DATA : MAIN METERS

METERING POINT	MAIN METER NO.	PTR	CTR	INST. VOLTAGE : ( )			INST. CURRENT : ( )		
				R To N	Y To N	B To N	R	Y	B
TRF-1	OPT01005	33kV/110V	400/1	18970	19059	19041	32.9	30.6	31.3
TRF-2	OPT00952	33kV/110V	400/1	18960	19077	19026	32.7	31.3	31.4

APEX-100 METERING DATA : CHECK METERS

METERING POINT	CHECK METER NO.	PTR	CTR	INST. VOLTAGE : ( )			INST. CURRENT : ( )		
				R To N	Y To N	B To N	R	Y	B
TRF-1	OPT01032	33kV/110V	400/1	18972	19049	19031	32.3	30.5	30.9
TRF-2	OPT00947	33kV/110V	400/1	18986	19058	19030	32.6	31.5	32.3

TESTING WITH ACCUCHECK HT+ / ZERA KIT

NAME OF RSS: ACCUCHECK+ (Sl. No. AHP00466) / ZERA KIT SL. NO. ( )

METERING POINT	MAIN METER NO.	CHECK METER NO.	TEST MODE PULSE/COMMS	ACTIVETEST RESULT% ERROR		REACTIVETEST RESULT% ERROR		REMARKS
				MAIN	CHECK	MAIN	CHECK	
TRF-1	OPT01005	OPT01032	Pulse	+0.09	+0.01	-0.04	+0.07	Accuracy with -1% limits.
TRF-2	OPT00952	OPT00947	Pulse	-0.09	+0.09	+0.11	-0.12	

ANY CHANGE MADE IN HARDWARE OR SOFTWARE : YES/ NO

GENERAL REMARKS : 33 kV TRF-1 (M&C), TRF-2 (M&C), 04 Nos of Billing meters are tested. The % of Accuracy Errors of Both Active & Reactive Errors with -1% limits. These meters are Working Satisfactory. TRF-1 (TTB) Main TPCODL old Seal :- G0533722/23 TRF-2 (TTB) Main TPCODL old Seal :- G0533724/25 Back Panel Door TPCODL old Seal :- A850317

TRF-1 (TTB) Main TPCODL New Seal :- G0781904/05
TRF-2 (TTB) Main TPCODL New Seal :- G0781906/07
Back Panel Door TPCODL New Seal :- G0781908

S.K. Nayak 25.01.2023
Signature of SML Engineer

19/1/2023
Signature of E & MR OPTCL

19/1/23
Signature of Supplier/ Discom Engineer

19/01/2023
Signature of SDO/AE(M) Grid S/S

Signature of OHPC/OPGC Representative

Signature of Industries Representative

TIME SYNCHRONISATION OF APEX-100 METER MODULE

Refer Letter No: Sr. G.M-CPC-ENERGY-AUDIT-19/2009(Part-IV)6014(9)/Date:30.07.2016

Zone	TPCODL
Circle	EHT(O&M) CHANDPAL.
Grid S/s Name	132/33 KV GRID S/S KHARJTAKATA.
Date of Time Synchronization	19.01.23

Time Synchronisation through Laptop matching time at SLDC, Bhubaneshwar

Metering Point	Main / Check Meter Sl No	MD Reset Count		MD in MW (I)		MD in MW (E)		MD in MVA (I)		MD in MVA (E)	
		Before	After	Before	After	Before	After	Before	After	Before	After
TRF-1 (M)	OPT01005	0064	0064	00003.604	00003.604	00000.000	00000.000	00003.736	00003.736	00000.000	00000.000
TRF-2 (M)	OPT00952	0064	0064	00003.104	00003.104	00000.000	00000.000	00003.148	00003.148	00000.000	00000.000

Metering Point	Main / Check Meter Sl No	CMD in MW (I)		CMD in MW (E)		CMD in MVA (I)		CMD in MVA (E)	
		Before	After	Before	After	Before	After	Before	After
TRF-1 (M)	OPT01005	00329.980	00329.980	00000.272	00000.272	00336.788	00336.788	00000.352	00000.352
TRF-2 (M)	OPT00952	00322.036	00322.036	00000.332	00000.332	00328.764	00328.764	00000.836	00000.836

Metering Point	Main / Check Meter Sl No	TIME		IP DEMAND (I)		IP DEMAND (E)		Time Different Between Main & Check	
		Before	After	Before	After	Before	After	Main	Check
TRF-1 (M)	OPT01005	13:31:21	13:32:02	0001.764	0001.764	00000.000	00000.000		
TRF-2 (M)	OPT00952	13:33:17	13:36:10	0001.668	0001.668	00000.000	00000.000		

Remarks : Time Synchronisation has been done, After time Synchronisation there is no-change in MD-Reset Count, MD-MW (I&E), MD-MVA (I&E), CMD-MW (I&E), CMD-MVA (I&E), IP Demand (I&E), only change in time.

Signature of SML Representative	Signature of E&MR OPTCL	Signature of Supplier / Discom Engineer	Signature of SDO / AE(M) Grid S/s	Signature of Generating Station Representative
19.01.23	19/1/2023 Eshwar Devilal Meramundali	19/1/23 DM(Ele) DM2(D2) DXL	19/01/2023	

METER READING OF ENERGY AUDIT METER / BILLING METER

Zone: BHUBANESWAR

Grid Sub Station Name: 132/33 KV KHANDAGIRI (TPCODL)

Audit Meter / Billing Meter

Billing Metering Point Name	TRF-1		TRF-2					
Audit Metering Point Name								
	Metering Point- (M)	Metering Point- (C)	Metering Point- (M)	Metering Point- (C)	Metering Point-	Metering Point-	Metering Point-	Metering Point-
Meter Sl. No	OPT0/005	OPT0/032	OPT00752	OPT00947				
Date	19.01.23	19.01.23	19.01.23	19.01.23				
Time	11:02:35	11:17:25	11:24:31	11:32:17				
Mwh (I)	10619.60	10611.17	10764.64	10707.30				
(E)	000000.07	000000.07	000000.09	000000.09				
MV Arh lag Q1	02160.88	021586.64	019581.56	019550.24				
MV Arh ld Q2	000000.00	000000.00	000000.00	000000.00				
MV Arh lag Q3	000000.05	000000.04	000000.53	000000.53				
MV Arh ld Q4	000000.85	000000.85	000134.87	000134.87				
MV Ah (I)	109247.89	109234.52	109096.97	109003.10				
(E)	000000.10	000000.10	000000.59	000000.59				
Last I.P. Demand MW (I)	00001.764	00001.640	00001.668	00001.648				
Last I.P. Demand MW (E)	00000.000	00000.000	00000.000	00000.000				
MV Arh High	000113.26	000107.30	000096.27	000079.84				
MV Arh Low	001593.04	001640.49	001395.47	001504.20				
Avg. PF (I)	0.965 lag	0.961 lag	0.968 lag	0.968 lag				
MD (I) MW	00003.604	00003.580	00003.104	00003.096				
MD (E) MW	00000.000	00000.000	00000.000	00000.000				
MD (I) MVA	00003.726	00003.708	00003.148	00003.140				
MD (E) MVA	00000.000	00000.000	00000.000	00000.000				
CMD MW (I)	00329.980	00330.232	00322.036	00322.904				
CMD MW (E)	00000.272	00000.272	00000.332	00000.336				
CMD MVA (I)	00336.788	00336.992	00328.764	00329.544				
CMD MVA (E)	00000.352	00000.352	00000.836	00000.852				
MD Reset Count	0064	0064	0064	0064				
Instaneous Values								
MW	1.78	1.38	1.38	1.39				
MVAr	0.47	0.40	0.34	0.35				
MVA	1.84	1.43	1.41	1.43				
PF								
Freq.	50.057	50.003	49.923	50.049				

C.K. Nayak 19.01.23
Signature of SML Engineer

19/1/23
Signature of E & MR OPTCL

19/1/23
Signature of Supplier/ Discom Engineer

19/01/2023
Signature of SDO/AEE Grid S/S

Signature of OHPC/OPGC Representative

Signature of Industries Representative

SECURE METERS LIMITED, UDAIPUR-313003

APEX-100 METERING TESTING CERTIFICATE FOR INSTALLATION & AMC OF AUDIT / BILLING METER

Customer Name : Orissa Power Transmission Corporation Ltd.

Supply & Installation LOC Reference: Letter No. SGM-CPC-III-Tender-Audit-Energy Meter (Biennalal)-06/2019 (Part-II)/ 4747 (17) Dated: 22-Nov.-2019

AMC LOC Reference: Letter No. SGM-CPC-III-Tender-Audit-Energy Meters (Biennalal)-06/2019 (Part-II) /4750 (16) Dated: 22-Nov.-2019

Grid Substation Name: 132/33 KV S/S Kalarangi — Date: 11.3.22

Metering Point: 33 KV TRF-3 (main) — Meter Sl. No. OPT02252

Reference Standed Sl. No. 05PD37110 — Make: ZERA — Class of Acc. 0.05

Field CTR. 400/1A — Field PTR 33000/110V — Meter CTR 400/1A — Meter PTR 33000/110V

A	IMPORT MODE			
1	Transformer- operated with balanced load			
Current (A)	Power Factor	Limit (± %) for class 0.25	Active Percentage Error	Reactive Percentage Error
0.01 Ib	1	0.4	(+)0.11%	
0.02 Ib			(-)0.12%	
0.05 Ib		0.2	(+)0.09%	
0.1 Ib			(-)0.08%	(-)0.10%
Ib			(-)0.06%	(-)0.08%
Imax			(-)0.07%	(-)0.06%
0.01 Ib	0.5 inductive	0.5	(-)0.21%	
0.02 Ib			(+)0.18%	
0.05 Ib		0.3	(-)0.11%	(-)0.09%
0.1 Ib			(-)0.04%	(-)0.08%
Imax			(+)0.01%	(-)0.02%
0.01 Ib	0.8 capacitive	0.5	(-)0.18%	
0.02 Ib			(-)0.16%	
0.05 Ib		0.3	(+)0.06%	
0.1 Ib			(-)0.05%	
Imax			(-)0.01%	

A	EXPORT MODE			
1	Transformer- operated with balanced load			
Current (A)	Power Factor	Limit (± %) for class 0.25	Active Percentage Error	Reactive Percentage Error
0.01 Ib	1	0.4	(-)0.18%	
0.02 Ib			(+)0.13%	
0.05 Ib		0.2	(-)0.08%	
0.1 Ib			(-)0.03%	(-)0.10%
Ib			(-)0.02%	(+)0.07%
Imax			(-)0.04%	(-)0.02%
0.01 Ib	0.5 Inductive	0.5	(+)0.20%	
0.02 Ib			(-)0.18%	
0.05 Ib		0.3	(-)0.13%	(-)0.11%
0.1 Ib			(-)0.08%	(-)0.06%
Imax			(-)0.03%	(-)0.02%
0.01 Ib	0.8 capacitive	0.5	(-)0.23%	
0.02 Ib			(-)0.17%	
0.05 Ib		0.3	(-)0.10%	
0.1 Ib			(-)0.05%	
Imax			(-)0.02%	

1	Long Duration Test for .8 Ib & pf -.866		IMPORT MODE			EXPORT MODE		
Current (A)	Power Factor	Limit (± %) for class 0.25	Percentage Error Active	Percentage Error Reactive	Percentage Error Apparent	Percentage Error Active	Percentage Error Reactive	Percentage Error Apparent
0.8 Ib	.866 Lag		(-)0.05%	(-)0.08%	(-)0.06%	(-)0.03%	(-)0.06%	(-)0.02%

ANY CHANGE MADE IN HARDWARE OR SOFTWARE YES/NO

GENERAL REMARKS: The 33 KV TRF-3 main APEX-100 meter module are tested with zera & Phantom kit, The % import & export mode error are with in limit, meter module installation & commission successfully, meter module working satisfactory, OLD APEX module Sl. No. STA04527 & NEW APEX-100 installed

Signature of SML Engineer

Signature of E&MR Of OPTCL — 11/03/2022

Signature of Supplier/ Discom Eng. — 11.03.22

Signature of SDO/AE(M) Grid S/S — 11.03.22

S.D.O. (ELECT.) EHT (O&M) Sub-Division Kalarangi, OPTCL

Signature of Representative of

SECURE METERS LIMITED, UDAIPUR-313003

METER READING OF ENERGY AUDIT METER / BILLING METER

Supply & Installation LOC Reference: Letter No. SGM-CPC-III-Tender-Audit-Energy Meter (Biennial)-05/2019 (Part-III) 4747 (17) Dated: 22-Nov.-2019

AMC LOC Reference: Letter No. SGM-CPC-III-Tender-Audit-Energy Meters (Biennial)-05/2019 (Part-II) /4750 (16) Dated: 22-Nov.-2019

Zone	TP COD2		Audit Meter / Billing Meter					
Grid Sub Station Name:	132/33 KV SIS Kadadanagi							
Billing Metering Point Name	33KV TRF-3(M)							
Audit Metering Point Name								
	Befor Testing	After Testing	Befor Testing	After Testing	Befor Testing	After Testing	Befor Testing	After Testing
Meter Sl. No.	OPT02752	OPT02752						
Date	11.3.22	11.3.22						
Time	11.7.10	11.44.05						
Mwh / Gwh (I)	+00007100.0	+00000039						
(E)	-00007000.0	-00000026						
MV Arh / GVArh lag Q1	+00000000.0	+00000001.9						
MV Arh / GVArh ld Q2	+00000000.0	+00000000.3						
MV Arh / GVArh lag Q3	-00000000.0	-00000000.6						
MV Arh / GVArh ld Q4	-00000000.0	-00000000.8						
MV Ah / GVAh (I)	+00000100.0	+00000005.3						
(E)	-00000000.0	-00000003.2						
Last I.P. Demand MW / GW (I)								
Last I.P Demand MW / GW (E)								
MV Arh / GVArh High	+00000000.0	+00000000.0						
MV Arh / GVArh Low	+00000000.0	+00000000.0						
Avg PF (I)								
MD (I) MW / GW	Nodata	009.11408						
MD (E) MW / GW	do	010.89780						
MD (I) MVA / GVA	do	012.61348						
MD (E) MVA / GVA	do	013.00112						
CMD MW / GW (I)	000-00000	000-00000						
CMD MW / GW (E)	000-00000	000-00000						
CMD MVA / GVA (I)	000-00000	000-00000						
CMD MVA / GVA (E)	000-00000	000-00000						
MD Resel Count	0003	0003						
Instaneous Values								
MW / GW								
MVAr / GVAr								
MVA / GVA								
Net Active Power-3Ph.								
Freq.								

Signature of Site Engineer

Signature of E & MR JKTCL 11/03/2022

Signature of Supplier/ Distributor

11.03.22 S.D.O. (ELECT.) OHT (O&M) Sub-Division Karanghi RVPCL

Signature of SE Distribution

Signature of RVPCL

Signature of Industries Representative

SECURE METERS LIMITED, UDAIPUR-313003

Erection & Commissioning Certificate

Customer Name: Odisha Power Transmission Corpuration Ltd.

Supply & Installation LOC Reference: Letter No. SGM-CPC-III-Tender-Audit-Energy Meter (Biennalal)-05/2019 (Part-II)/ 4747 (17) Dated: 22-Nov.-2019

AMC LOC Reference: Letter No. SGM-CPC-III-Tender-Audit-Energy Meters (Biennalal)-05/2019 (Part-II) /4750 (15) Dated: 22-Nov.-2019

Zone: TP CODR | Circle: EHT (O&M) Chainpal

Division: EHT (O&M) Dhenkanal | Grid Substation: 132/33 KV S/S Kalapathar

Meter Details: Energy Audit / Billing Meters

Sr. No	Metering Point (Name of Feeder/Transformer) with voltage class & MVA Rating	New Meter Sr. No.	Placement of Meter	CT Ratio	PT Ratio	Inst. Voltage			Inst Current			Inst PF			Installation Date	Commissioning Date
						R to N	Y to N	B to N	R	Y	B	R	Y	B		
1	33KV TRF-3 (M)	OPT02252	MIP	400/1A	33000/110V	19507	19608	19382	28.2	30.1	29.3	0.993 Lg	0.994 Lg	0.986 Lg	11-3-22	11-3-22
2																
3																
4																
5																
6																
7																
8																

Inspection/ Functional Test Report:

Test	Test Result
Inspection of mounting, wiring, colour coding, ferruling, glanding and marking of cablesas per the standard Apex installation procedure.	
Current Transformer Connections to Meter	
Potential Transformer Connections to Meter	
Display Parameters of Meter with Date & Time of all meters	
Communication with Meter Reading Instrument from Optical Port.	
Auxiliary A.C. and D.C. supply connection to the Meter Terminals	
Grounding of the Apex-100 Meter as per the standard of Apex Installation Procedure	

It is hereby certified that the Erection, Testing & Commissioning of above mentioned energy meters are satisfactorily completed as per the specifications.

Signature (Commissioning Engineer SML)	Signature (E&MR Engineer) 11/03/2022	Signature (SDO/AE(M) Grid S/S) SE (O&M) Sub-Division Kalahandi, OPTCL	Signature (DISCOM) 11.03.22	Signature

METER READING OF ENERGY AUDIT METER / BILLING METER

	TPCDCL			Audit Meter / Billing Meter				
Station Name:	132/33 KV SLS Kalapangi							
Metering Point Name	33 KV TRF-3(M)							
Audit Metering Point Name								
	Metering Point-	Metering Point-	Metering Point-	Metering Point-	Metering Point-	Metering Point-	Metering Point-	Metering Point-
Meter Sl. No.								
Date								
Time								
Mwh (I)	090634.2							
(E)	000012.8							
MV Arh lag Q1	121789.6							
MV Arh ld Q2	026544.0							
MV Arh lag Q3	000416.7							
MV Arh ld Q4	000001.2							
MV Ah (I)	108005.5							
(E)	000419.7							
Last I.P. Demand MW (I)	00.0000							
Last I.P. Demand MW (E)	00.0000							
MV Arh High	033859.5							
MV Arh Low	016093.8							
Avg. PF (I)								
MD (I) MW								
MD (E) MW								
MD (I) MVA	03.9500							
MD (E) MVA	00.0000							
CMD MW (I)								
CMD MW (E)								
CMD MVA (I)	02.1777							
CMD MVA (E)	19.9078							
MD Reset Count	00226							
Instaneous Values								
MW								
MVAr								
MVA								
PF								
Freq.								

Signature of SML Engineer

Signature of E & MR OPTCL 11/3/2022

Signature of Supplier/ Discom Engineer 11.03.22

Signature of SDO/AE(M) GRIDS/S 11.03.22

Signature of DHPC/OPGC Representative

Signature of Industries Representative

SDO (ELECT) HT (O&M) Sub-Division Kalarangi, OPTCL

METER READING OF ENERGY AUDIT METER / BILLING METER

Zone	TPCODL				Audit Meter / Billing Meter		Billing	
Grid Sub Station Name:	132/33 KV Grid S/S Gondia							
Billing Metering Point Name	STN. TRF. 2							
Audit Metering Point Name	MAIN Meter	CHEUK Meter						
	Metering Point-	Metering Point-	Metering Point-	Metering Point-	Metering Point-	Metering Point-	Metering Point-	Metering Point-
Meter SL No.	OPT02207	OPT02208						
Date	22.4.2022	22.4.2022						
Time	13.13 hr	13.20 hr						
Mwh (I)	00000008.3	00000001.1						
(E)	-00002002.1	-00000001.2						
MV Arh lag Q1	00000002.1	00000000.6						
MV Arh ld Q2	00000000.8	00000000.4						
MV Arh lag Q3	-00000000.8	-00000000.6						
MV Arh ld Q4	-00000000.4	-00000000.4						
MV Ah (I)	00000004.7	00000001.9						
(E)	-00000002.1	-00000001.9						
Last I.P. Demand MW (I)	000.00000	000.00000						
Last I.P. Demand MW (E)	000.00000	000.00000						
MV Arh High	00000000.0	00000000.0						
MV Arh Low	00000000.0	00000000.0						
Avg. PF (I)	1.000 lag	1.000 lag						
MD (I) MW	000.01776	000.01788						
MD (E) MW	No-data	No-data						
MD (I) MVA	000.01784	000.01796						
MD (E) MVA	No-data	No-data						
CMD MW (I)	012.36512	002.90112						
CMD MW (E)	005.09468	002.54240						
CMD MVA (I)	016.16868	004.04164						
CMD MVA (E)	006.85952	004.35992						
MD Reset Count	0011	0011						
Instaneous Values								
MW								
MVAr								
MVA								
PF								
Freq.								

Signature of SML Engineer	Signature of E & MR OPTCL	Signature of Supplier/ Discom Engineer	Signature of SDO/AE(M) Gnd S/S	Signature of OHPC/OPGC Representative	Signature of Industries Representative
		M.R.T. DEE			

TRF-II main TTB → G0048364/65(SP)
TRF-II Check TTB → G0048366/67 (SP)

Scanned by CamScanner

SECURE METERS LIMITED, UDAIPUR-313003

Erection & Commissioning Certificate

Customer Name: Odisha Power Transmission Corpuration Ltd.

Supply & Installation LOC Reference: Letter No. SGM-CPC-III-Tender-Audit-Energy Meter (Biennalal)-05/2019 (Part-II)/ 4747 (17) Dated: 22-Nov.-2019

AMC LOC Reference: Letter No. SGM-CPC-III-Tender-Audit-Energy Meters (Biennalal)-05/2019 (Part-II) /4750 (15) Dated: 22-Nov.-2019

Zone: TTCOL

Circle:

Division:

Grid Substation: 132/33 KV Grid S/S Gordia

Meter Details: Energy ~~Audit~~ / Billing Meters

Sr. No	Metering Point (Name of Feeder/Transformer) with voltage class & MVA Rating	New Meter Sr. No	Placement of Meter	CT Ratio	PT Ratio	Inst. Voltage			Inst Current			Inst PF			Installation Date	Commissioning Date
						R to N	Y to N	B to N	R	Y	B	R	Y	B		
1	STN - TRF - 2 (MAIN)	OPT02207	middle	400/1	33000/110	19225	19205	19274	0.1 A	0.1 A	0.1 A	1.00 lag	1.00 lag	1.00 lag		22-4-22
2	STN - TRF - 2 (CHECK)	OPT02208	"	400/1	33000/110	19311	19188	19248	0.1 A	0.1 A	0.1 A	1.00 lag	1.00 lag	1.00 lag		22-4-22
3																
4																
5																
6																
7																
8																

Inspection/ Functional Test Report:

Test	Test Result
Inspection of mounting, wiring, colour coding, ferruling, glanding and marking of cablesas per the standard Apex installation procedure.	
Current Transformer Connections to Meter	
Potential Transformer Connections to Meter	
Display Parameters of Meter with Date & Time of all meters	
Communication with Meter Reading Instrument from Optical Port	
Auxiliary A.C. and D.C. supply connection to the Meter Terminals	
Grounding of the Apex-100 Meter as per the standard of Apex Installation Procedure	

It is hereby certified that the Erection, Testing & Commissioning of above mentioned energy meters are satisfactorily completed as per the specifications.

Signature
(Commissioning Engineer SML)

Signature
(E&MR Engineer)

Signature
(SDO/AE(M)Grid S/S)

Signature
(DISCOM)

Signature

Meter change

SECURE METERS LIMITED, UDAIPUR-313003

CT & PT OPERATED METERING TESTING OF ENERGY METER INSTALLED FOR INTER-CONNECTION BETWEEN Rajasthan Power Transmission Corporation Ltd.

Field Laboratory-LOC Number: [illegible] Under Audit Energy Meter [illegible]

AAC LOC Reference: Letter No. SE/M CMC III Under Audit Energy Meters (Discarded) 09/2019 (Part-II) [illegible] Dated: 22 [illegible]

Grid Substation Name: 132/33 kV GRID S/S KHARAGPRASAD — Date: 30-01-2023

Metering Point: 132 kV TRACTION (MAIN) — Meter Sl. No.: OPT02210

Reference Standard Sl. No.: 15007/696 — Class of Acc.: 0.05

Make: ZERA 40011 — Meter P.T.R.: 132kV/110V

Meter CT: 400/1 — Meter C.T.R.: 132kV/1A

A	IMPORT MODE				A	EXPORT MODE			
1	Transformer- operated with balanced load				1	Transformer- operated with balanced load			
Current (A)	Power Factor	Limit (± %) for class 0.25	Active Percentage Error	Reactive Percentage Error	Current (A)	Power Factor	Limit (± %) for class 0.25	Active Percentage Error	Reactive Percentage Error
0.01 Ib	1	0.4	-0.08		0.01 Ib	1	0.4	-0.09	
0.02 Ib			-0.09		0.02 Ib			-0.08	
0.05 Ib		0.2	-0.04		0.05 Ib		0.2	-0.04	
0.1 Ib			-0.06	-0.08	0.1 Ib			-0.08	-0.09
Ib			-0.06	-0.07	Ib			-0.09	-0.08
Imax			-0.05	-0.06	Imax			-0.06	-0.07
0.01 Ib	0.5 inductive	0.5	-0.09		0.01 Ib	0.5 inductive	0.5	-0.10	
0.02 Ib			-0.04		0.02 Ib			-0.11	
0.05 Ib		0.3	-0.08	-0.08	0.05 Ib		0.3	-0.09	-0.04
0.1 Ib			-0.09	-0.06	0.1 Ib			-0.04	-0.08
Imax			-0.05	-0.08	Imax			-0.08	-0.03
0.02 Ib	0.8 capacitive	0.5	-0.04		0.02 Ib	0.8 capacitive	0.5	-0.08	
0.02 Ib			-0.09		0.02 Ib			-0.09	
0.05 Ib		0.3	-0.08		0.05 Ib		0.3	-0.04	
0.1 Ib			-0.03		0.1 Ib			-0.08	
Imax			-0.06		Imax			-0.06	

1	Long Duration Test for 2 Ib & pf - .866		IMPORT MODE			EXPORT MODE		
Current (A)	Power Factor	Limit (± %) for class 0.25	Percentage Error Active	Percentage Error Reactive	Percentage Error Apparent	Percentage Error Active	Percentage Error Reactive	Percentage Error Apparent
0.8 Ib	.866 Lag		-0.09	-0.11	-0.12	-0.06	-0.07	-0.09

ANY CHARGE MADE IN HARDWARE OR SOFTWARE YES/NO

GENERAL REMARKS: 132 kV Traction (Main) APEX-110 are testing installation commissioning has been done with Phantom & ZERA kit. The % of errors import (active & Reactive) & Export (active & Reactive) errors are within limit. The meter module are working satisfactory.

Dilip	30.01.2023	30.1.23	30.01.23	30.01.23
Signature of Field Engineers	Signature of CE/MR CM OPTCL	Signature of Supplier/ Discom Eng.	Signature of SDO/AE (RA) Grid S/S	Signature of Public representative of ESE

SECURE METERS LIMITED, UDAIPUR-313003

APEX-100 METERING TESTING CERTIFICATE FOR INSTALLATION & AMC OF AUDIT / BILLING METER

Customer Name : Orissa Power Transmission Corporation Ltd.

Supply & Installation LOC Reference: Letter No. SGM-CPC-III-Tender-Audit-Energy Meter (Biennial)-05/2019 (Part-II)/ 4747 (17) Dated: 22-Nov.-2019

AMC LOC Reference: Letter No. SGM-CPC-III Tender Audit-Energy Meters (Biennial) 05/2019 (Part-II) /4750 (15) Dated: 22-Nov.-2019

Grid Substation Name: 132/33 kV GRID S/S KHARAGPRASAD

Metering Point: 132 kV TRACTION (CHECK)

Date: 20-01-2023

Reference Standard Sl. No.: 05007169 6

Meter Sl. No.: OPT02371

Field CTR: 400/1

Make: ZERA

Class of Acc.: 0.05

Field PTR: 132kV/110V

Meter CTR: 400/1

Meter PTR: 132kV/110V

A	IMPORT MODE			
1	Transformer- operated with balanced load			
Current (A)	Power Factor	Limit (± %) for class 0.25	Active Percentage Error	Reactive Percentage Error
0.01 Ib	1	0.4	-0.04	
0.02 Ib			-0.08	
0.05 Ib		0.2	-0.04	
0.1 Ib			-0.06	-0.09
Ib			-0.01	-0.03
Imax			-0.01	-0.01
0.01 Ib	0.5 inductive	0.5	-0.16	
0.02 Ib			-0.12	
0.05 Ib		0.3	-0.11	-0.17
0.1 Ib			-0.08	-0.15
Imax			-0.09	-0.02
0.01 Ib	0.8 capacitive	0.5	-0.08	
0.02 Ib			-0.09	
0.05 Ib		0.3	-0.01	
0.1 Ib			-0.09	
Imax			-0.14	

A	EXPORT MODE			
1	Transformer- operated with balanced load			
Current (A)	Power Factor	Limit (± %) for class 0.25	Active Percentage Error	Reactive Percentage Error
0.01 Ib	1	0.4	-0.08	
0.02 Ib			-0.09	
0.05 Ib		0.2	-0.04	
0.1 Ib			-0.09	-0.04
Ib			-0.01	-0.08
Imax			-0.08	-0.01
0.01 Ib	0.5 inductive	0.5	-0.04	
0.02 Ib			-0.09	
0.05 Ib		0.3	-0.08	-0.09
0.1 Ib			+0.09	-0.08
Imax			-0.09	-0.01
0.01 Ib	0.8 capacitive	0.5	-0.09	
0.02 Ib			-0.02	
0.05 Ib		0.3	-0.08	
0.1 Ib			-0.04	
Imax			-0.02	

1	Long Duration Test for .8 Ib & pf - .866		IMPORT MODE			EXPORT MODE		
Current (A)	Power Factor	Limit (± %) for class 0.25	Percentage Error Active	Percentage Error Reactive	Percentage Error Apparent	Percentage Error Active	Percentage Error Reactive	Percentage Error Apparent
0.8 Ib	.866 Lag		-0.09	-0.11	-0.09	-0.08	-0.11	-0.09

ANY CHANGE MADE IN HARDWARE OR SOFTWARE YES/NO

GENERAL REMARKS: 132 kV TRACTION (Check) Meter APEX-100 are testing, installation, commissioning has been done. ~~Out errors~~ with ZERA and Phantom KVA. The % of Energy Import (active & Reactive) Export (active & Reactive) Energy are verify in limit. The meter module are working satisfactory.

Signature of SML Engineer	Signature of E&MR Of OPTCL	Signature of Supplier/ Discom Eng.	Signature of SDO/AE(M) Grid S/S	Signature of Representative of CSC

Scanned with CamScanner

SECURE METERS LIMITED, UDAIPUR-313003

METER READING OF ENERGY AUDIT METER / BILLING METER

Supply & Installation LOC Reference. Letter No. SGM-CPC-III-Tender-Audit-Energy Meter (Biennaial) 05/2019 (Part-II)/ 4747 (17) Date 22-Nov.-2019

AMC LOC Reference: Letter No. SGM-CPC-III-Tender-Audit-Energy Meters (Biennaial)-05/2019 (Part-II) /4750 (15) Dated: 22-Nov.-20

Zone	CESU (TPCODL)							
Grid Sub Station Name:	132/33KV GRID S/S KANDRA PRASAD			Audit Meter / Billing Meter			BILLING	
Billing Metering Point Name	132KV TRACTION(M)		132KV TRACTION(C)					
Audit Metering Point Name								
	Befor Testing	After Testing	Befor Testing	After Testing	Befor Testing	After Testing	Befor Testing	After Testi
Meter SL No	OPT02210	OPT02210	OPT02371	OPT02371				
Date	20.01.23	20.01.23	20.01.23	20.01.23				
Time	13.21.30	13.53.12	14.05.20	14.55.06				
Mwh / Gwh (I)	+00000000	+00000012	+00000000	+00000009				
(E)	-00000000	-00000005	-00000000	-00000004				
MV Arh / GVArh lag Q1	+00000000	+00000005	+00000000	+00000006				
MV Arh / GVArh ld Q2	+00000000	+00000001	+00000000	+00000001				
MV Arh / GVArh lag Q3	-00000000	-00000005	-00000000	-00000009				
MV Arh / GVArh ld Q4	-00000000	-00000001	-00000000	-00000003				
MV Ah / GVAh (I)	+00000000	+00000017	+00000000	+00000015				
(E)	-00000000	-00000010	-00000000	-00000015				
Last I P Demand MW / GW (I)	0000.0000	0051.1212	0000.0000	0015.3604				
Last I P Demand MW / GW (E)	0000.0000	0000.4792	0000.0000	0029.5116				
MV Arh / GVArh High	+00000000	+00000000	+00000000	+00000000				
MV Arh / GVArh Low	+00000000	+00000000	+00000000	+00000000				
Avg PF (I)	1.000 lag	1.000 lag	1.000 lag	1.000 lag				
MD (I) MW / GW	NO DATA	0051.1212	NO DATA	0015.3604				
MD (E) MW / GW	NO DATA	0000.4792	NO DATA	0029.5116				
MD (I) MVA / GVA	NO DATA	0054.0749	NO DATA	0035.9080				
MD (E) MVA / GVA	NO DATA	0004.9792	NO DATA	0034.8880				
CMD MW / GW (I)	0000.0000	0000.0000	0000.0000	0000.0000				
CMD MW / GW (E)	0000.0000	0000.0000	0000.0000	0000.0000				
CMD MVA / GVA (I)	0000.0000	0000.0000	0000.0000	0000.0000				
CMD MVA / GVA (E)	0000.0000	0000.0000	0000.0000	0000.0000				
MD Reset Count	0003	0003	0003	0003				
Instaneous Values								
MW / GW	0000.00	0000.00	0000.00	0000.00				
MVAr / GVAr	0000.00	0000.00	0000.00	0000.00				
MVA / GVA	0000.00	0000.00	0000.00	0000.00				
Net Active Power-3Ph								
Freq	000.00	000.00	000.00	000.00				

D.M.P
Signature of SML Engineer

20.01.2023
Signature of E & MR OPTCL

20.1.23
Signature of Supplier/ Discom Engineer

20.01.23
Signature of SDO/AE(M) Grid S/S

Signature of OHPC/OPGC Representative

Signature of Industries Representative

SECURE METERS LIMITED, UDAIPUR-313003

Erection & Commissioning Certificate

Customer Name: Odisha Power Transmission Corpuration Ltd.

Supply & Installation LOC Reference: Letter No. SGM-CPC-III-Tender-Audit-Energy Meter (Biennaial)-05/2019 (Part-II)/ 4747 (17) Dated: 22-Nov.-2019

AMC LOC Reference: Letter No. SGM-CPC-III-Tender-Audit-Energy Meters (Biennaial)-05/2019 (Part-II) /4750 (15) Dated: 22-Nov.-2019

Circle: PHT (OSM) CHAINPAL

Grid Substation: 132/33 KV GRID S/S KHARAGPRASAD

ion: PHT(OSM)DHENKANAL

r Details: Energy Audit / Billing Meters

Metering Point (Name of Feeder/Transformer) with voltage class & MVA Rating	New Meter Sr No	Placement of Meter	CT Ratio	PT Ratio	Inst. Voltage			Inst Current			Inst PF			Installation Date	Commissioning Date
					R to N	Y to N	B to N	R	Y	B	R	Y	B		
132KV TRACTION (A)	OPT02210	Panel	400/1	132KV/110V	75.12	75.24	75.21							20.01.23	20.01.23
132KV TRACTION(C)	OPT02371	Panel	400/1	132KV/110V	75.14	74.24	75.20							20.01.23	20.01.23

ction/ Functional Test Report:

Test	Test Result
ion of mounting, wiring, colour coding, ferruling, glanding and marking of cablesas standard Apex installation procedure	OK
Transformer Connections to Meter	OK
Transformer Connections to Meter	OK
Parameters of Meter with Date & Time of all meters	OK
nication with Meter Reading instrument from Optical Port	OK
A.C and D.C supply connection to the Meter Terminals	OK
ing of the Apex 100 Meter as per the standard of Apex Installation Procedure	OK

eby certified that the Erection, Testing & Commissioning of above mentioned energy meters are satisfactorily completed as per the specifications.

Dilip
Signature
missioning Engineer SML)

30.01.23
Signature
(E&MR Engineer)

30.01.23
Signature
(SDO/AE(M)Grid S/S)

20.1.23
Signature
(DISCOM)

20/01/23
Signature
CSE/OPTC

METER READING OF ENERGY AUDIT METER / BILLING METER

Zone	CESU (TPCODL)				Audit Meter / Billing Meter		BILLING	
Grid Sub Station Name:	132/33KV GRID S/S KUARAGPROSAD							
Billing Metering Point Name	132KV TRACTION	132KV TRACTION						
Audit Metering Point Name								
	Metering Point- MAIN	Metering Point- CHECK	Metering Point-	Metering Point-	Metering Point-	Metering Point-	Metering Point-	Metering Point-
Meter Sl. No.	ATM03744	ATM03757						
Date	20.01.23	20.01.23						
Time	15 41 54	15 32 30						
Mwh (I)	952354	768307						
(E)	630385	591						
MV Arh lag Q1	258274	202950						
MV Arh ld Q2	58576	35564						
MV Arh lag Q3	59366	572						
MV Arh ld Q4	7117	84						
MV Ah (I)	1026031	818248						
(E)	638672	998						
Last I.P. Demand MW (I)	0	0						
Last I.P. Demand MW (E)	0	0						
MV Arh High	457	16722						
MV Arh Low	9996739	0						
Avg. PF (I)	1.0 lag	1.0 lag						
MD (I) MW								
MD (E) MW								
MD (I) MVA	13.4	13.225						
MD (E) MVA	0.85	0.787						
CMD MW (I)								
CMD MW (E)								
CMD MVA (I)	4388.90	3106.41						
CMD MVA (E)	2121.88	80.537						
MD Reset Count	216	127						
Instaneous Values								
MW								
MVAr								
MVA								
PF								
Freq.								

Dilip
Signature of SML Engineer

20.01.2023
Signature of E & MR OPTCL

20.1.23
Signature of Supplier/ Discom Engineer

20.01.23
Signature of SDO/AE(M) Grid S/S

Signature of OHPC/OPGC Representative

20/01/23
Signature of Industries Representative
SSE/RSI/TEWR

ANNEXURE – 13

(GIS Survey details)

(Assets)

Gmail

energy consulting <energy@eastcoast.net.in>

GIS Survey Details

1 message

Shankarshan Panigrahi <Shankarshan.Panigrahi@tpcentralodisha.com> Wed, Jul 5, 2023 at 3:44 PM
To: Srinivasa Rao G <srinivasa.gandepalli@eastcoast.net.in>, ECS Lokesh <lokesh.kota@eastcoast.net.in>, energy consulting <energy@eastcoast.net.in>
Cc: Kapil Baweja <Kapil.Baweja@tpcentralodisha.com>, Prakash Chandra Moharana <prakash.moharana@tpcentralodisha.com>

Dear Sir,

Find the GIS Survey details in the trail mail:

Regards

Shankarshan Panigrahi | Dy. Manager (Electrical) – Energy Audit Group (EAG)

Tel +91 674 2545682 | Mob +91 7978384770 | Web www.tpcentralodisha.com

TPCODL
TP CENTRAL ODISHA DISTRIBUTION LIMITED
(A Tata Power and Odisha Government Joint Venture)

Connect with us on:

Please don't print this Email unless you really need to - this will preserve trees on planet earth.

FYI

Division wise Asset Details as on 31st March 23

Division	11 kV Feeder Survey	11 kV Length Survey	LT Length Survey	DT Count Survey	Consumer Survey
Khordha	98	2127	2046	5694	129443
Nayagarh	75	2403	2020	6335	186522
Balugaon	35	1268	1396	3308	107859
Puri	67	1785	1965	4250	165444
Dhenkanal	45	2709	2308	6424	41320
Chainpal	35	1854	1557	4235	40173
Angul	21	841	857	2300	41147
Kendrapara	72	1350	2520	3041	176421
Marshaghai	25	1001	842	2471	51737
Paradeep	35	688	1208	1737	88142
Jagatsinghpur	48	1212	1991	3093	101507
CDD-1	53	170.95	481.71	1451	73663
CDD-2	49	396.44	809.09	1802	75709
CED	63	1641.89	2845.6	5205	157064

SED	33	895.37	1865.19	2684	117849
BCDD-1	64	240.38	1020.08	1396	56232
BCDD-2	110	845.94	4162.92	5333	166325
BED	62	776.48	3160.616	4239	128747
NED	73	2063.69	6723.29	5909	189152
AED	50	1343.17	3726.87	3896	110030

Regards

Shasank Sekhar Sahoo | Head - **GIS**

Mob +91 8411000445 | Web www.tpcentralodisha.com

TPCODL
TP CENTRAL ODISHA DISTRIBUTION LIMITED
(A Tata Power and Odisha Government Joint Venture)

Connect with us on:

From: Shasank Sekhar Sahoo (GIS)
Sent: 15 May 2023 15:03
To: Shankarshan Panigrahi <Shankarshan.Panigrahi@tpcentralodisha.com>
Cc: Pourush Garg <Pourush.Garg@tpcentralodisha.com>; Kapil Baweja <Kapil.Baweja@tpcentralodisha.com>; Manoj Das <Manoj.Das@tpcentralodisha.com>
Subject: RE: DISCOM Performance Review for the FY-2022-23 by Hon'ble Commission OERC

Dear Shankarshan Ji,

Circle wise Asset details captured as on 31st March 23 is as follows.

Compiling Division wise and shall be shared to you soon.

Circle	Substation	33 kV Feeder	33 kV Length	11 kV Feeder Survey	11 kV Length Survey	LT Length Survey	DT Count Survey	Consumer Survey
BBSR-1	79	89	651.03	312	3754	6569	17149	535026
Cuttack	72	71	734.35	250	5287	7863	15220	535264
BBSR-2	87	98	863.28	275	7583	7427	19587	589268
Dhenkanal	71	44	897.31	101	5405	4722	12959	122640
Paradeep	65	55	567.91	180	4251	6560	10342	417807
Total	374	357	3713.88	1118	26280	33141	75257	2200005

Regards

Shasank Sekhar Sahoo | Head - **GIS**

Mob +91 8411000445 | Web www.tpcentralodisha.com

TPCODL
TP CENTRAL ODISHA DISTRIBUTION LIMITED
(A Tata Power and Odisha Government Joint Venture)

Connect with us on:

From: Shankarshan Panigrahi <Shankarshan.Panigrahi@tpcentralodisha.com>
Sent: 12 May 2023 16:33
To: Shasank Sekhar Sahoo (GIS) <Shasank.Sahoo@tpcentralodisha.com>
Cc: Pourush Garg <Pourush.Garg@tpcentralodisha.com>; Kapil Baweja <Kapil.Baweja@tpcentralodisha.com>; Manoj Das <Manoj.Das@tpcentralodisha.com>
Subject: FW: DISCOM Performance Review for the FY-2022-23 by Hon'ble Commission OERC

Dear Sir,

Kindly provide the division-wise Asset details as on 31.03.2023 for furnishing the data to OERC.

Regards

Shankarshan Panigrahi | Dy. Manager (Electrical) – Energy Audit Group (EAG)

Tel +91 674 2545682 | Mob +91 7978384770 | Web www.tpcentralodisha.com

TPCODL
TP CENTRAL ODISHA DISTRIBUTION LIMITED
(A Tata Power and Odisha Government Joint Venture)

Connect with us on:

Please don't print this Email unless you really need to - this will preserve trees on planet earth.

From: Sanjay Swain <sanjay.swain@tpcentralodisha.com>
Sent: 11 May 2023 12:44
To: Buddhish Kumar Behera <buddhish.behera@tpcentralodisha.com>; Chandan Singh <Chandan.Singh@tpcentralodisha.com>; Kamal Lochan Baral <kamal.baral@tpcentralodisha.com>; Shankarshan Panigrahi <Shankarshan.Panigrahi@tpcentralodisha.com>; Prakash Chandra Moharana <prakash.moharana@tpcentralodisha.com>; Amiya Kumar Bisoi <Amiya.Bisoi@tpcentralodisha.com>; Pranabesh Mohanty <Pranabesh.Mohanty@tpcentralodisha.com>; Pourush Garg <Pourush.Garg@tpcentralodisha.com>
Cc: Parveen Verma <Parveen.Verma@tpcentralodisha.com>; Rajkumar Rastogi <Rajkumar.Rastogi@tpcentralodisha.com>; Puneet Munjal <Puneet.Munjal@tpcentralodisha.com>; Manoj Kumar Singh <manoj.singh@tpcentralodisha.com>; Sandhya Behera <Sandhya.Behera@tpcentralodisha.com>; Chinmaya Das <chinmaya.das@tpcentralodisha.com>; Biswaranjan Dhal <Biswaranjan.Dhal@tpcentralodisha.com>; Soumya Ranjan Mishra <soumya.mishra@tpcentralodisha.com>; Nitin Mithrani <Nitin.Mithrani@tpcentralodisha.com>; Ashish Pathak <ashish.pathak@tpcentralodisha.com>
Subject: DISCOM Performance Review for the FY-2022-23 by Hon'ble Commission OERC

Dear Sir,

Please find attached here with the letter of OERC regarding review of performance for the FY 2022-23 of TPCODL by Hon’ble Commission OERC.

According the data shall be submitted to the Hon’ble Commission OERC by 22.05.2023 with an Affidavit. So the KIP, CAPEX, Cash flow data and other data shall be provided to the undersigned by Monday for compilation and submission.

Regards

SANJAY SWAIN |DY.MANAGER(MIS) |MIS CELL

| Mob +91 9438233006 | Web www.tpcentralodisha.com

TPCODL
TP CENTRAL ODISHA DISTRIBUTION LIMITED
(A Tata Power and Odisha Government Joint Venture)

Connect with us on:

Please don't print this Email unless you really need to - this will preserve trees on planet earth.